Discovered in European ancestry analysis

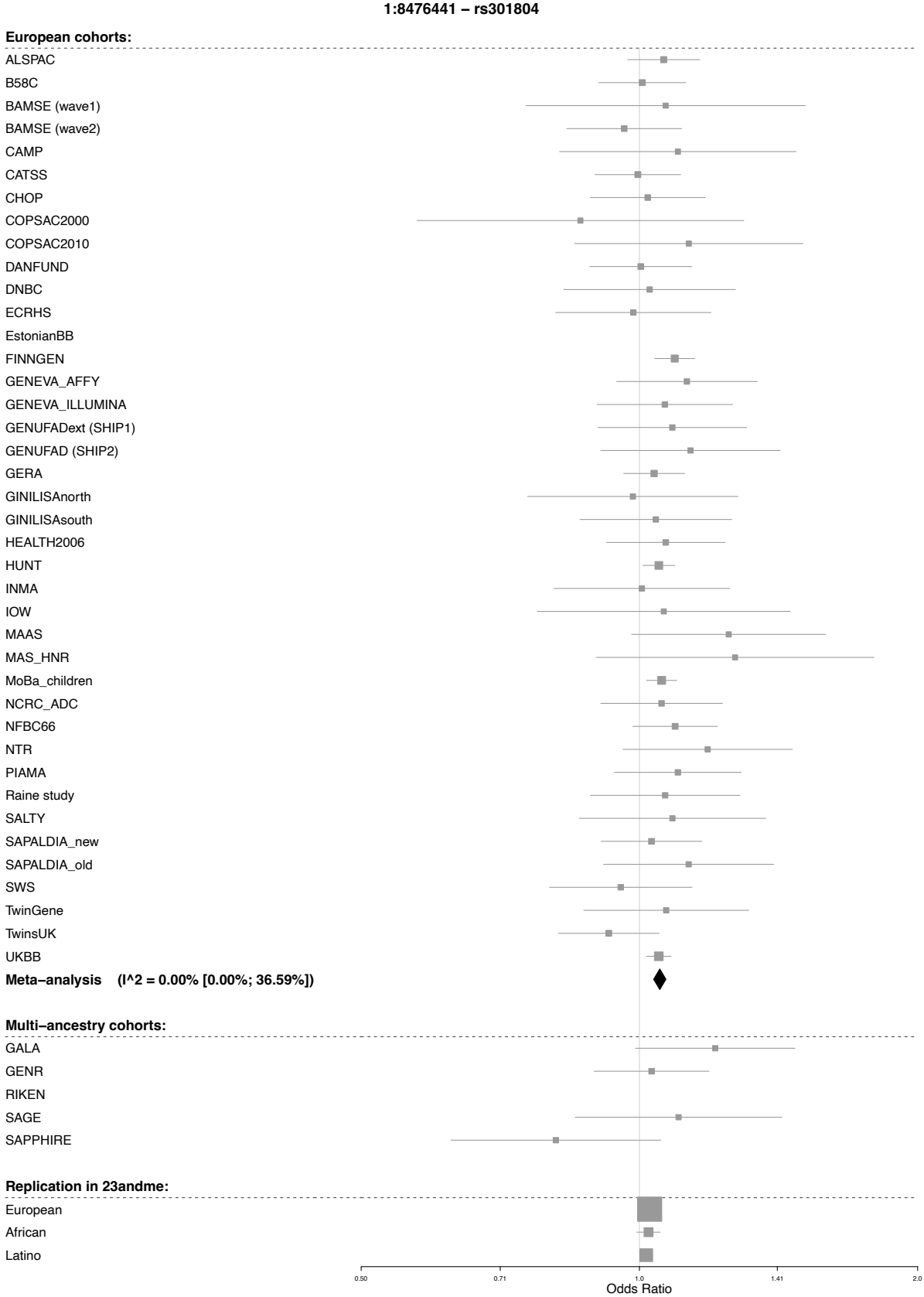

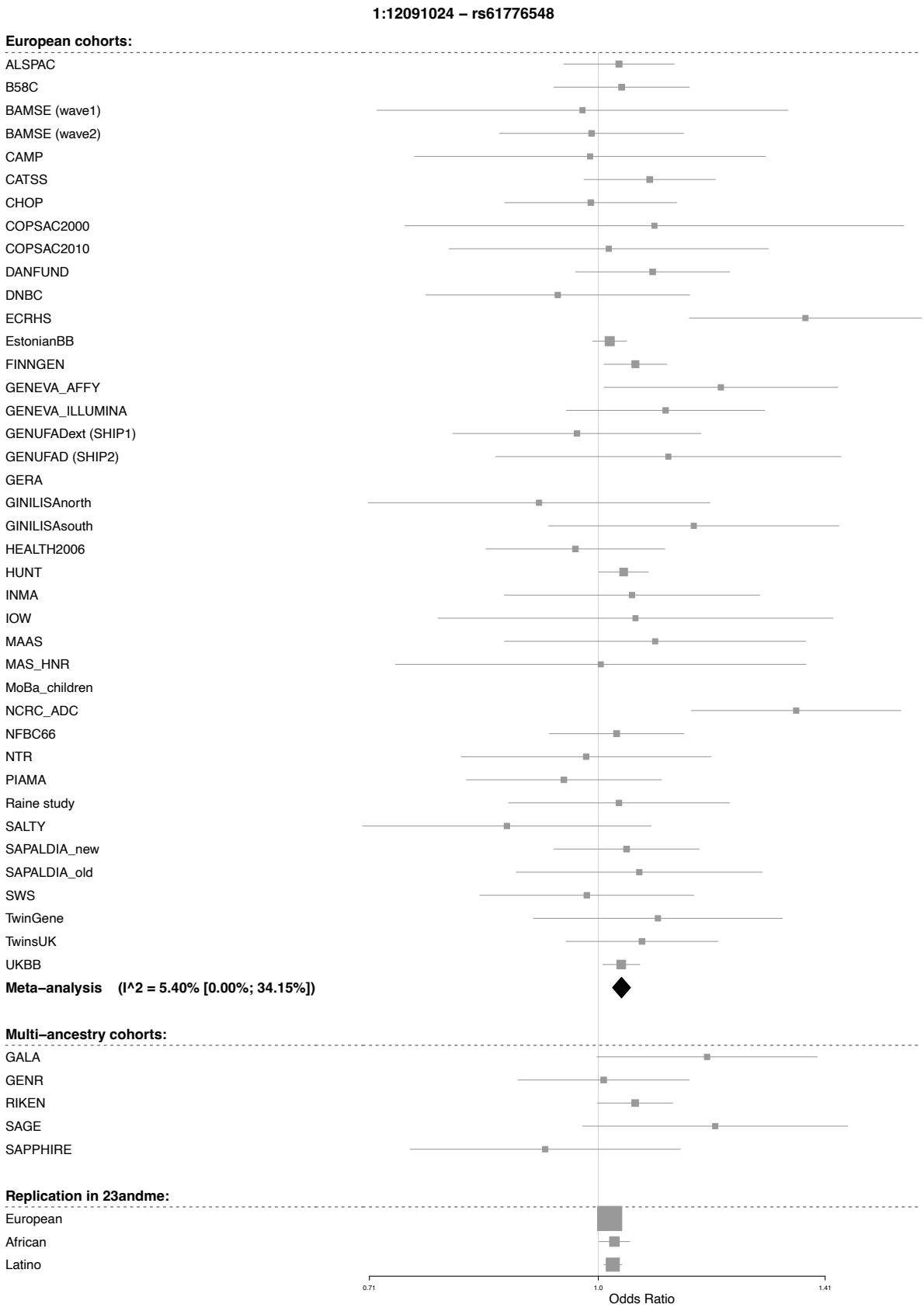
1:12091024 – rs61776548
European cohorts:
ALSPAC
B58C
BAMSE (wave1)
BAMSE (wave2)
CAMP
CATSS
CHOP
COPSAC2000
COPSAC2010
DANFUND
DNBC
ECRHS
EstonianBB
FINNGEN
GENEVA_AFFY
GENEVA_ILLUMINA
GENUFADext (SHIP1)
GENUFAD (SHIP2)
GERA
GINILISAnorth
GINILISAsouth
HEALTH2006
HUNT
INMA
IOW
MAAS
MAS_HNR
MoBa_children
NCRC_ADC
NFBC66
NTR
PIAMA
Raine study
SALTY
SAPALDIA_new
SAPALDIA_old
SWS
TwinGene
TwinsUK
UKBB
Meta–analysis (I^2 = 5.40% [0.00%; 34.15%])
Multi–ancestry cohorts:
GALA
GENR
RIKEN
SAGE
SAPPHIRE
Replication in 23andme:
European
African
Latino
0.71
1.0
1.41
Odds Ratio

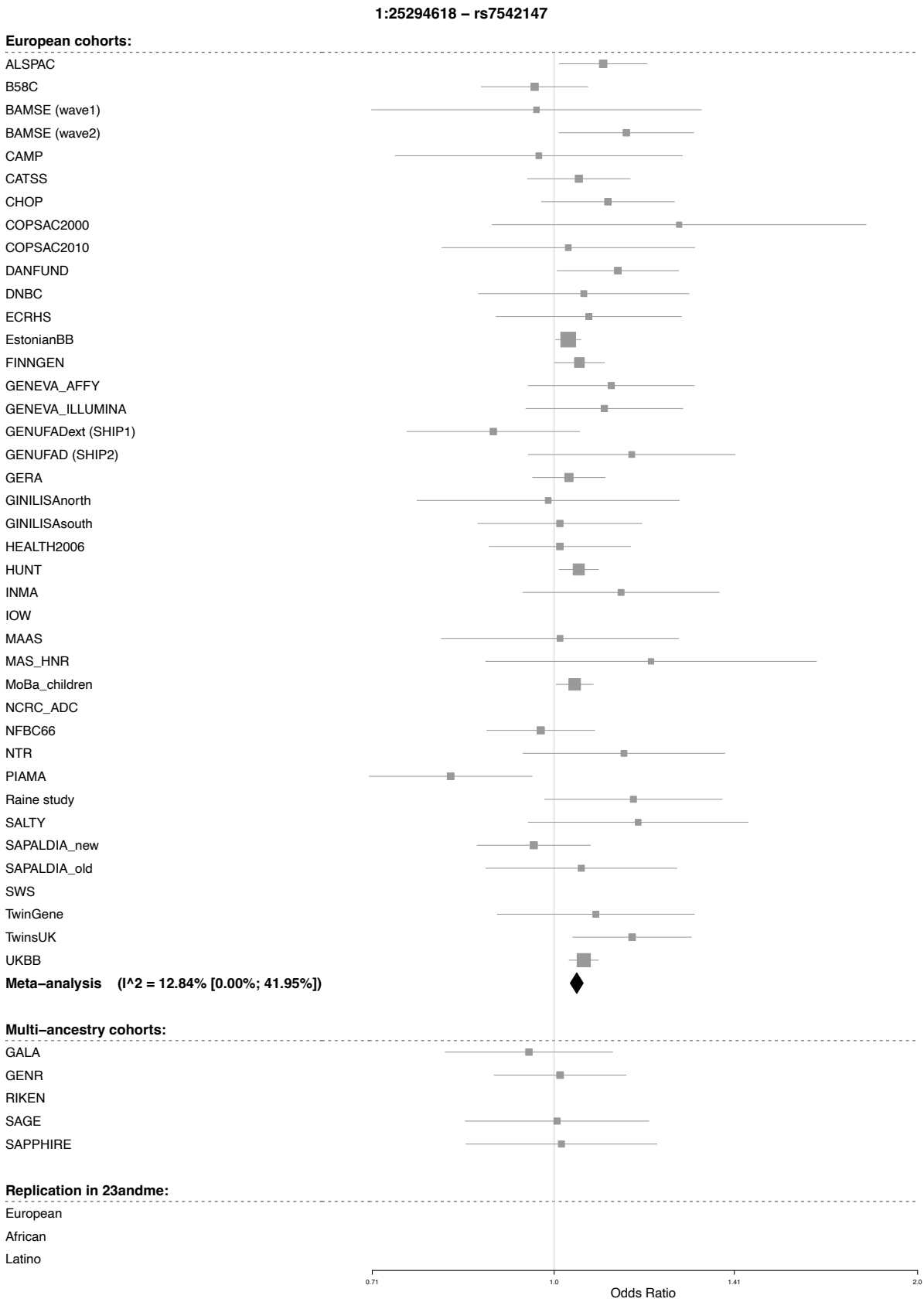
1:25294618 – rs7542147
European cohorts:
ALSPAC
B58C
BAMSE (wave1)
BAMSE (wave2)
CAMP
CATSS
CHOP
COPSAC2000
COPSAC2010
DANFUND
DNBC
ECRHS
EstonianBB
FINNGEN
GENEVA_AFFY
GENEVA_ILLUMINA
GENUFADext (SHIP1)
GENUFAD (SHIP2)
GERA
GINILISAnorth
GINILISAsouth
HEALTH2006
HUNT
INMA
IOW
MAAS
MAS_HNR
MoBa_children
NCRC_ADC
NFBC66
NTR
PIAMA
Raine study
SALTY
SAPALDIA_new
SAPALDIA_old
SWS
TwinGene
TwinsUK
UKBB
Meta–analysis (I^2 = 12.84% [0.00%; 41.95%])
Multi–ancestry cohorts:
GALA
GENR
RIKEN
SAGE
SAPPHIRE
Replication in 23andme:
European
African
Latino
0.71
1.0
1.41
2.0
Odds Ratio

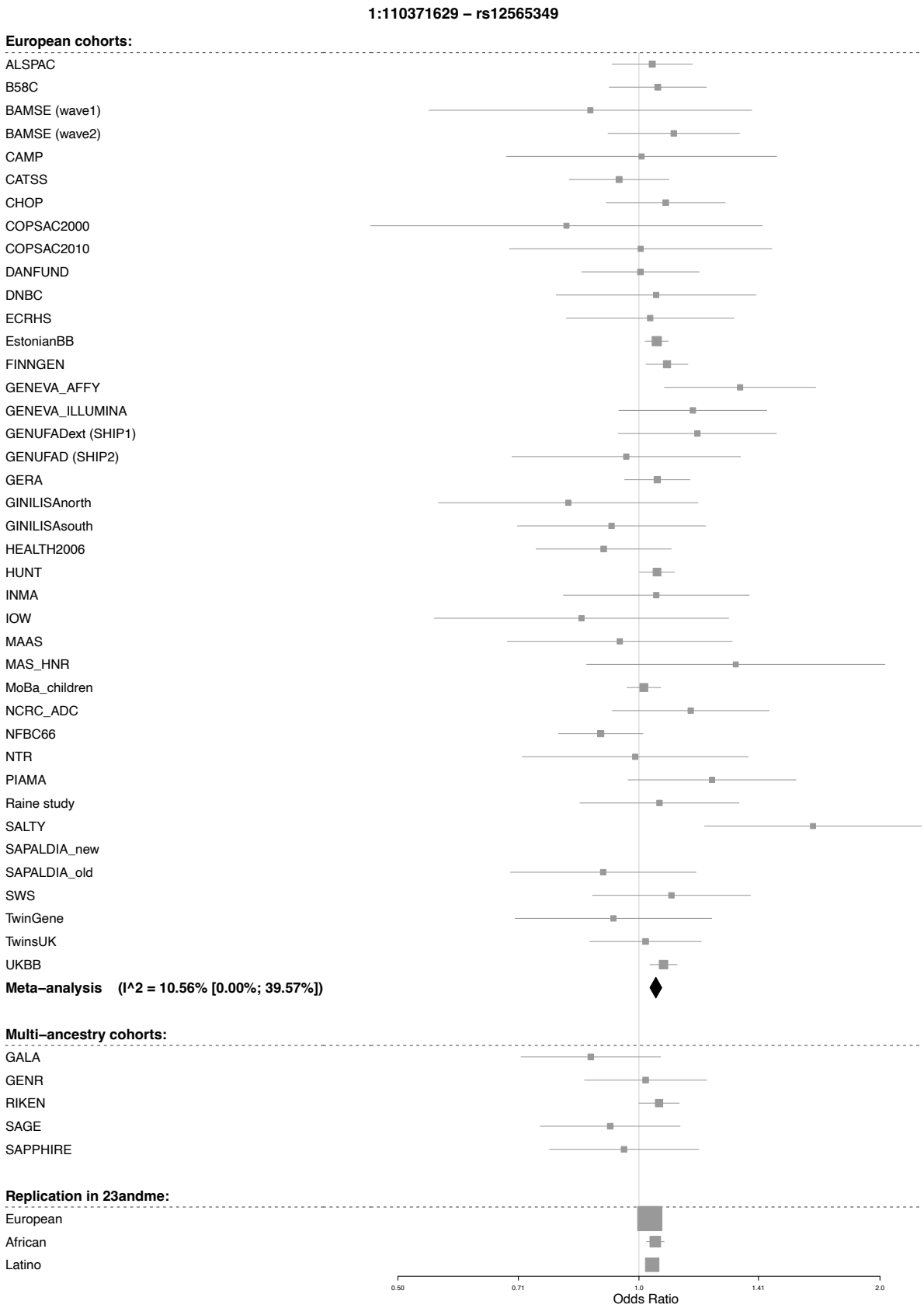
1:110371629 – rs12565349
European cohorts:
ALSPAC
B58C
BAMSE (wave1)
BAMSE (wave2)
CAMP
CATSS
CHOP
COPSAC2000
COPSAC2010
DANFUND
DNBC
ECRHS
EstonianBB
FINNGEN
GENEVA_AFFY
GENEVA_ILLUMINA
GENUFADext (SHIP1)
GENUFAD (SHIP2)
GERA
GINILISAnorth
GINILISAsouth
HEALTH2006
HUNT
INMA
IOW
MAAS
MAS_HNR
MoBa_children
NCRC_ADC
NFBC66
NTR
PIAMA
Raine study
SALTY
SAPALDIA_new
SAPALDIA_old
SWS
TwinGene
TwinsUK
UKBB
Meta–analysis (I^2 = 10.56% [0.00%; 39.57%])
Multi–ancestry cohorts:
GALA
GENR
RIKEN
SAGE
SAPPHIRE
Replication in 23andme:
European
African
Latino
0.50
0.71
1.0
1.41
2.0
Odds Ratio

1:150374354 – rs187080438

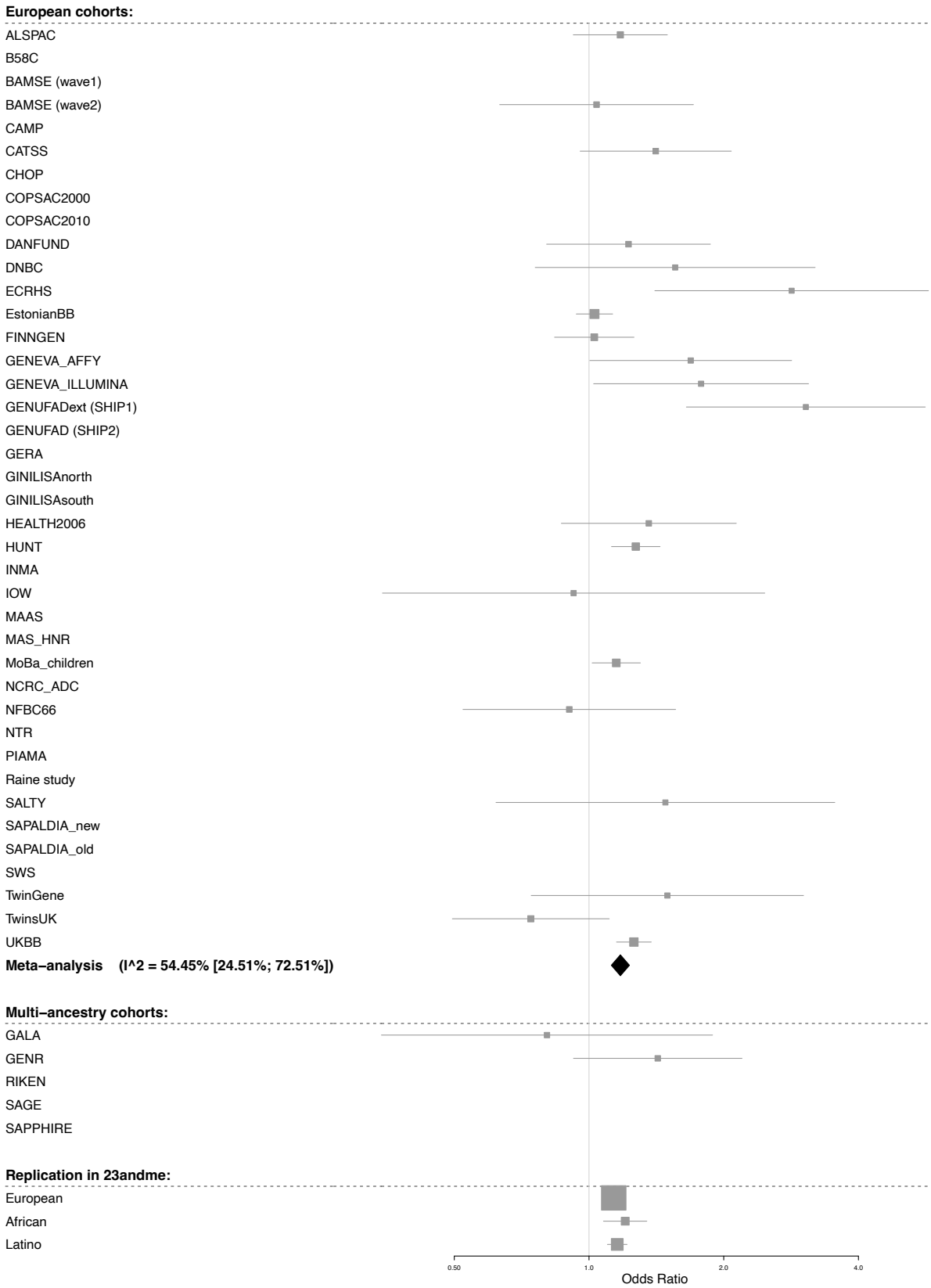

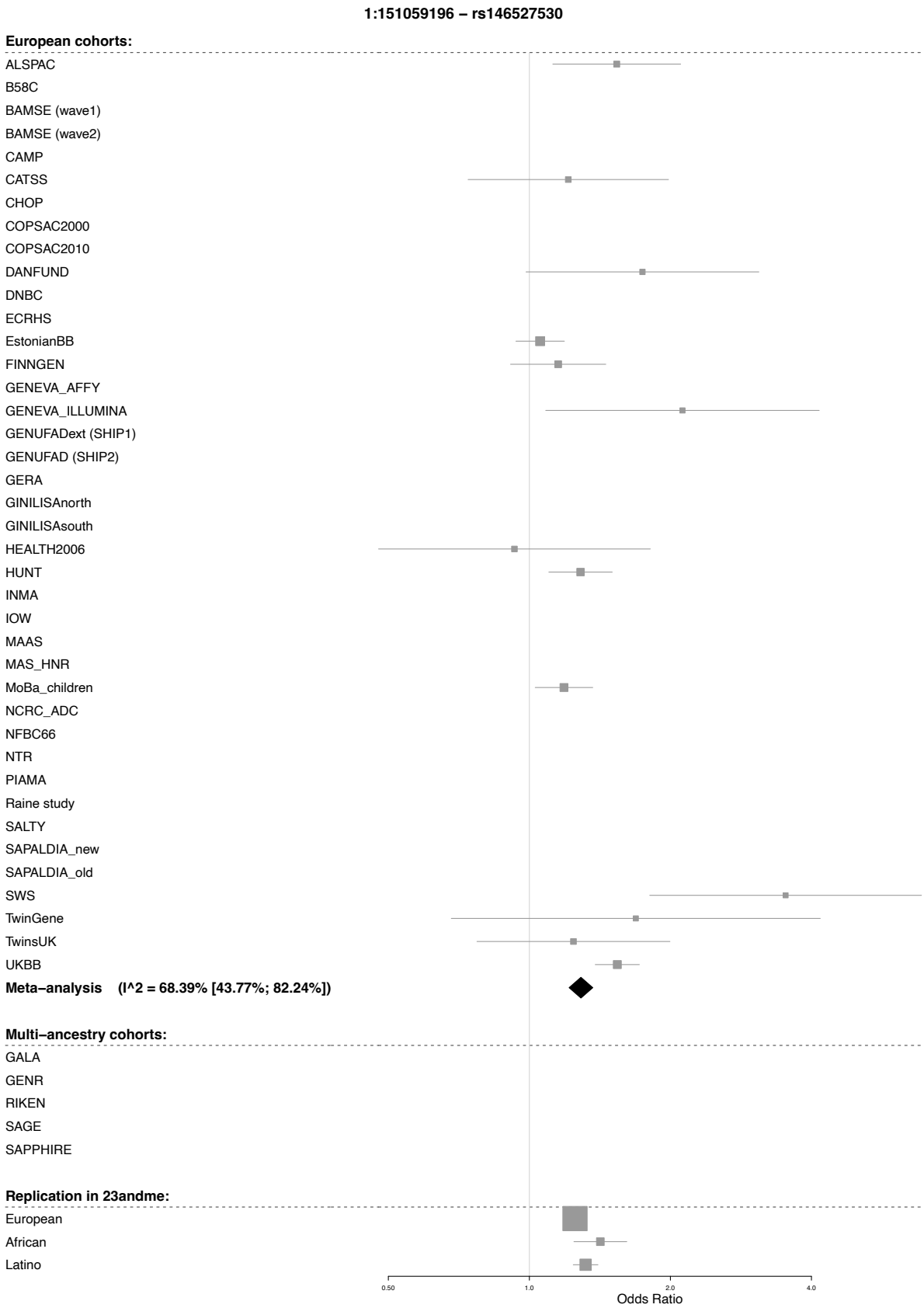
1:151059196 – rs146527530
European cohorts:
ALSPAC
B58C
BAMSE (wave1)
BAMSE (wave2)
CAMP
CATSS
CHOP
COPSAC2000
COPSAC2010
DANFUND
DNBC
ECRHS
EstonianBB
FINNGEN
GENEVA_AFFY
GENEVA_ILLUMINA
GENUFADext (SHIP1)
GENUFAD (SHIP2)
GERA
GINILISAnorth
GINILISAsouth
HEALTH2006
HUNT
INMA
IOW
MAAS
MAS_HNR
MoBa_children
NCRC_ADC
NFBC66
NTR
PIAMA
Raine study
SALTY
SAPALDIA_new
SAPALDIA_old
SWS
TwinGene
TwinsUK
UKBB
Meta–analysis (I^2 = 68.39% [43.77%; 82.24%])
Multi–ancestry cohorts:
GALA
GENR
RIKEN
SAGE
SAPPHIRE
Replication in 23andme:
European
African
Latino
0.50
1.0
2.0
4.0
Odds Ratio

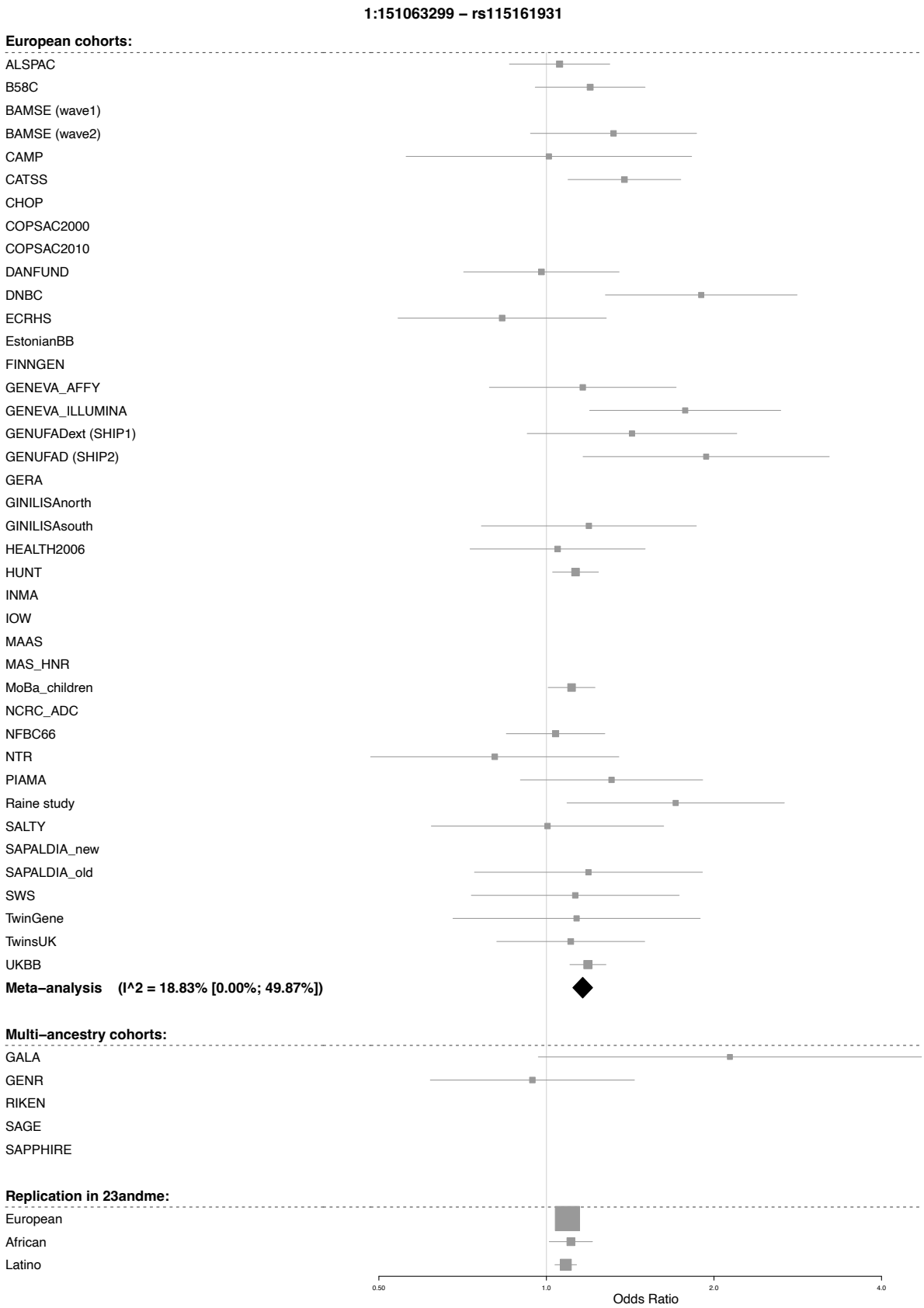
1:151063299 – rs115161931
European cohorts:
ALSPAC
B58C
BAMSE (wave1)
BAMSE (wave2)
CAMP
CATSS
CHOP
COPSAC2000
COPSAC2010
DANFUND
DNBC
ECRHS
EstonianBB
FINNGEN
GENEVA_AFFY
GENEVA_ILLUMINA
GENUFADext (SHIP1)
GENUFAD (SHIP2)
GERA
GINILISAnorth
GINILISAsouth
HEALTH2006
HUNT
INMA
IOW
MAAS
MAS_HNR
MoBa_children
NCRC_ADC
NFBC66
NTR
PIAMA
Raine study
SALTY
SAPALDIA_new
SAPALDIA_old
SWS
TwinGene
TwinsUK
UKBB
Meta–analysis (I^2 = 18.83% [0.00%; 49.87%])
Multi–ancestry cohorts:
GALA
GENR
RIKEN
SAGE
SAPPHIRE
Replication in 23andme:
European
African
Latino
0.50
1.0
2.0
4.0
Odds Ratio

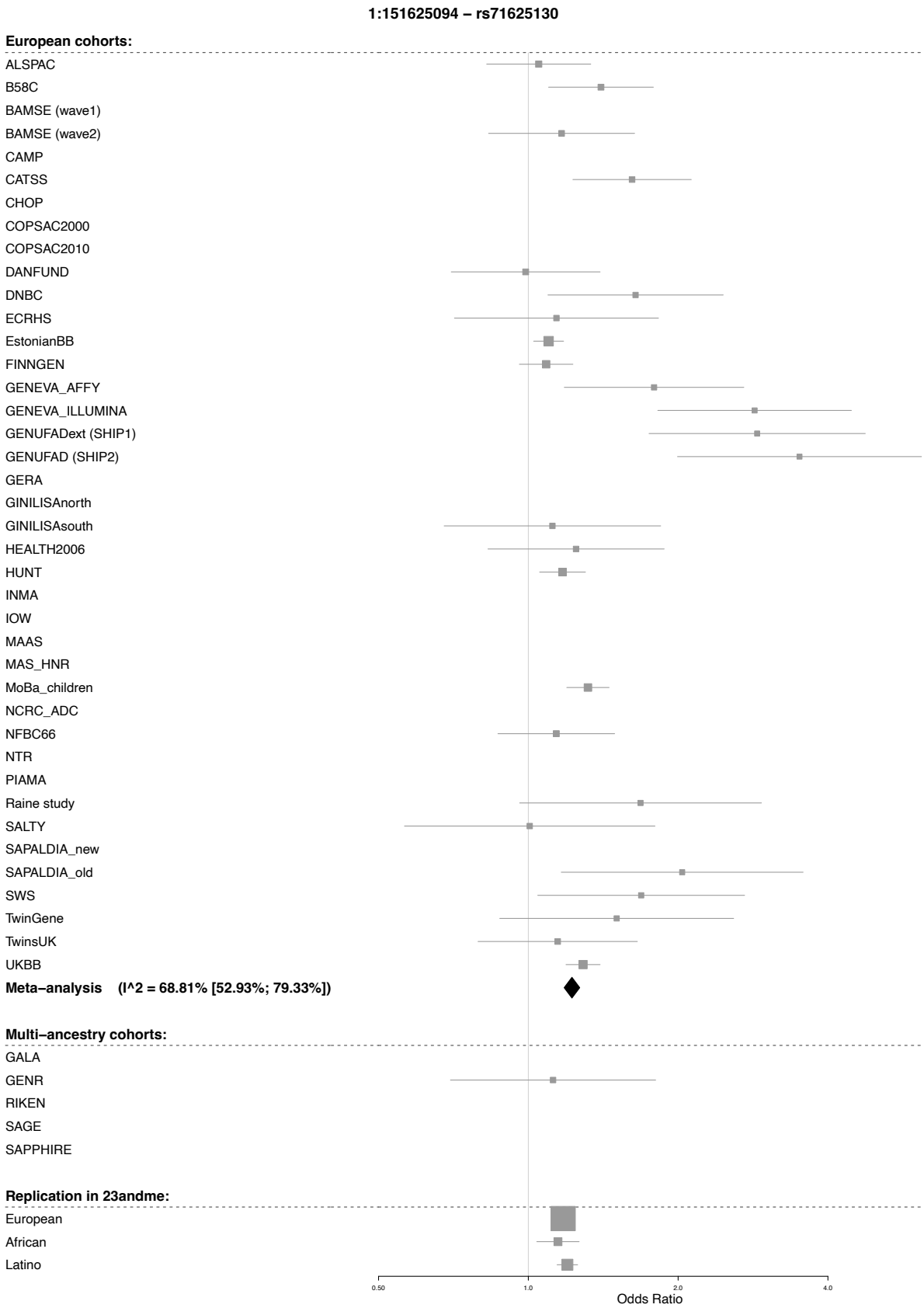
1:151625094 – rs71625130
European cohorts:
ALSPAC
B58C
BAMSE (wave1)
BAMSE (wave2)
CAMP
CATSS
CHOP
COPSAC2000
COPSAC2010
DANFUND
DNBC
ECRHS
EstonianBB
FINNGEN
GENEVA_AFFY
GENEVA_ILLUMINA
GENUFADext (SHIP1)
GENUFAD (SHIP2)
GERA
GINILISAnorth
GINILISAsouth
HEALTH2006
HUNT
INMA
IOW
MAAS
MAS_HNR
MoBa_children
NCRC_ADC
NFBC66
NTR
PIAMA
Raine study
SALTY
SAPALDIA_new
SAPALDIA_old
SWS
TwinGene
TwinsUK
UKBB
Meta–analysis (I^2 = 68.81% [52.93%; 79.33%])
Multi–ancestry cohorts:
GALA
GENR
RIKEN
SAGE
SAPPHIRE
Replication in 23andme:
European
African
Latino
0.50
1.0
2.0
4.0
Odds Ratio

1:151626396 – rs149199808

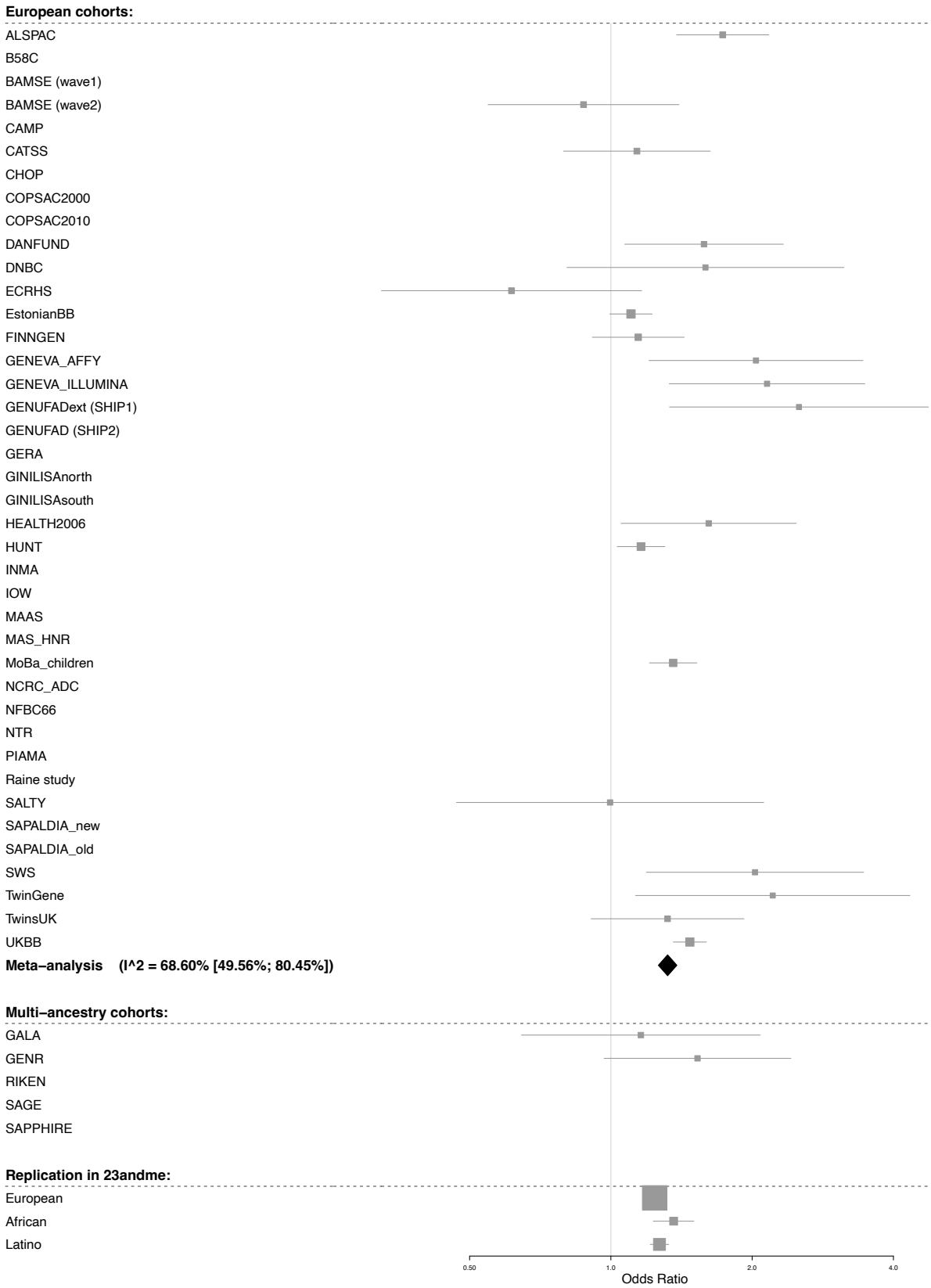

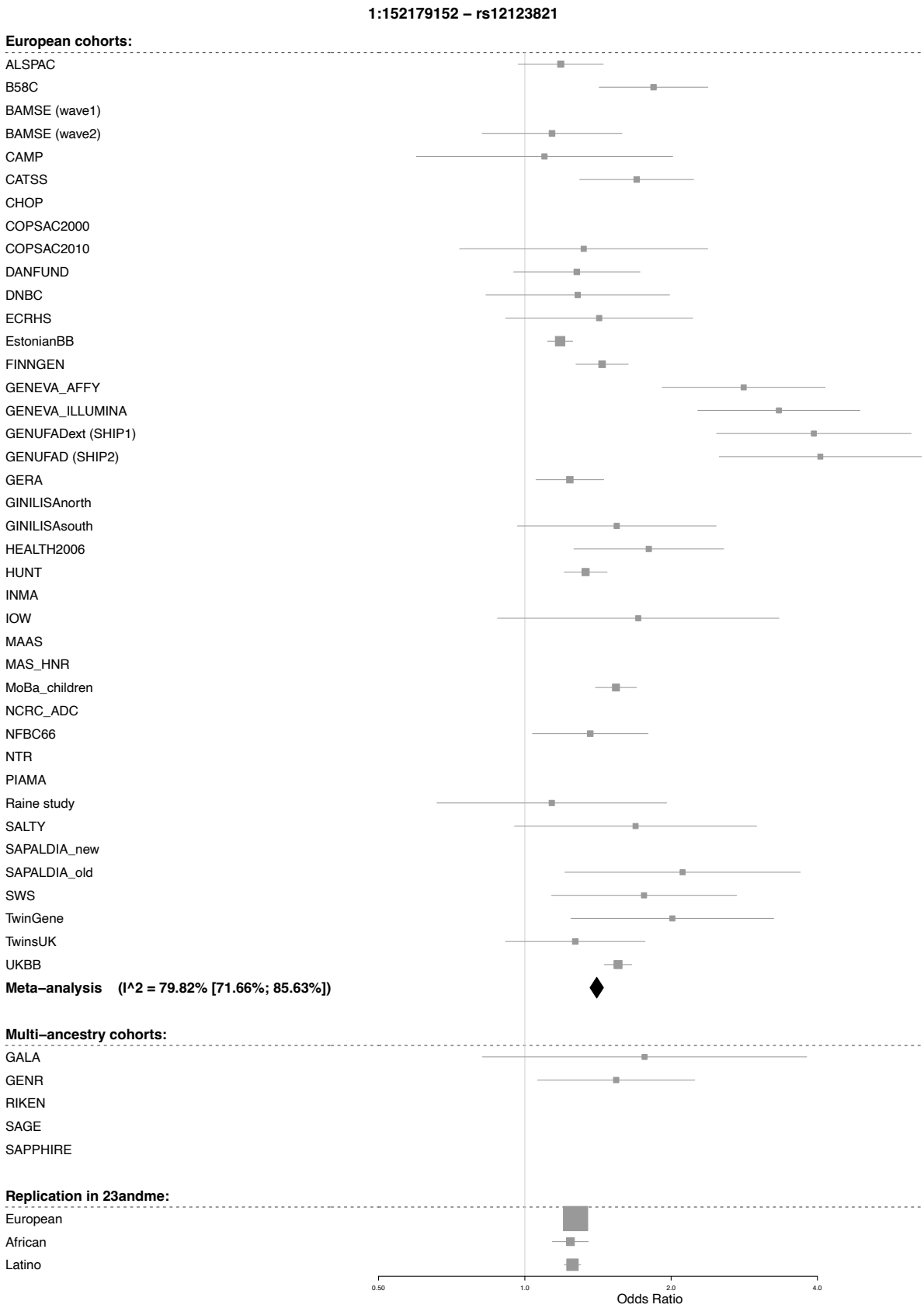
1:152179152 – rs12123821
European cohorts:
ALSPAC
B58C
BAMSE (wave1)
BAMSE (wave2)
CAMP
CATSS
CHOP
COPSAC2000
COPSAC2010
DANFUND
DNBC
ECRHS
EstonianBB
FINNGEN
GENEVA_AFFY
GENEVA_ILLUMINA
GENUFADext (SHIP1)
GENUFAD (SHIP2)
GERA
GINILISAnorth
GINILISAsouth
HEALTH2006
HUNT
INMA
IOW
MAAS
MAS_HNR
MoBa_children
NCRC_ADC
NFBC66
NTR
PIAMA
Raine study
SALTY
SAPALDIA_new
SAPALDIA_old
SWS
TwinGene
TwinsUK
UKBB
Meta–analysis (I^2 = 79.82% [71.66%; 85.63%])
Multi–ancestry cohorts:
GALA
GENR
RIKEN
SAGE
SAPPHIRE
Replication in 23andme:
European
African
Latino
0.50
1.0
2.0
4.0
Odds Ratio

1:152319572 – rs61816766*

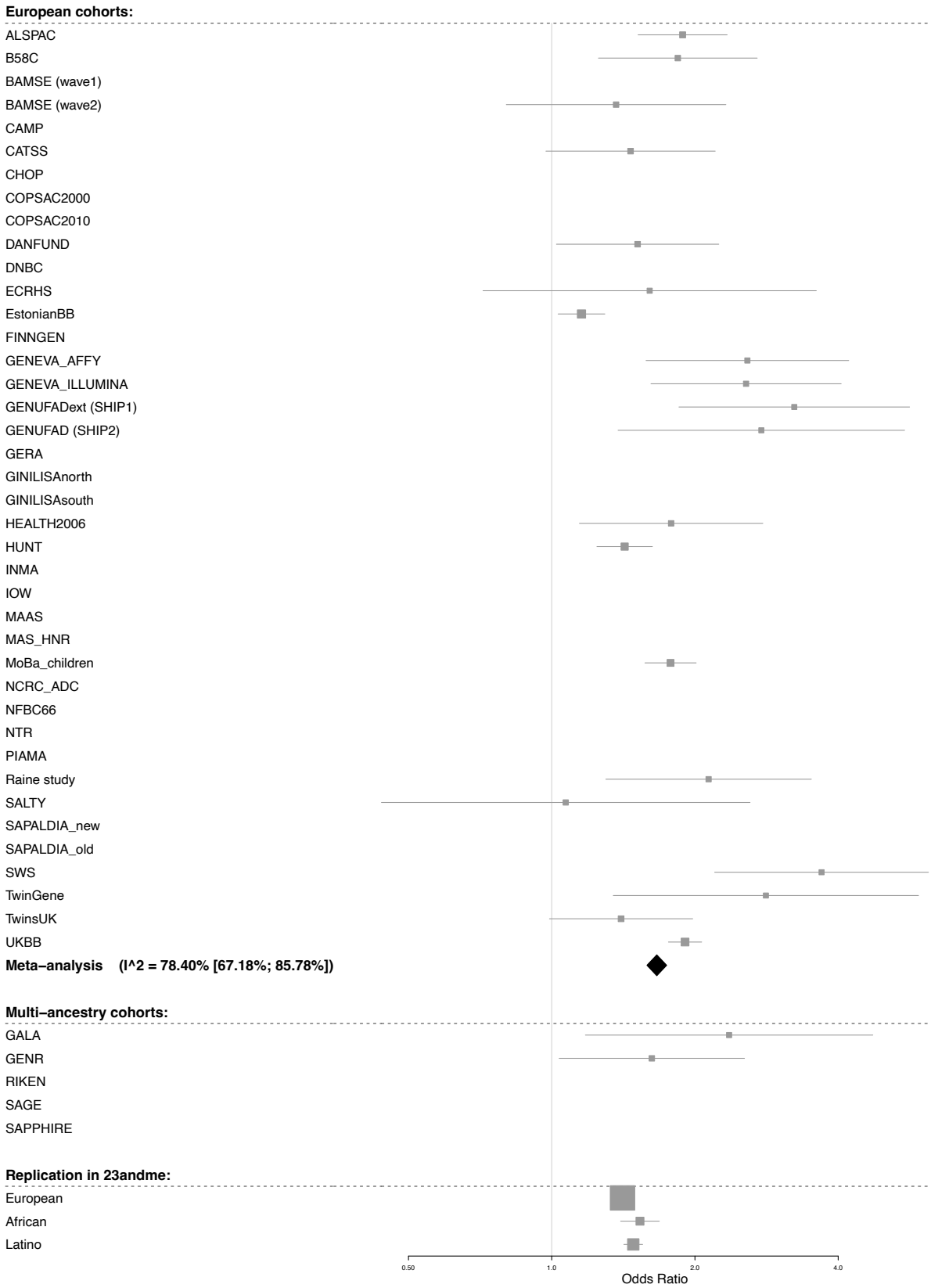

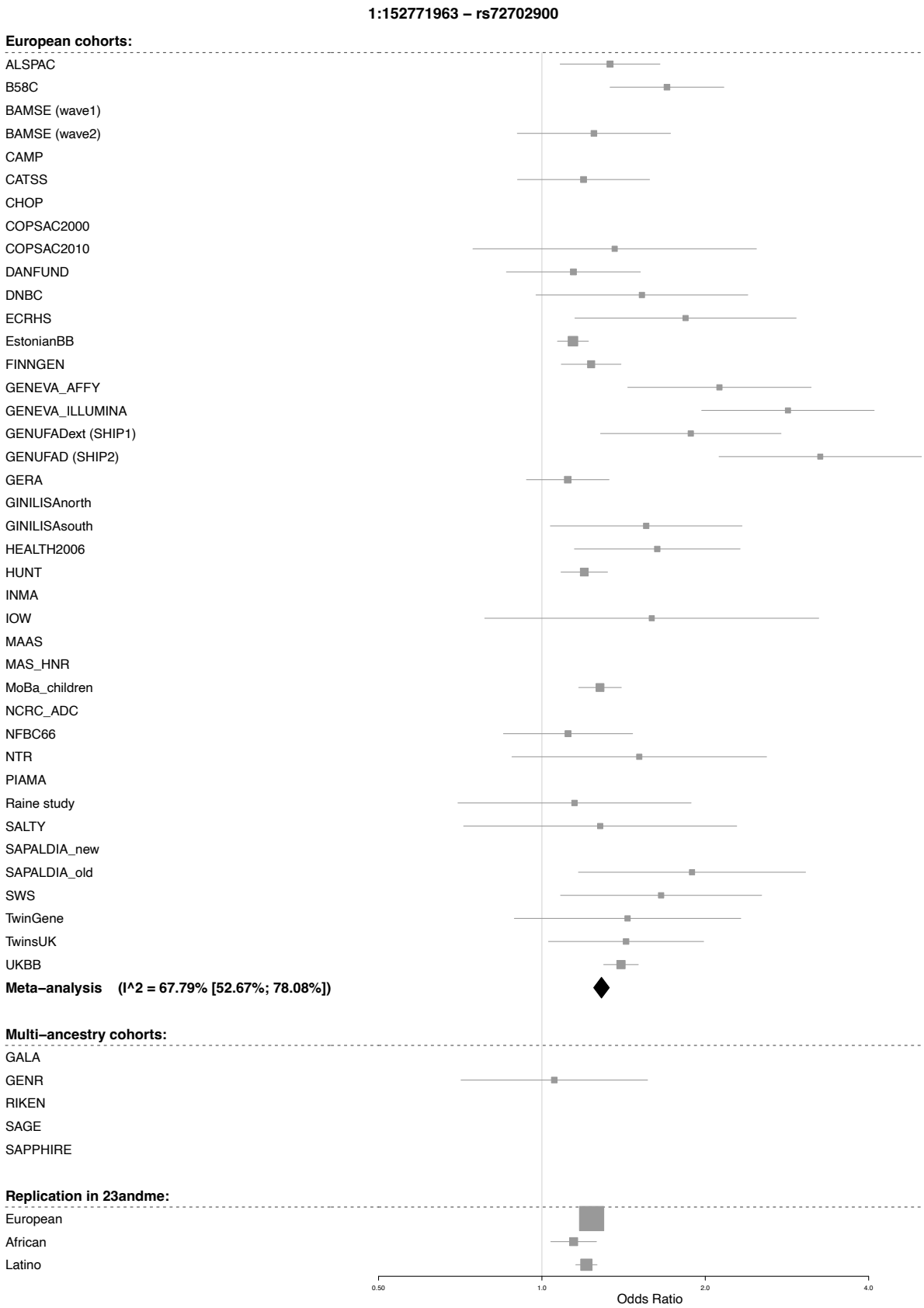
1:152771963 – rs72702900
European cohorts:
ALSPAC
B58C
BAMSE (wave1)
BAMSE (wave2)
CAMP
CATSS
CHOP
COPSAC2000
COPSAC2010
DANFUND
DNBC
ECRHS
EstonianBB
FINNGEN
GENEVA_AFFY
GENEVA_ILLUMINA
GENUFADext (SHIP1)
GENUFAD (SHIP2)
GERA
GINILISAnorth
GINILISAsouth
HEALTH2006
HUNT
INMA
IOW
MAAS
MAS_HNR
MoBa_children
NCRC_ADC
NFBC66
NTR
PIAMA
Raine study
SALTY
SAPALDIA_new
SAPALDIA_old
SWS
TwinGene
TwinsUK
UKBB
Meta–analysis (I^2 = 67.79% [52.67%; 78.08%])
Multi–ancestry cohorts:
GALA
GENR
RIKEN
SAGE
SAPPHIRE
Replication in 23andme:
European
African
Latino
0.50
1.0
2.0
4.0
Odds Ratio

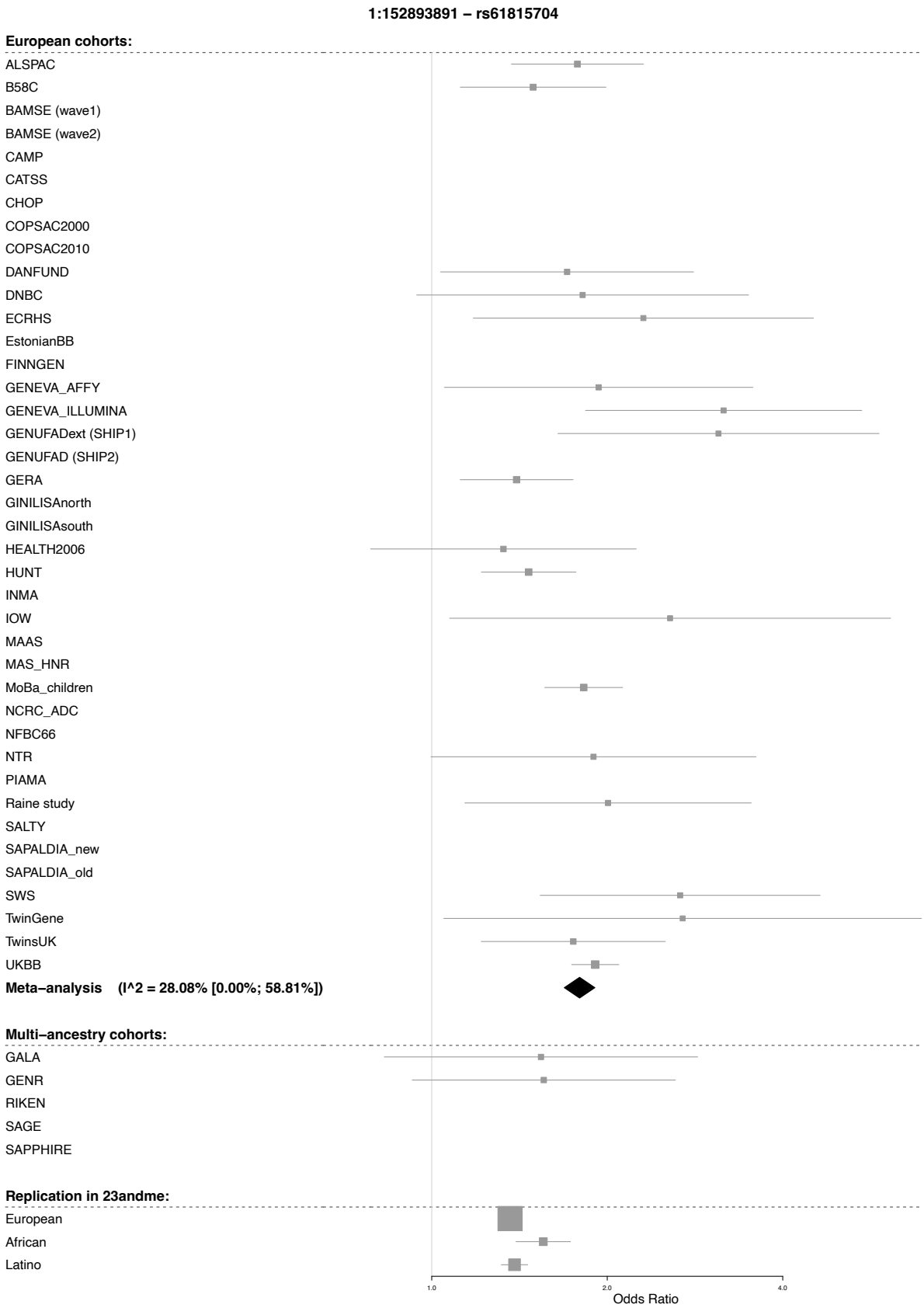
1:152893891 – rs61815704
European cohorts:
ALSPAC
B58C
BAMSE (wave1)
BAMSE (wave2)
CAMP
CATSS
CHOP
COPSAC2000
COPSAC2010
DANFUND
DNBC
ECRHS
EstonianBB
FINNGEN
GENEVA_AFFY
GENEVA_ILLUMINA
GENUFADext (SHIP1)
GENUFAD (SHIP2)
GERA
GINILISAnorth
GINILISAsouth
HEALTH2006
HUNT
INMA
IOW
MAAS
MAS_HNR
MoBa_children
NCRC_ADC
NFBC66
NTR
PIAMA
Raine study
SALTY
SAPALDIA_new
SAPALDIA_old
SWS
TwinGene
TwinsUK
UKBB
Meta–analysis (I^2 = 28.08% [0.00%; 58.81%])
Multi–ancestry cohorts:
GALA
GENR
RIKEN
SAGE
SAPPHIRE
Replication in 23andme:
European
African
Latino
1.0
2.0
4.0
Odds Ratio

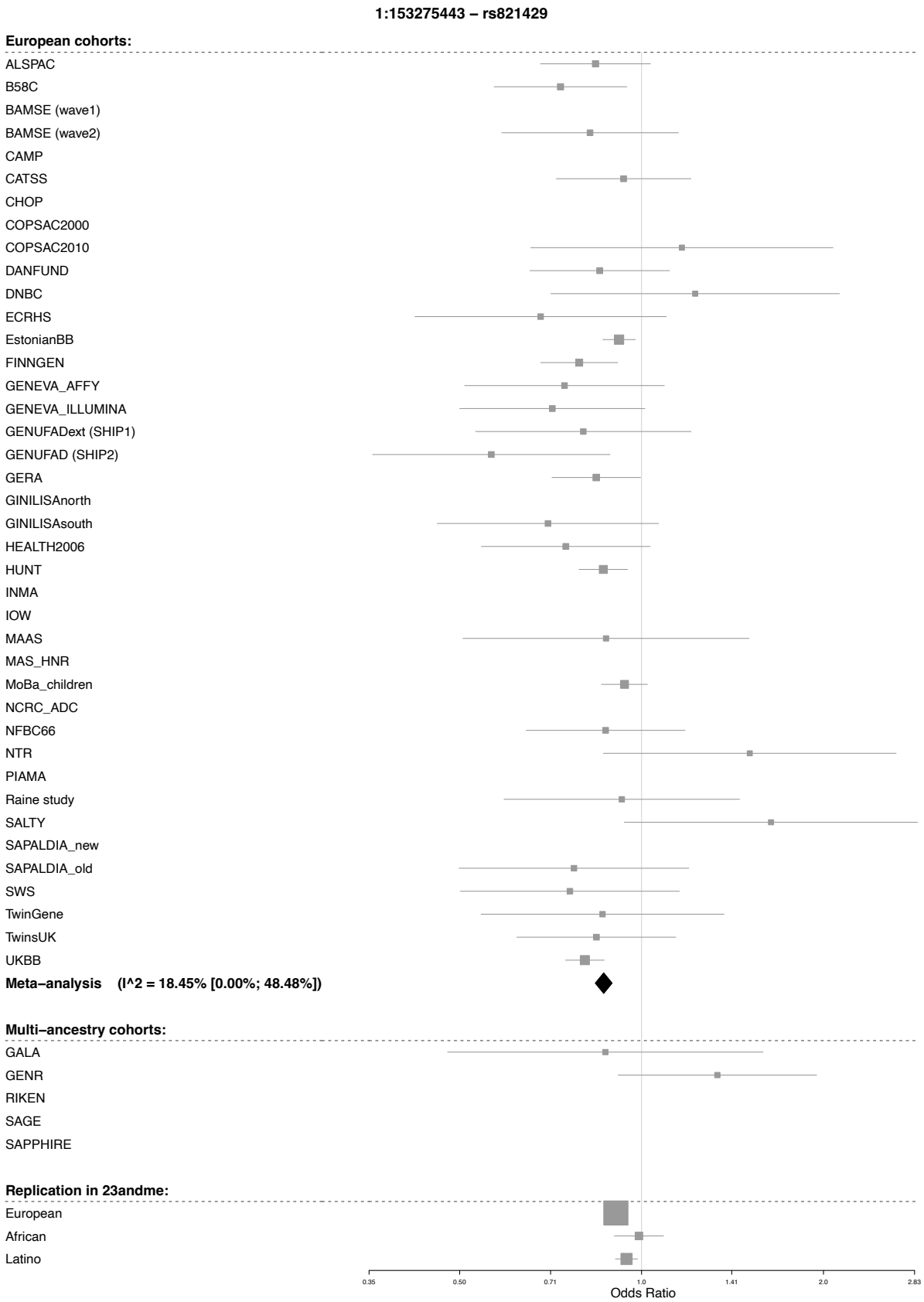
1:153275443 – rs821429
European cohorts:
ALSPAC
B58C
BAMSE (wave1)
BAMSE (wave2)
CAMP
CATSS
CHOP
COPSAC2000
COPSAC2010
DANFUND
DNBC
ECRHS
EstonianBB
FINNGEN
GENEVA_AFFY
GENEVA_ILLUMINA
GENUFADext (SHIP1)
GENUFAD (SHIP2)
GERA
GINILISAnorth
GINILISAsouth
HEALTH2006
HUNT
INMA
IOW
MAAS
MAS_HNR
MoBa_children
NCRC_ADC
NFBC66
NTR
PIAMA
Raine study
SALTY
SAPALDIA_new
SAPALDIA_old
SWS
TwinGene
TwinsUK
UKBB
Meta–analysis (I^2 = 18.45% [0.00%; 48.48%])
Multi–ancestry cohorts:
GALA
GENR
RIKEN
SAGE
SAPPHIRE
Replication in 23andme:
European
African
Latino
0.35
0.50
0.71
1.0
1.41
2.0
2.83
Odds Ratio

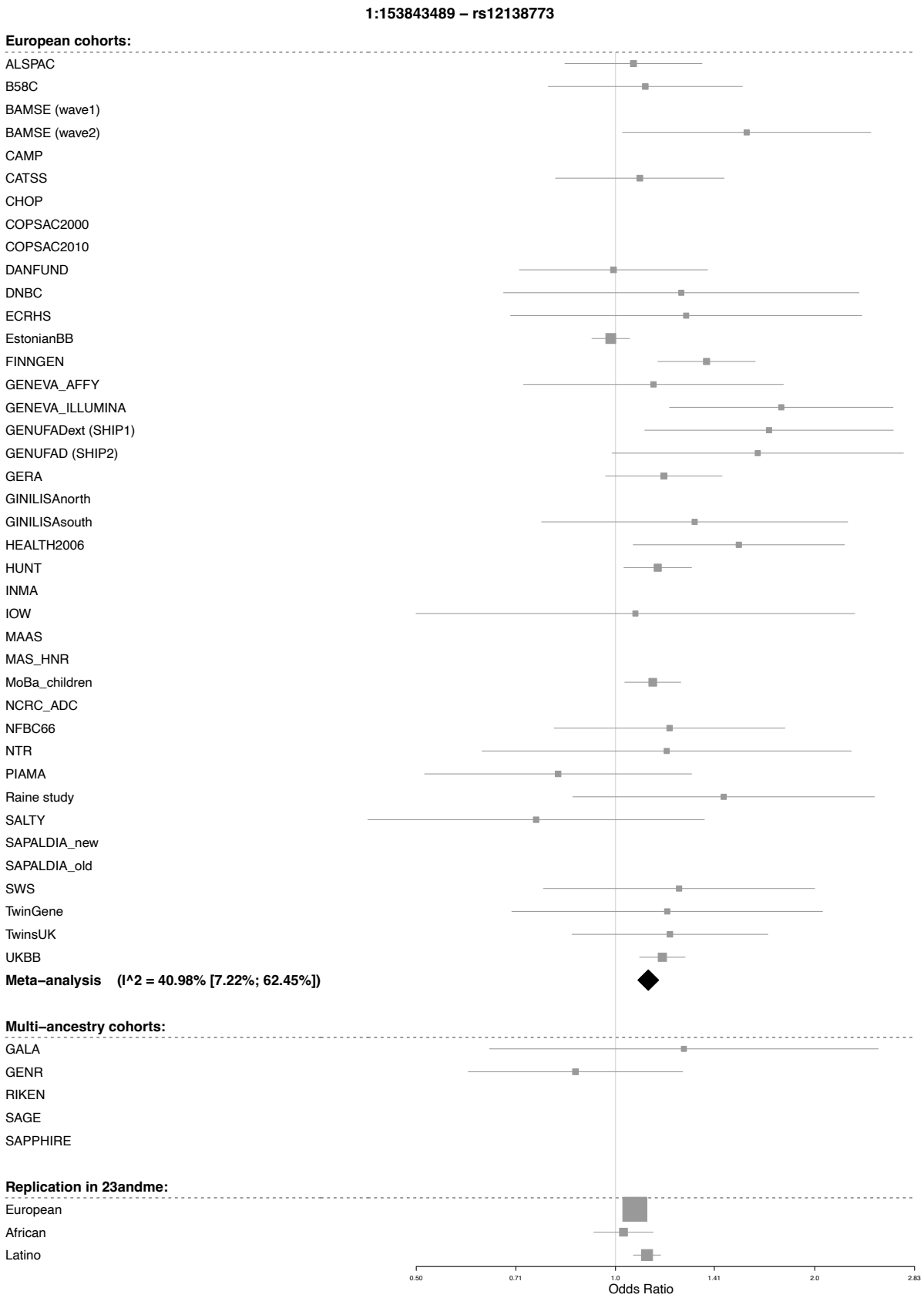
1:153843489 – rs12138773
European cohorts:
ALSPAC
B58C
BAMSE (wave1)
BAMSE (wave2)
CAMP
CATSS
CHOP
COPSAC2000
COPSAC2010
DANFUND
DNBC
ECRHS
EstonianBB
FINNGEN
GENEVA_AFFY
GENEVA_ILLUMINA
GENUFADext (SHIP1)
GENUFAD (SHIP2)
GERA
GINILISAnorth
GINILISAsouth
HEALTH2006
HUNT
INMA
IOW
MAAS
MAS_HNR
MoBa_children
NCRC_ADC
NFBC66
NTR
PIAMA
Raine study
SALTY
SAPALDIA_new
SAPALDIA_old
SWS
TwinGene
TwinsUK
UKBB
Meta–analysis (I^2 = 40.98% [7.22%; 62.45%])
Multi–ancestry cohorts:
GALA
GENR
RIKEN
SAGE
SAPPHIRE
Replication in 23andme:
European
African
Latino
0.50
0.71
1.0
1.41
2.0
2.83
Odds Ratio

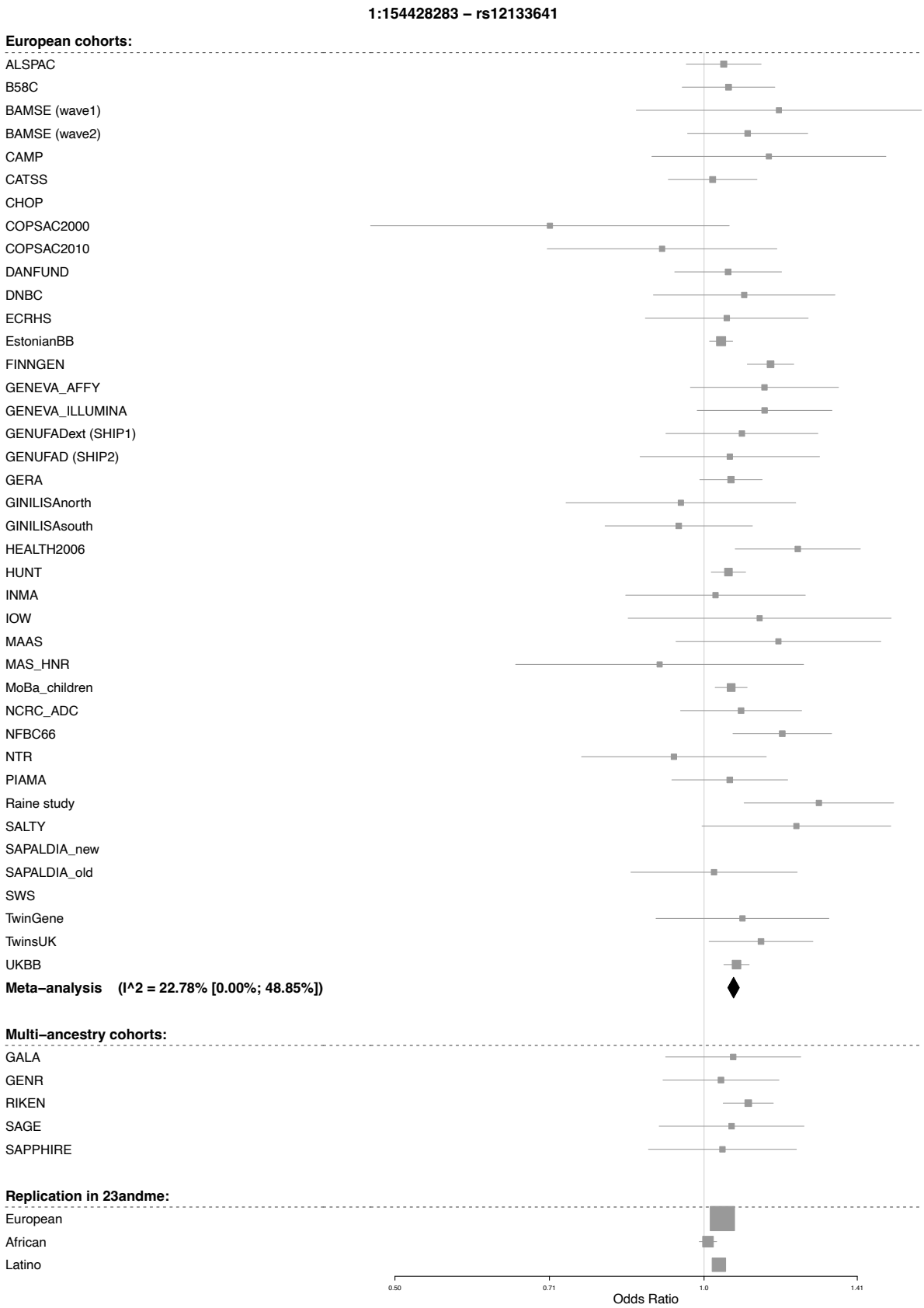
1:154428283 – rs12133641
European cohorts:
ALSPAC
B58C
BAMSE (wave1)
BAMSE (wave2)
CAMP
CATSS
CHOP
COPSAC2000
COPSAC2010
DANFUND
DNBC
ECRHS
EstonianBB
FINNGEN
GENEVA_AFFY
GENEVA_ILLUMINA
GENUFADext (SHIP1)
GENUFAD (SHIP2)
GERA
GINILISAnorth
GINILISAsouth
HEALTH2006
HUNT
INMA
IOW
MAAS
MAS_HNR
MoBa_children
NCRC_ADC
NFBC66
NTR
PIAMA
Raine study
SALTY
SAPALDIA_new
SAPALDIA_old
SWS
TwinGene
TwinsUK
UKBB
Meta–analysis (I^2 = 22.78% [0.00%; 48.85%])
Multi–ancestry cohorts:
GALA
GENR
RIKEN
SAGE
SAPPHIRE
Replication in 23andme:
European
African
Latino
0.50
0.71
1.0
1.41
Odds Ratio

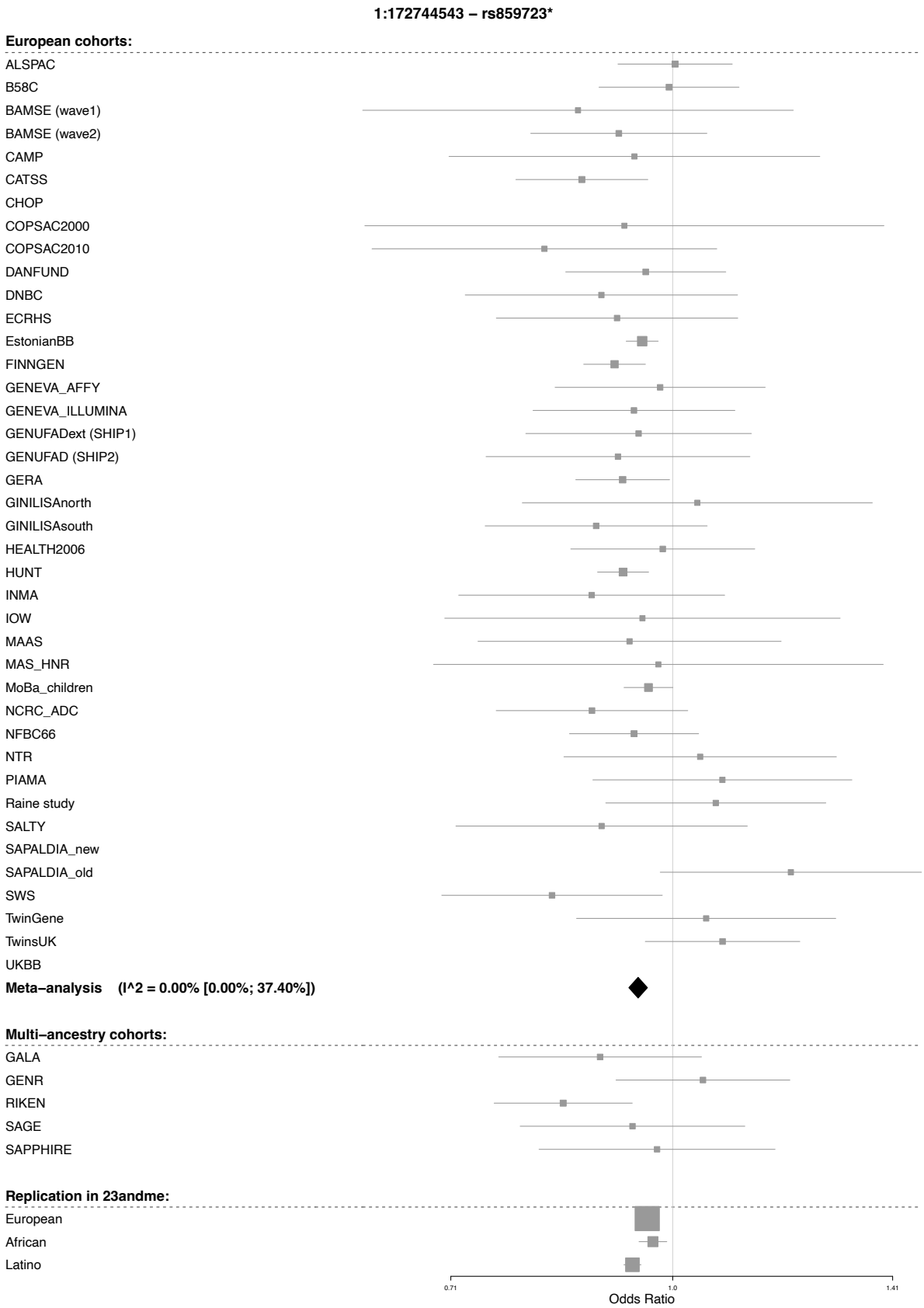
1:172744543 – rs859723*
European cohorts:
ALSPAC
B58C
BAMSE (wave1)
BAMSE (wave2)
CAMP
CATSS
CHOP
COPSAC2000
COPSAC2010
DANFUND
DNBC
ECRHS
EstonianBB
FINNGEN
GENEVA_AFFY
GENEVA_ILLUMINA
GENUFADext (SHIP1)
GENUFAD (SHIP2)
GERA
GINILISAnorth
GINILISAsouth
HEALTH2006
HUNT
INMA
IOW
MAAS
MAS_HNR
MoBa_children
NCRC_ADC
NFBC66
NTR
PIAMA
Raine study
SALTY
SAPALDIA_new
SAPALDIA_old
SWS
TwinGene
TwinsUK
UKBB
Meta–analysis (I^2 = 0.00% [0.00%; 37.40%])
Multi–ancestry cohorts:
GALA
GENR
RIKEN
SAGE
SAPPHIRE
Replication in 23andme:
European
African
Latino
0.71
1.0
1.41
Odds Ratio

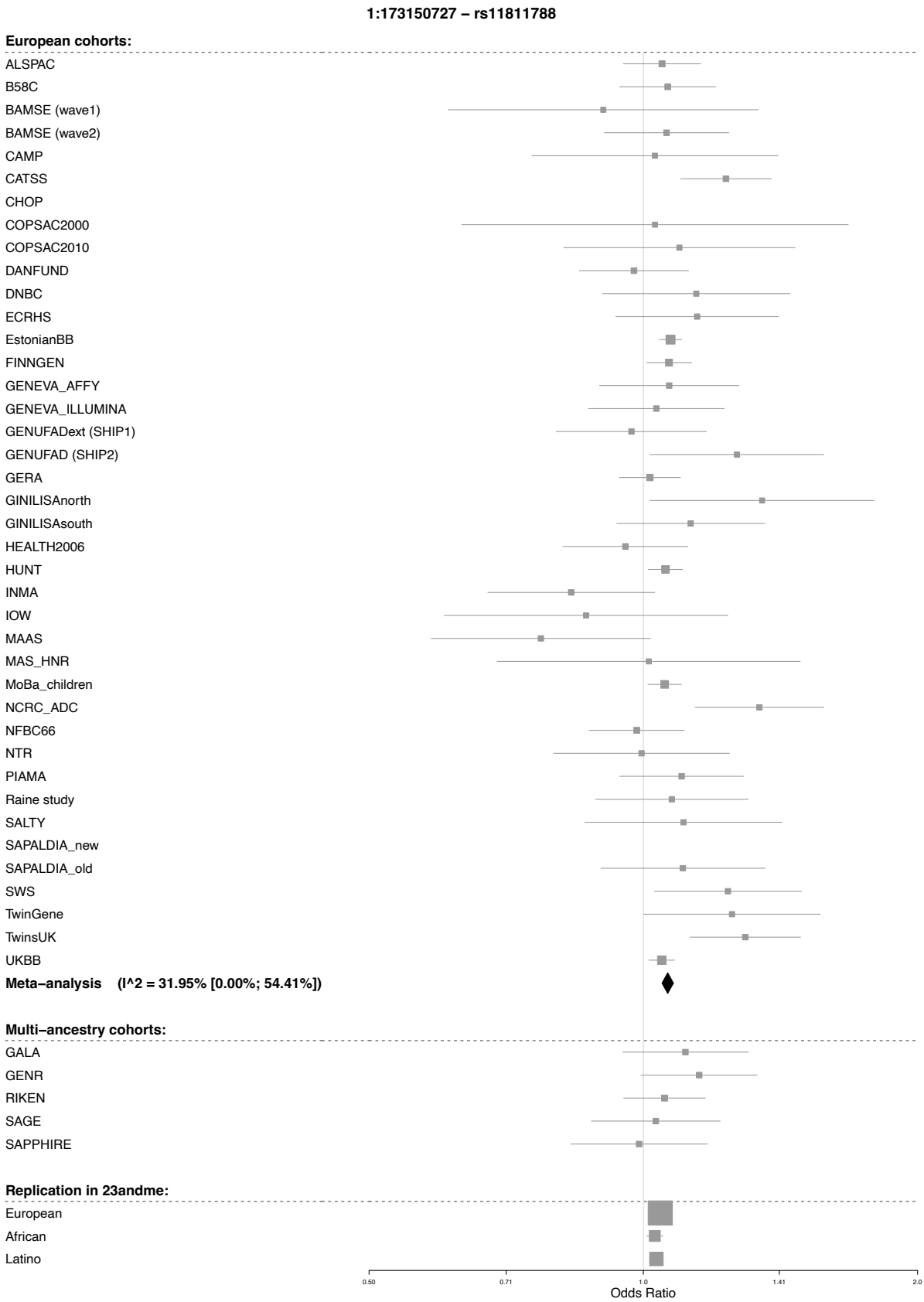
1:173150727 – rs11811788
European cohorts:
ALSPAC
B58C
BAMSE (wave1)
BAMSE (wave2)
CAMP
CATSS
CHOP
COPSAC2000
COPSAC2010
DANFUND
DNBC
ECRHS
EstonianBB
FINNGEN
GENEVA_AFFY
GENEVA_ILLUMINA
GENUFADext (SHIP1)
GENUFAD (SHIP2)
GERA
GINILISAnorth
GINILISAsouth
HEALTH2006
HUNT
INMA
IOW
MAAS
MAS_HNR
MoBa_children
NCRC_ADC
NFBC66
NTR
PIAMA
Raine study
SALTY
SAPALDIA_new
SAPALDIA_old
SWS
TwinGene
TwinsUK
UKBB
Meta–analysis (I^2 = 31.95% [0.00%; 54.41%])
Multi–ancestry cohorts:
GALA
GENR
RIKEN
SAGE
SAPPHIRE
Replication in 23andme:
European
African
Latino
0.50
0.71
1.0
1.41
2.0
Odds Ratio

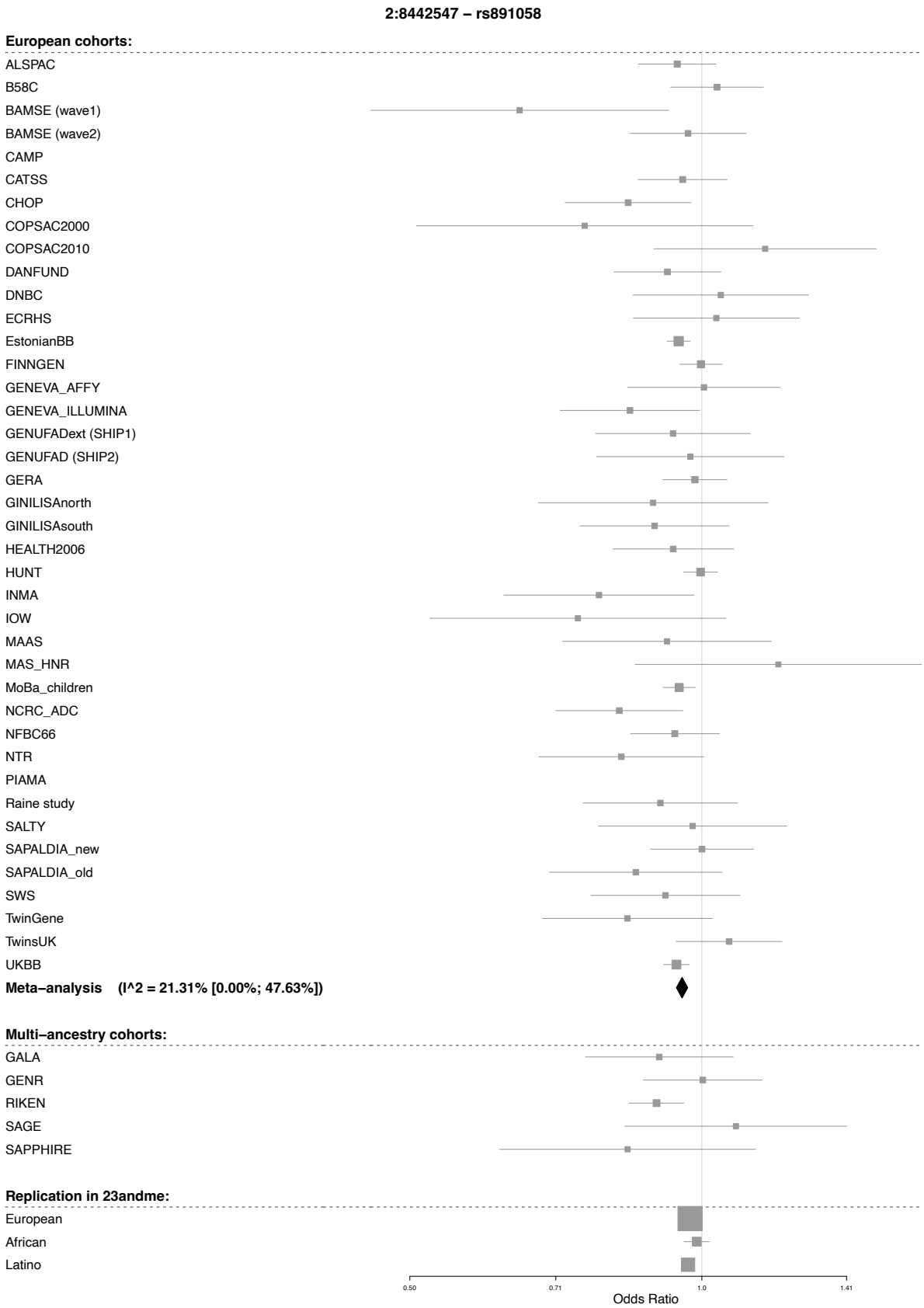
2:8442547 – rs891058
European cohorts:
ALSPAC
B58C
BAMSE (wave1)
BAMSE (wave2)
CAMP
CATSS
CHOP
COPSAC2000
COPSAC2010
DANFUND
DNBC
ECRHS
EstonianBB
FINNGEN
GENEVA_AFFY
GENEVA_ILLUMINA
GENUFADext (SHIP1)
GENUFAD (SHIP2)
GERA
GINILISAnorth
GINILISAsouth
HEALTH2006
HUNT
INMA
IOW
MAAS
MAS_HNR
MoBa_children
NCRC_ADC
NFBC66
NTR
PIAMA
Raine study
SALTY
SAPALDIA_new
SAPALDIA_old
SWS
TwinGene
TwinsUK
UKBB
Meta–analysis (I^2 = 21.31% [0.00%; 47.63%])
Multi–ancestry cohorts:
GALA
GENR
RIKEN
SAGE
SAPPHIRE
Replication in 23andme:
European
African
Latino
0.50
0.71
1.0
1.41
Odds Ratio

2:61163581 – rs67766926

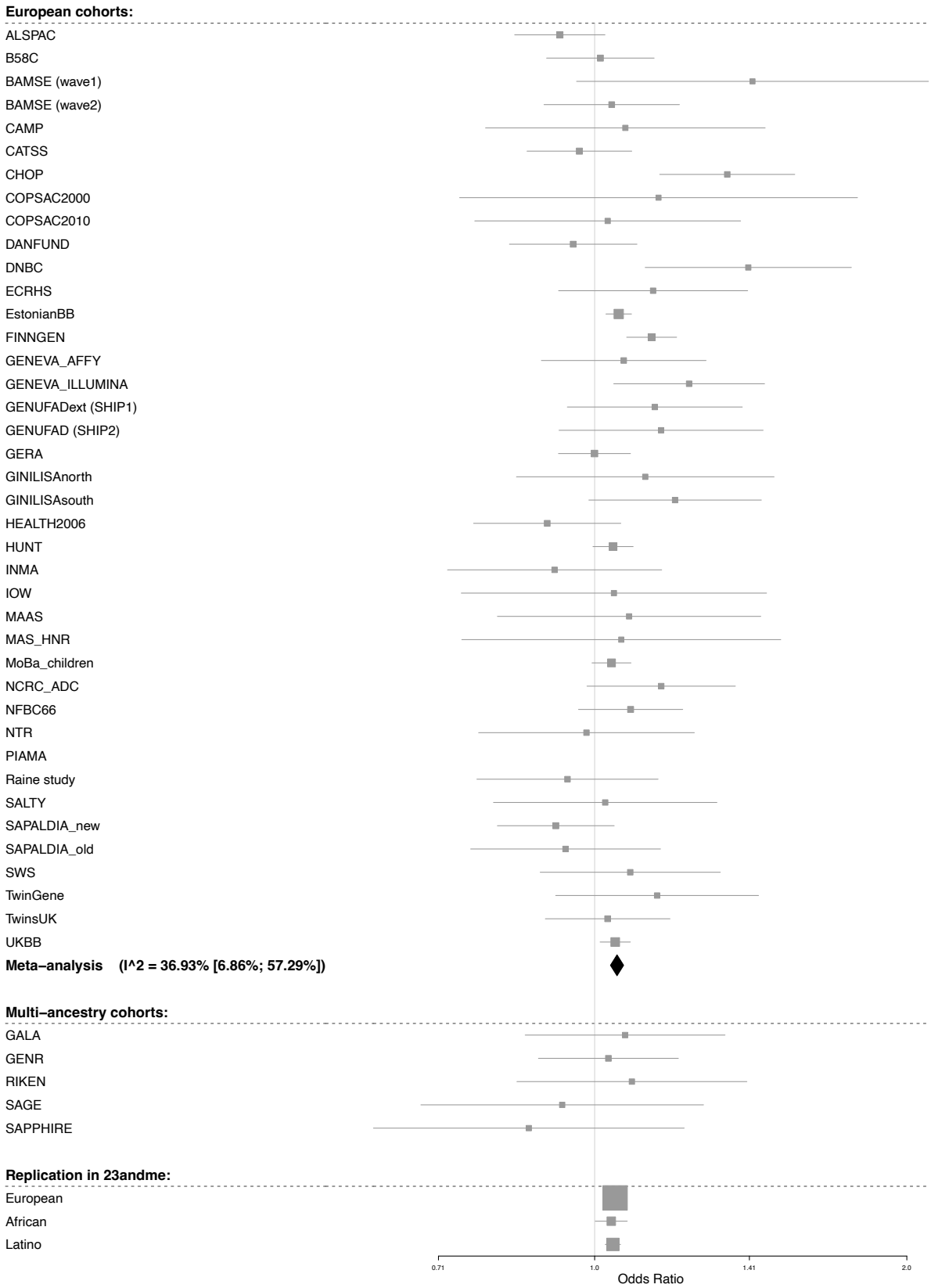

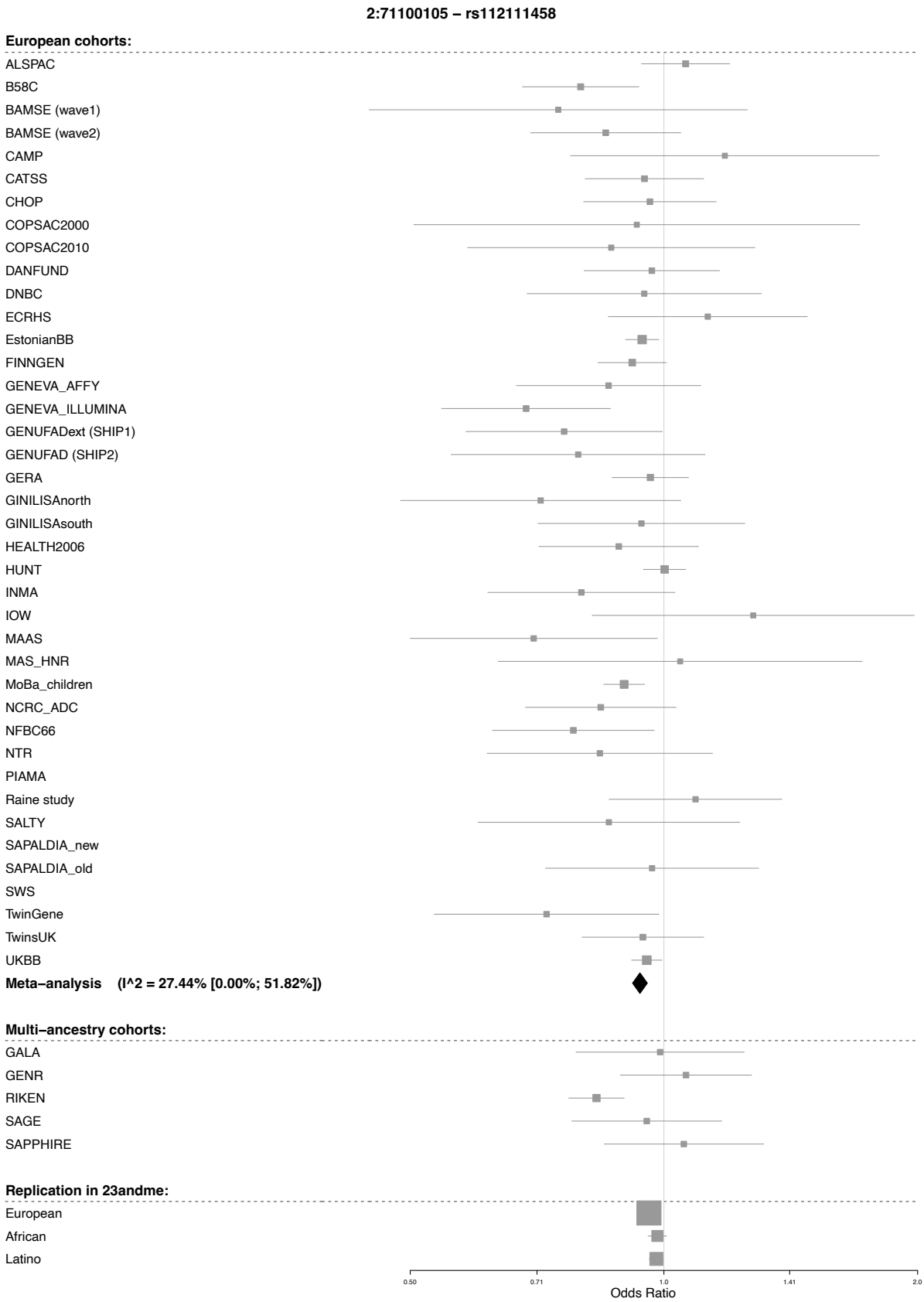
2:71100105 – rs112111458
European cohorts:
ALSPAC
B58C
BAMSE (wave1)
BAMSE (wave2)
CAMP
CATSS
CHOP
COPSAC2000
COPSAC2010
DANFUND
DNBC
ECRHS
EstonianBB
FINNGEN
GENEVA_AFFY
GENEVA_ILLUMINA
GENUFADext (SHIP1)
GENUFAD (SHIP2)
GERA
GINILISAnorth
GINILISAsouth
HEALTH2006
HUNT
INMA
IOW
MAAS
MAS_HNR
MoBa_children
NCRC_ADC
NFBC66
NTR
PIAMA
Raine study
SALTY
SAPALDIA_new
SAPALDIA_old
SWS
TwinGene
TwinsUK
UKBB
Meta–analysis (I^2 = 27.44% [0.00%; 51.82%])
Multi–ancestry cohorts:
GALA
GENR
RIKEN
SAGE
SAPPHIRE
Replication in 23andme:
European
African
Latino
0.50
0.71
1.0
1.41
2.0
Odds Ratio

2:103039929 – rs2272128*

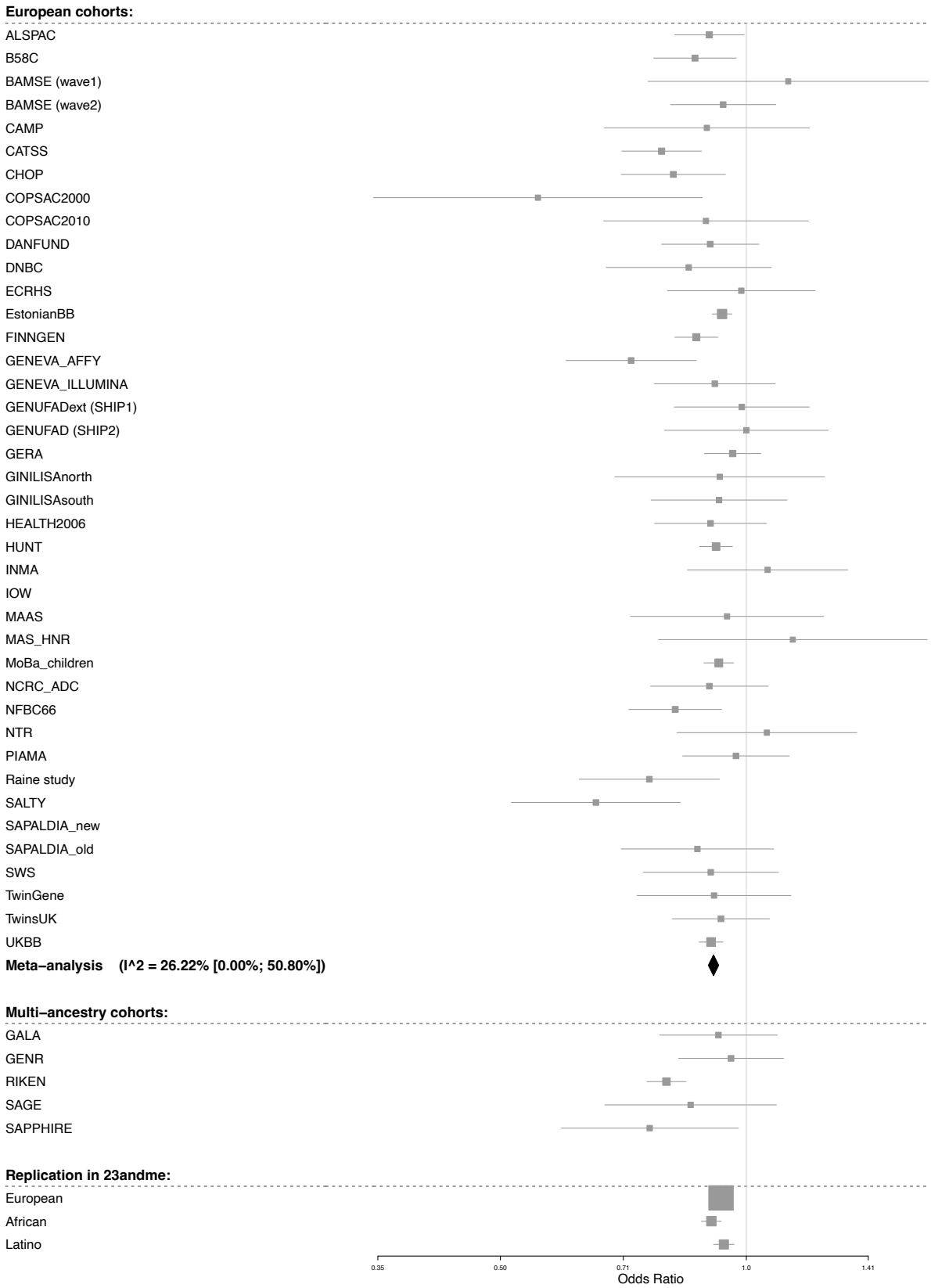

2:112275538 – rs112385344

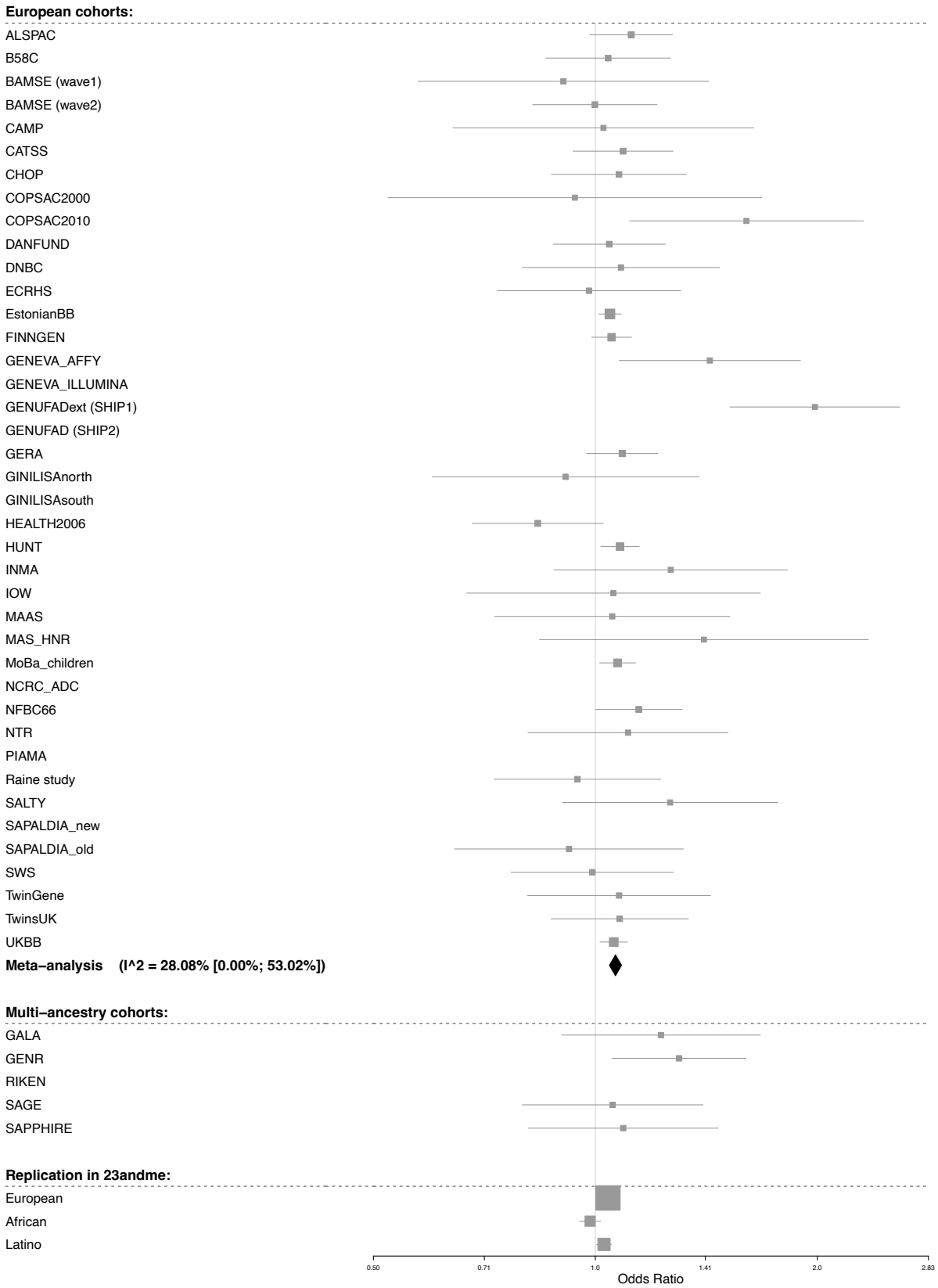

2:242788256 – rs62193132

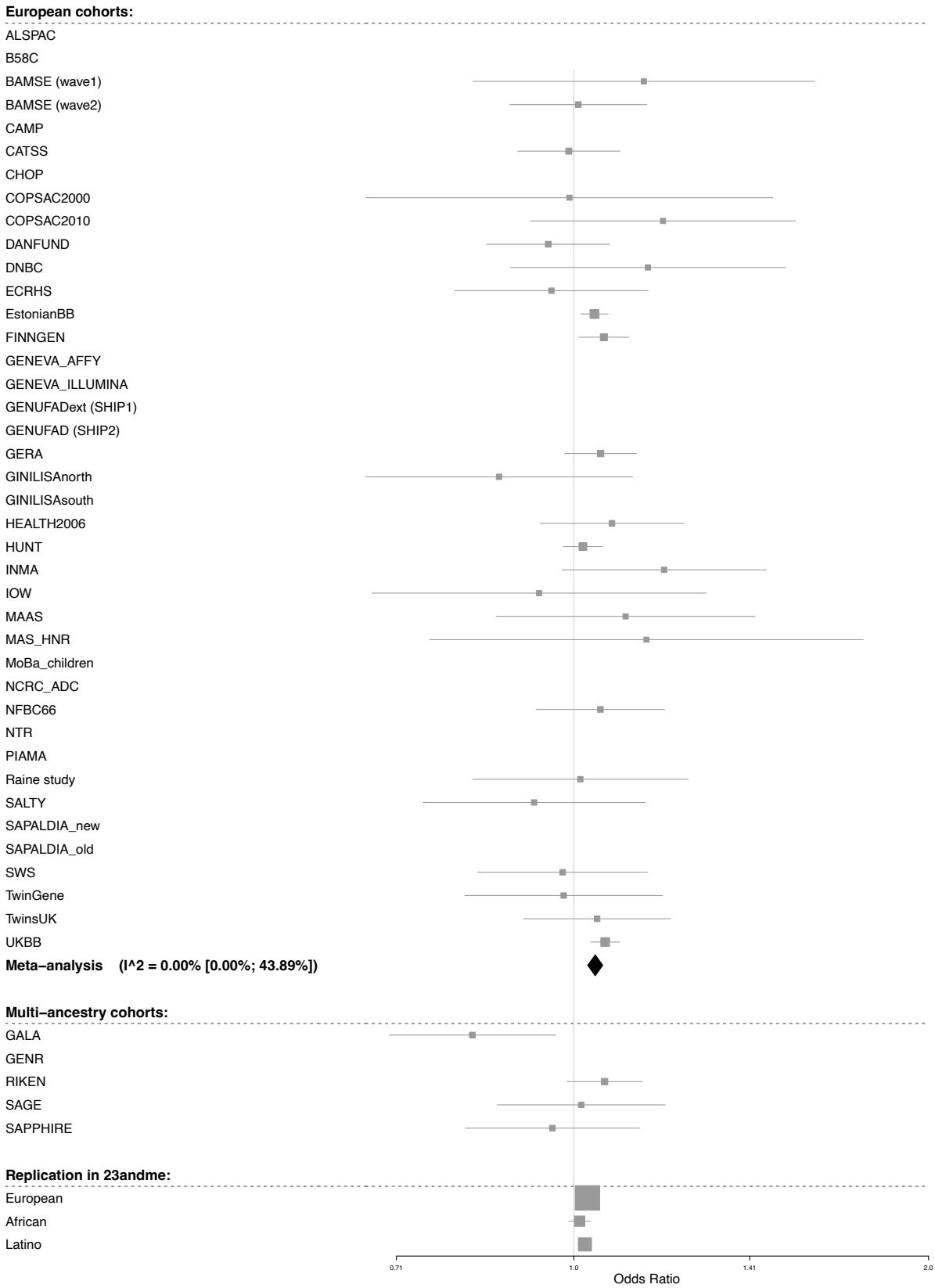

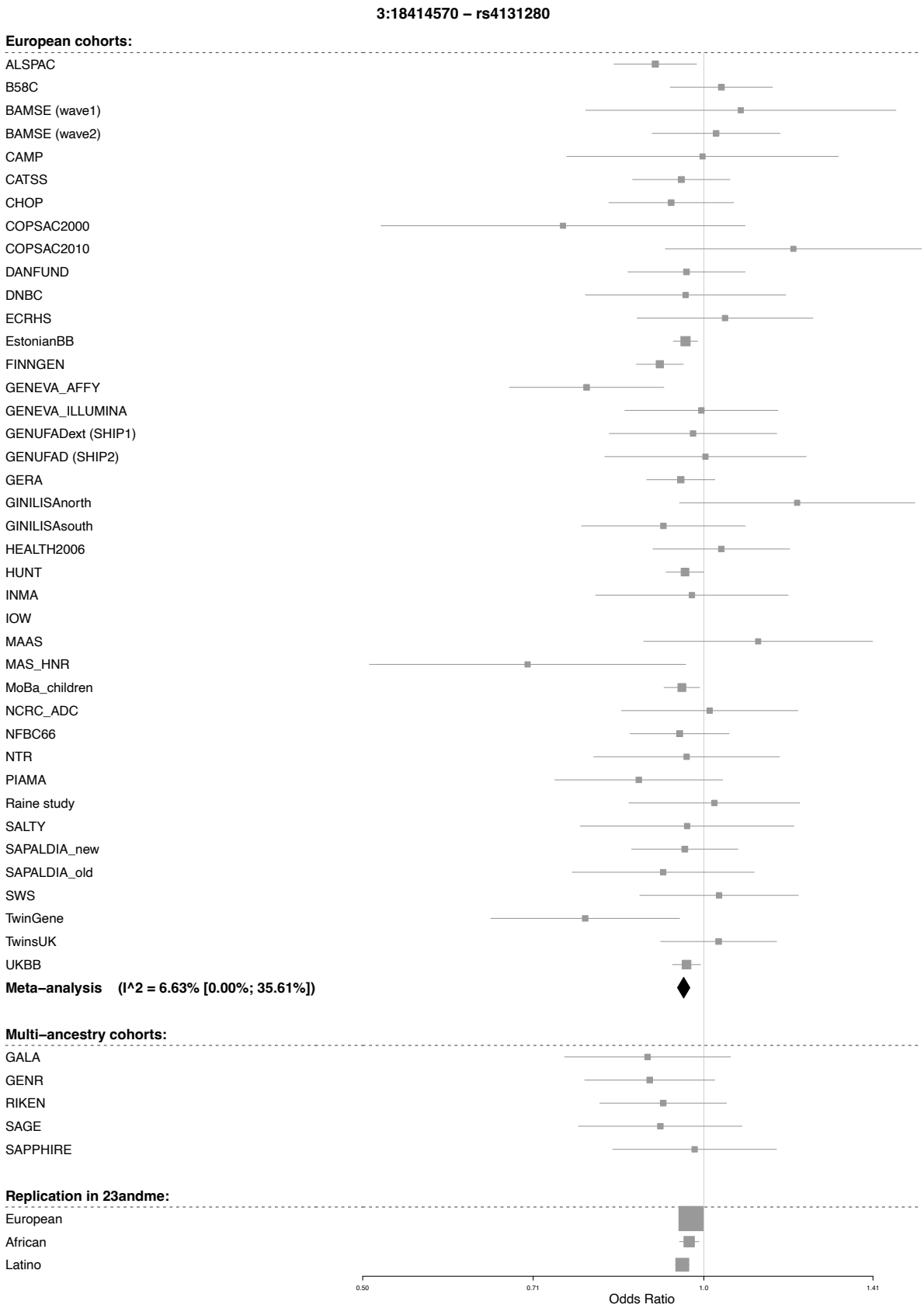
3:18414570 – rs4131280
European cohorts:
ALSPAC
B58C
BAMSE (wave1)
BAMSE (wave2)
CAMP
CATSS
CHOP
COPSAC2000
COPSAC2010
DANFUND
DNBC
ECRHS
EstonianBB
FINNGEN
GENEVA_AFFY
GENEVA_ILLUMINA
GENUFADext (SHIP1)
GENUFAD (SHIP2)
GERA
GINILISAnorth
GINILISAsouth
HEALTH2006
HUNT
INMA
IOW
MAAS
MAS_HNR
MoBa_children
NCRC_ADC
NFBC66
NTR
PIAMA
Raine study
SALTY
SAPALDIA_new
SAPALDIA_old
SWS
TwinGene
TwinsUK
UKBB
Meta−analysis (I^2 = 6.63% [0.00%; 35.61%])
Multi−ancestry cohorts:
GALA
GENR
RIKEN
SAGE
SAPPHIRE
Replication in 23andme:
European
African
Latino
0.50
0.71
1.0
1.41
Odds Ratio

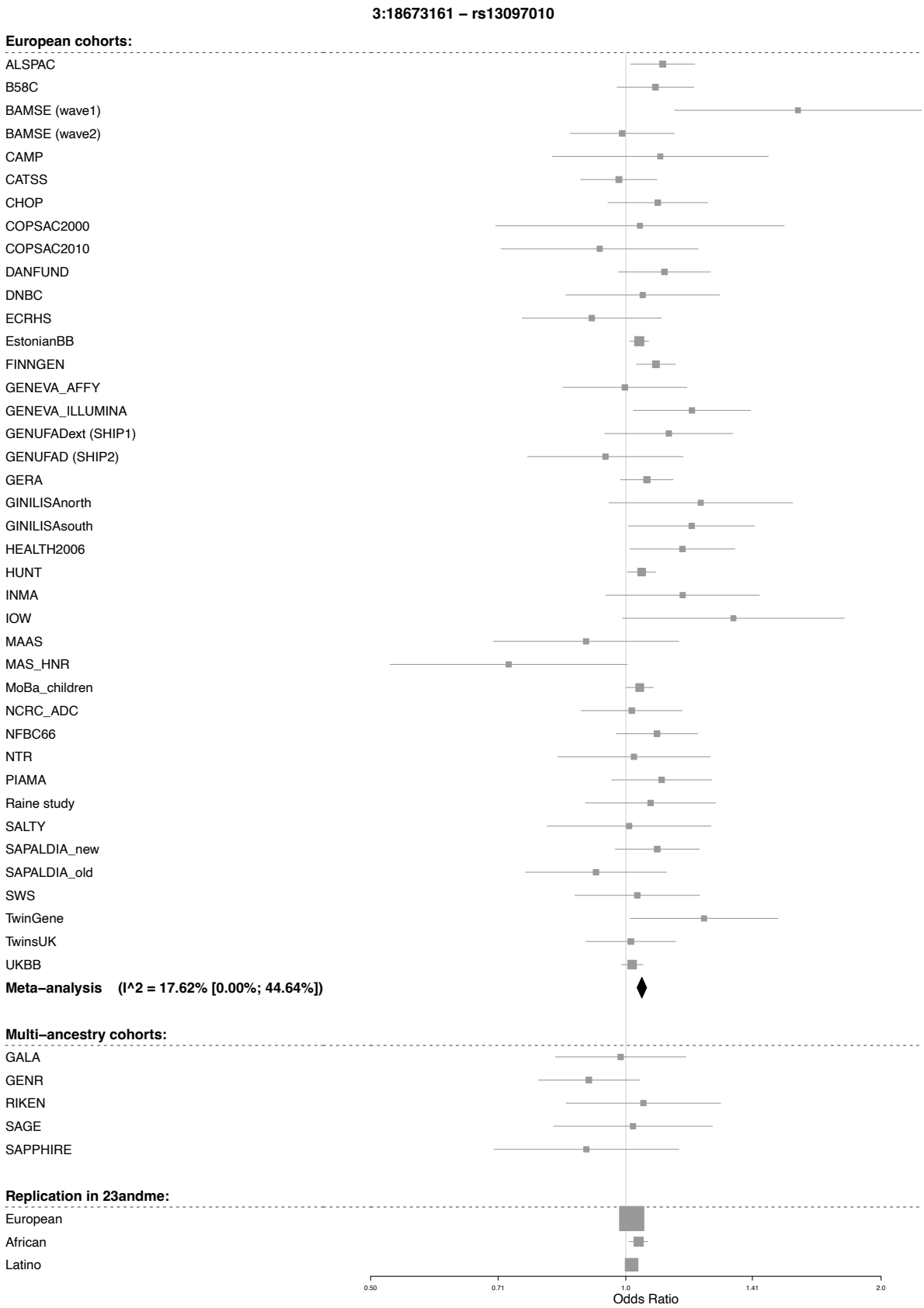
3:18673161 – rs13097010
European cohorts:
ALSPAC
B58C
BAMSE (wave1)
BAMSE (wave2)
CAMP
CATSS
CHOP
COPSAC2000
COPSAC2010
DANFUND
DNBC
ECRHS
EstonianBB
FINNGEN
GENEVA_AFFY
GENEVA_ILLUMINA
GENUFADext (SHIP1)
GENUFAD (SHIP2)
GERA
GINILISAnorth
GINILISAsouth
HEALTH2006
HUNT
INMA
IOW
MAAS
MAS_HNR
MoBa_children
NCRC_ADC
NFBC66
NTR
PIAMA
Raine study
SALTY
SAPALDIA_new
SAPALDIA_old
SWS
TwinGene
TwinsUK
UKBB
Meta–analysis (I^2 = 17.62% [0.00%; 44.64%])
Multi–ancestry cohorts:
GALA
GENR
RIKEN
SAGE
SAPPHIRE
Replication in 23andme:
European
African
Latino
0.50
0.71
1.0
1.41
2.0
Odds Ratio

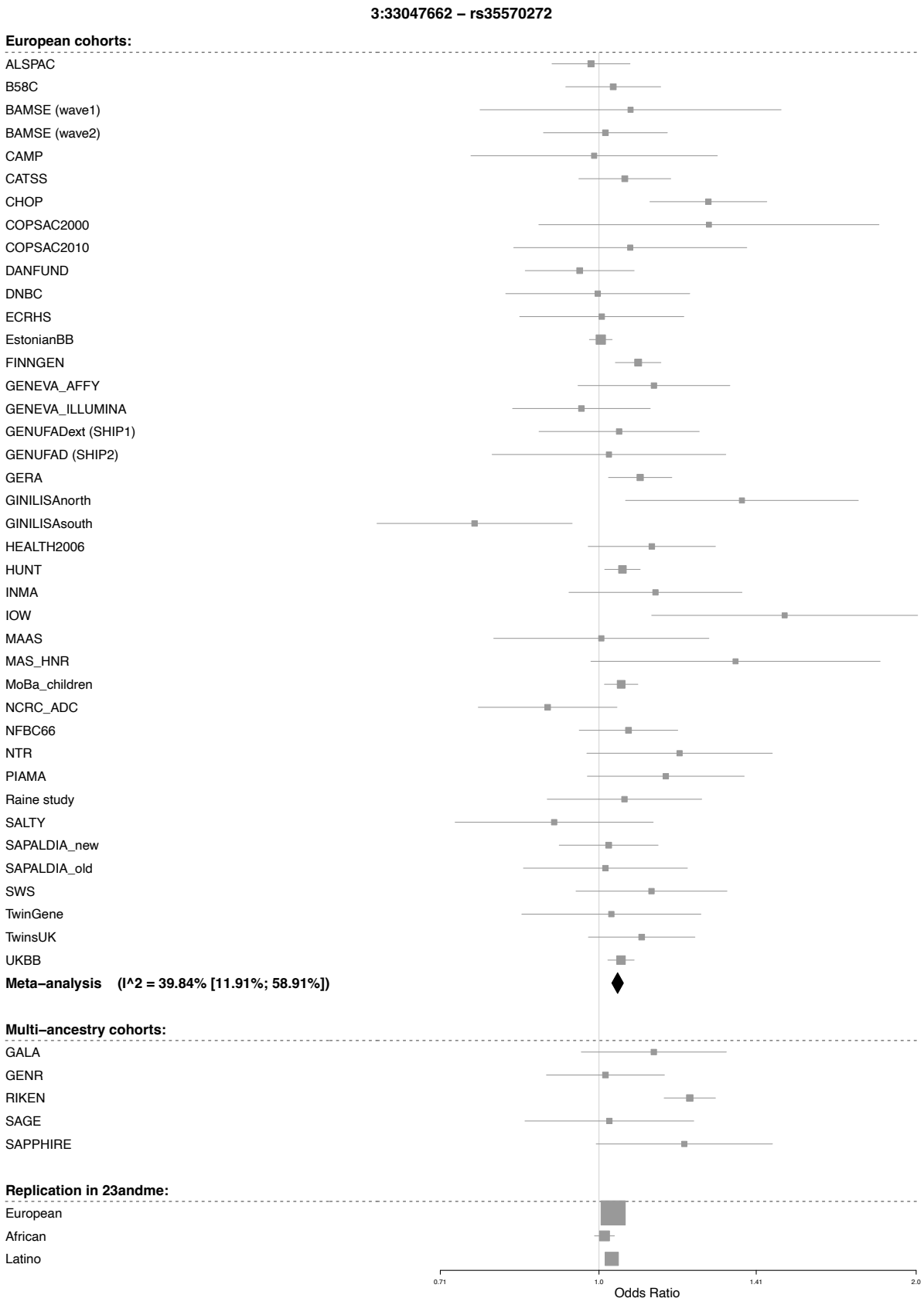
3:33047662 – rs35570272
European cohorts:
ALSPAC
B58C
BAMSE (wave1)
BAMSE (wave2)
CAMP
CATSS
CHOP
COPSAC2000
COPSAC2010
DANFUND
DNBC
ECRHS
EstonianBB
FINNGEN
GENEVA_AFFY
GENEVA_ILLUMINA
GENUFADext (SHIP1)
GENUFAD (SHIP2)
GERA
GINILISAnorth
GINILISAsouth
HEALTH2006
HUNT
INMA
IOW
MAAS
MAS_HNR
MoBa_children
NCRC_ADC
NFBC66
NTR
PIAMA
Raine study
SALTY
SAPALDIA_new
SAPALDIA_old
SWS
TwinGene
TwinsUK
UKBB
Meta–analysis (I^2 = 39.84% [11.91%; 58.91%])
Multi–ancestry cohorts:
GALA
GENR
RIKEN
SAGE
SAPPHIRE
Replication in 23andme:
European
African
Latino
0.71
1.0
1.41
2.0
Odds Ratio

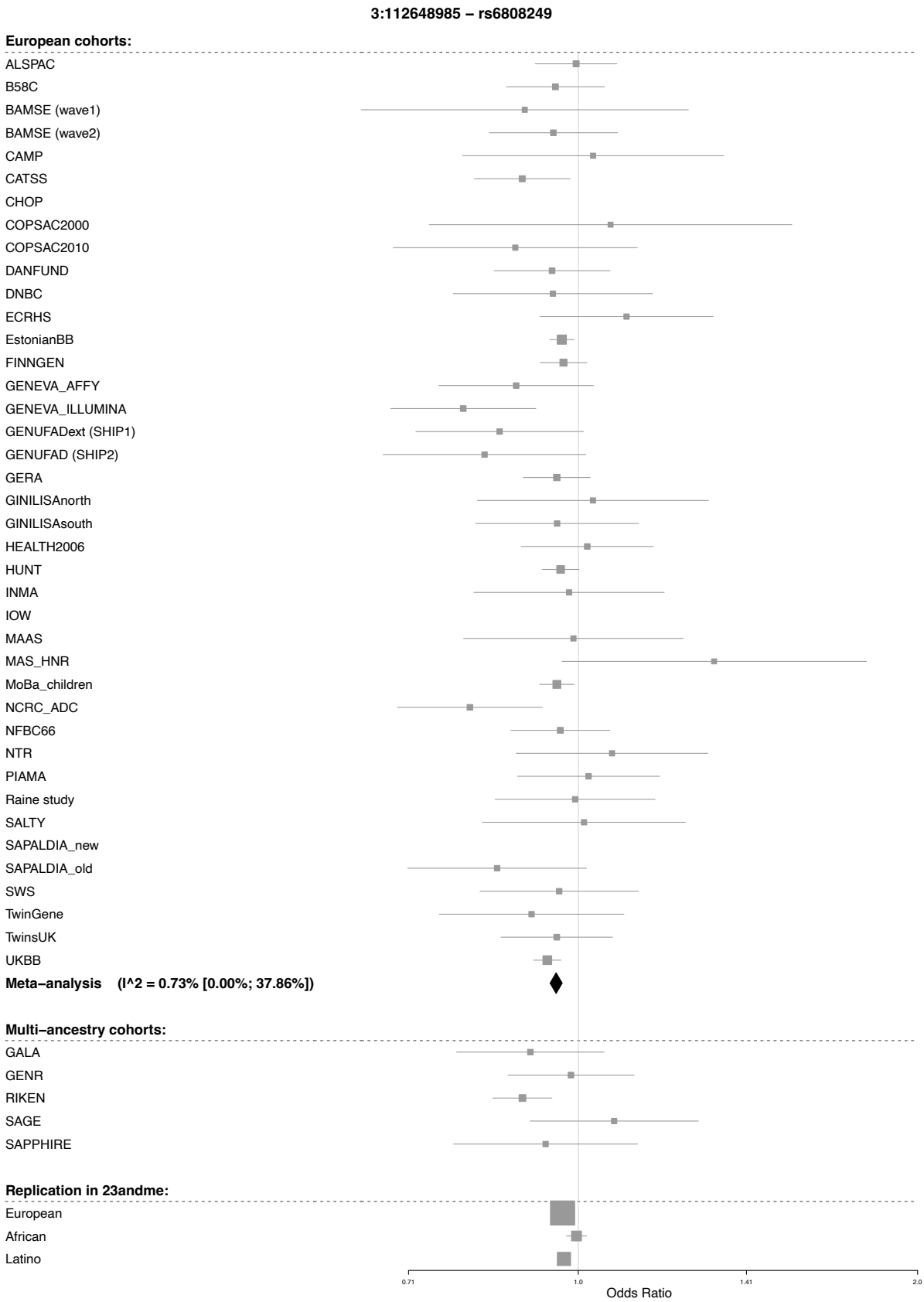
3:112648985 – rs6808249
European cohorts:
ALSPAC
B58C
BAMSE (wave1)
BAMSE (wave2)
CAMP
CATSS
CHOP
COPSAC2000
COPSAC2010
DANFUND
DNBC
ECRHS
EstonianBB
FINNGEN
GENEVA_AFFY
GENEVA_ILLUMINA
GENUFADext (SHIP1)
GENUFAD (SHIP2)
GERA
GINILISAnorth
GINILISAsouth
HEALTH2006
HUNT
INMA
IOW
MAAS
MAS_HNR
MoBa_children
NCRC_ADC
NFBC66
NTR
PIAMA
Raine study
SALTY
SAPALDIA_new
SAPALDIA_old
SWS
TwinGene
TwinsUK
UKBB
Meta–analysis (I^2 = 0.73% [0.00%; 37.86%])
Multi–ancestry cohorts:
GALA
GENR
RIKEN
SAGE
SAPPHIRE
Replication in 23andme:
European
African
Latino
0.71
1.0
1.41
2.0
Odds Ratio

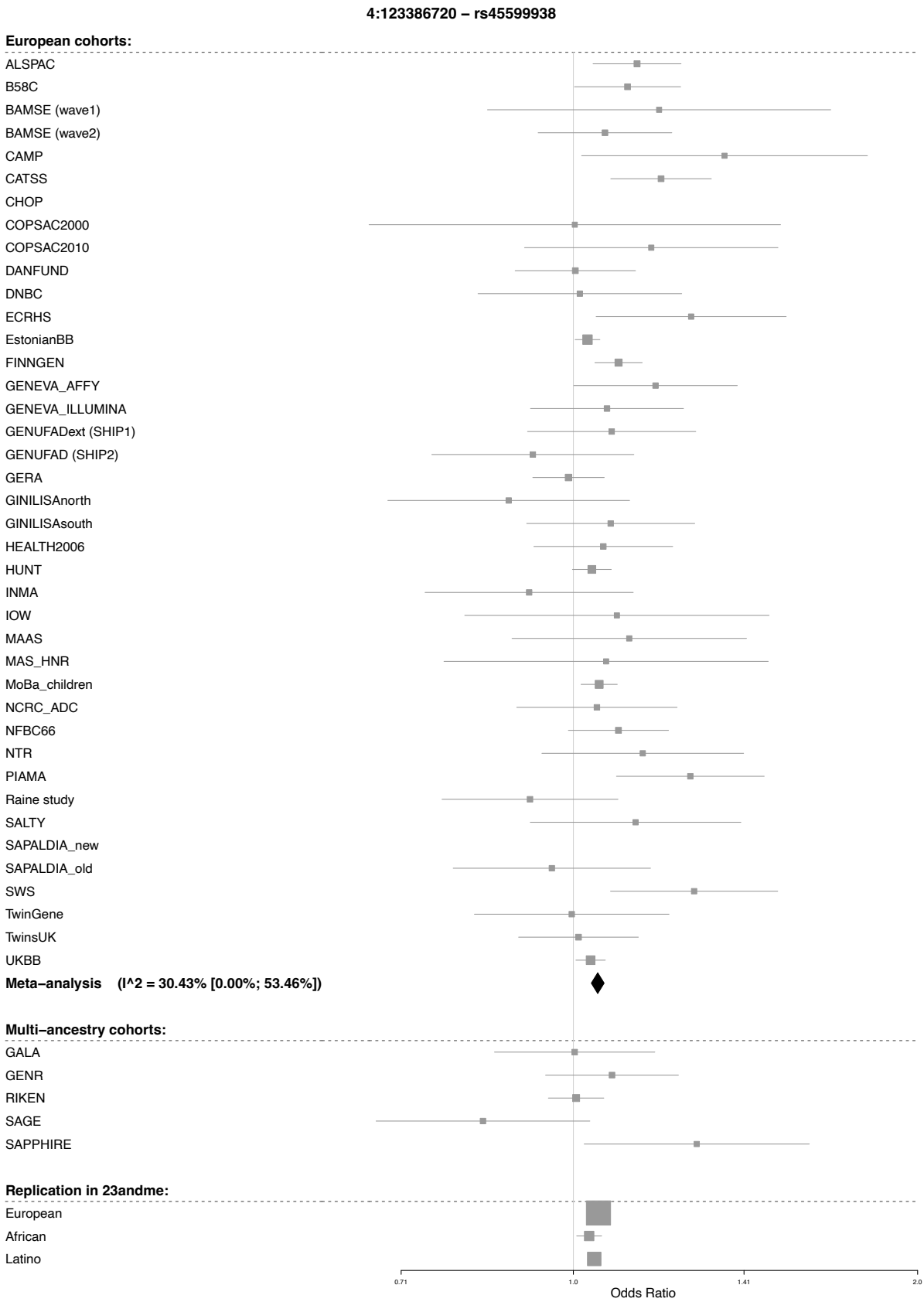
4:123386720 – rs45599938
European cohorts:
ALSPAC
B58C
BAMSE (wave1)
BAMSE (wave2)
CAMP
CATSS
CHOP
COPSAC2000
COPSAC2010
DANFUND
DNBC
ECRHS
EstonianBB
FINNGEN
GENEVA_AFFY
GENEVA_ILLUMINA
GENUFADext (SHIP1)
GENUFAD (SHIP2)
GERA
GINILISAnorth
GINILISAsouth
HEALTH2006
HUNT
INMA
IOW
MAAS
MAS_HNR
MoBa_children
NCRC_ADC
NFBC66
NTR
PIAMA
Raine study
SALTY
SAPALDIA_new
SAPALDIA_old
SWS
TwinGene
TwinsUK
UKBB
Meta–analysis (I^2 = 30.43% [0.00%; 53.46%])
Multi–ancestry cohorts:
GALA
GENR
RIKEN
SAGE
SAPPHIRE
Replication in 23andme:
European
African
Latino
0.71
1.0
1.41
2.0
Odds Ratio

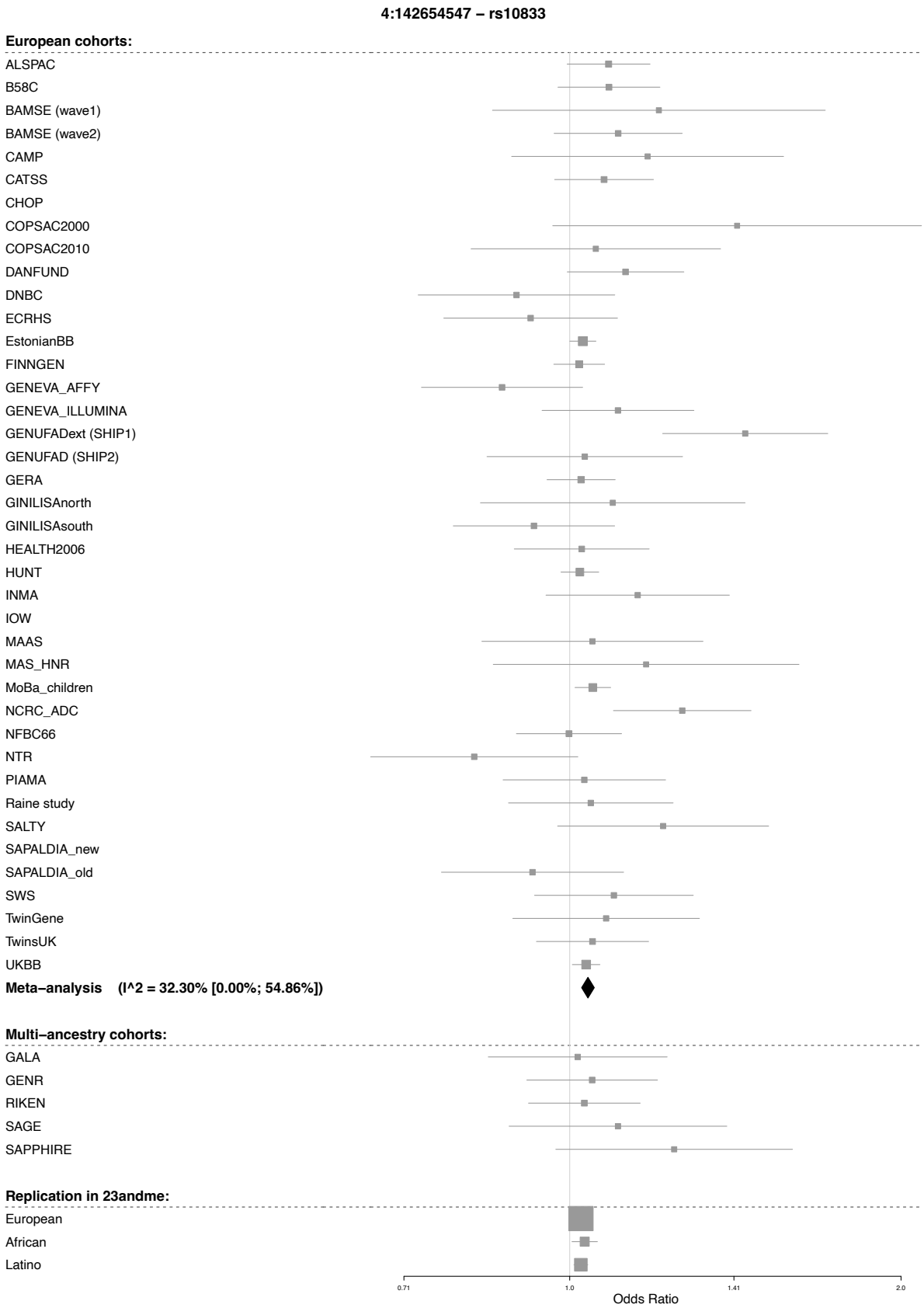
4:142654547 – rs10833
European cohorts:
ALSPAC
B58C
BAMSE (wave1)
BAMSE (wave2)
CAMP
CATSS
CHOP
COPSAC2000
COPSAC2010
DANFUND
DNBC
ECRHS
EstonianBB
FINNGEN
GENEVA_AFFY
GENEVA_ILLUMINA
GENUFADext (SHIP1)
GENUFAD (SHIP2)
GERA
GINILISAnorth
GINILISAsouth
HEALTH2006
HUNT
INMA
IOW
MAAS
MAS_HNR
MoBa_children
NCRC_ADC
NFBC66
NTR
PIAMA
Raine study
SALTY
SAPALDIA_new
SAPALDIA_old
SWS
TwinGene
TwinsUK
UKBB
Meta–analysis (I^2 = 32.30% [0.00%; 54.86%])
Multi–ancestry cohorts:
GALA
GENR
RIKEN
SAGE
SAPPHIRE
Replication in 23andme:
European
African
Latino
0.71
1.0
1.41
2.0
Odds Ratio

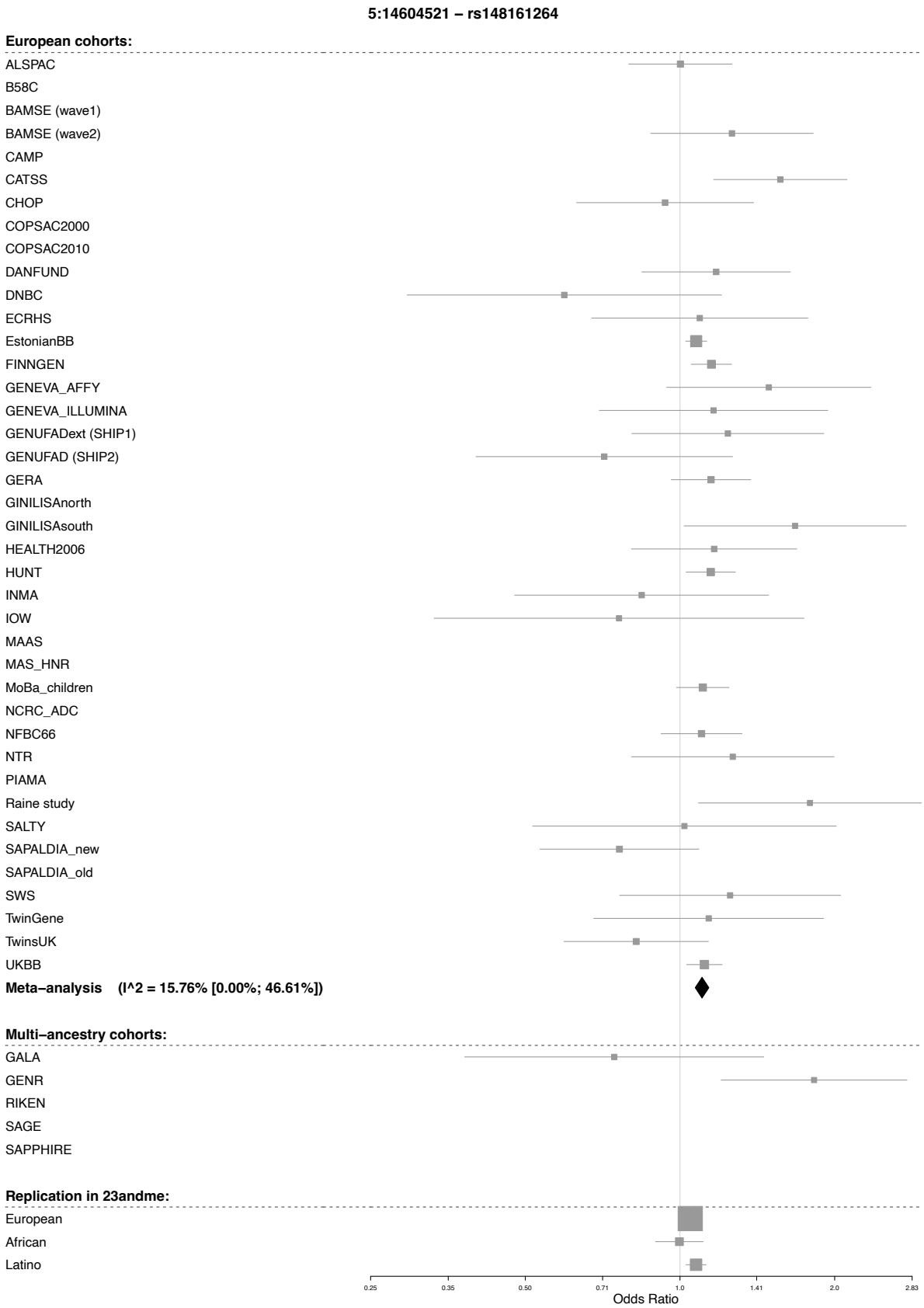
5:14604521 – rs148161264
European cohorts:
ALSPAC
B58C
BAMSE (wave1)
BAMSE (wave2)
CAMP
CATSS
CHOP
COPSAC2000
COPSAC2010
DANFUND
DNBC
ECRHS
EstonianBB
FINNGEN
GENEVA_AFFY
GENEVA_ILLUMINA
GENUFADext (SHIP1)
GENUFAD (SHIP2)
GERA
GINILISAnorth
GINILISAsouth
HEALTH2006
HUNT
INMA
IOW
MAAS
MAS_HNR
MoBa_children
NCRC_ADC
NFBC66
NTR
PIAMA
Raine study
SALTY
SAPALDIA_new
SAPALDIA_old
SWS
TwinGene
TwinsUK
UKBB
Meta–analysis (I^2 = 15.76% [0.00%; 46.61%])
Multi–ancestry cohorts:
GALA
GENR
RIKEN
SAGE
SAPPHIRE
Replication in 23andme:
European
African
Latino
0.25
0.35
0.50
0.71
1.0
1.41
2.0
2.83
Odds Ratio

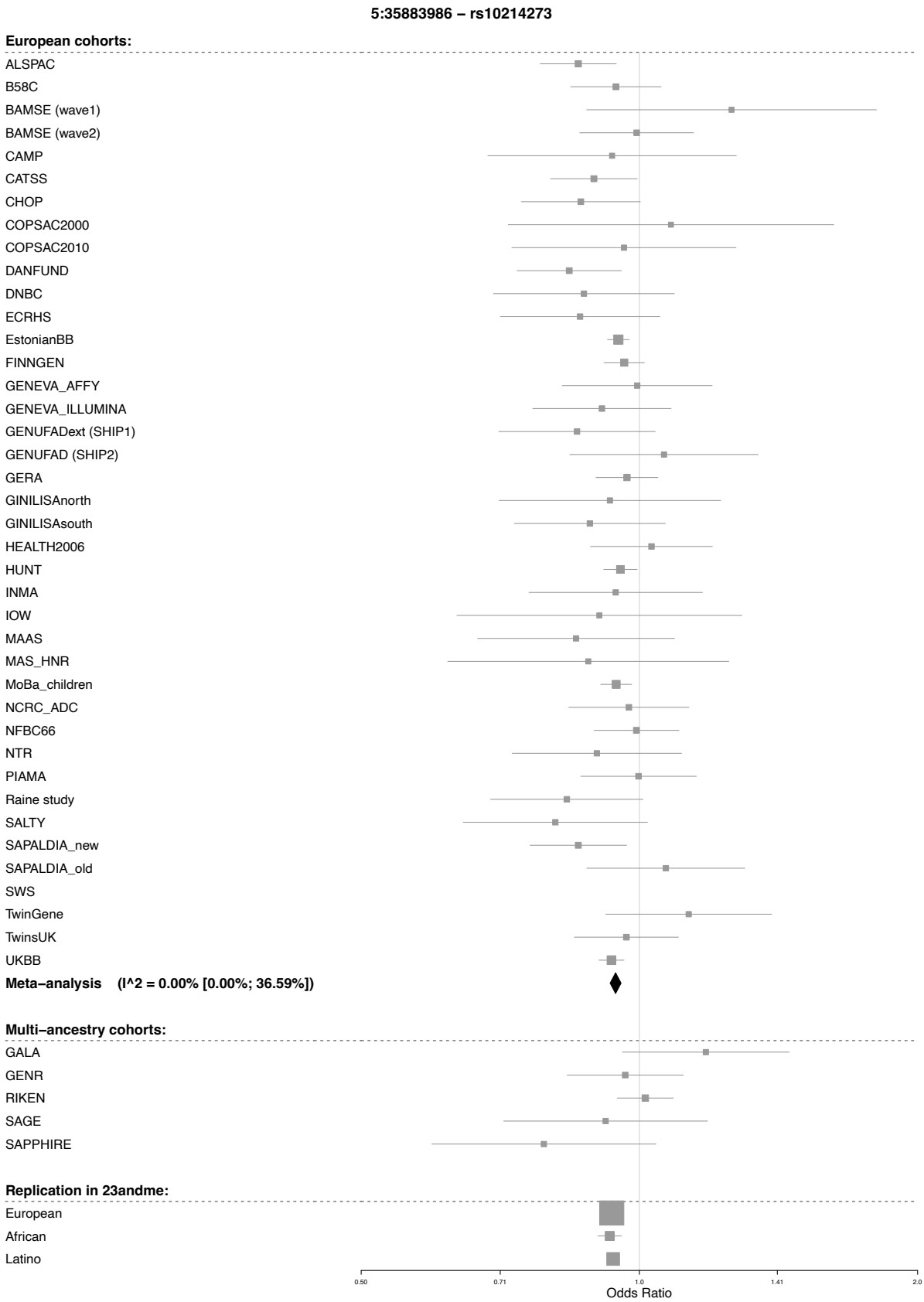
5:35883986 – rs10214273
European cohorts:
ALSPAC
B58C
BAMSE (wave1)
BAMSE (wave2)
CAMP
CATSS
CHOP
COPSAC2000
COPSAC2010
DANFUND
DNBC
ECRHS
EstonianBB
FINNGEN
GENEVA_AFFY
GENEVA_ILLUMINA
GENUFADext (SHIP1)
GENUFAD (SHIP2)
GERA
GINILISAnorth
GINILISAsouth
HEALTH2006
HUNT
INMA
IOW
MAAS
MAS_HNR
MoBa_children
NCRC_ADC
NFBC66
NTR
PIAMA
Raine study
SALTY
SAPALDIA_new
SAPALDIA_old
SWS
TwinGene
TwinsUK
UKBB
Meta–analysis (I^2 = 0.00% [0.00%; 36.59%])
Multi–ancestry cohorts:
GALA
GENR
RIKEN
SAGE
SAPPHIRE
Replication in 23andme:
European
African
Latino
0.50
0.71
1.0
1.41
2.0
Odds Ratio

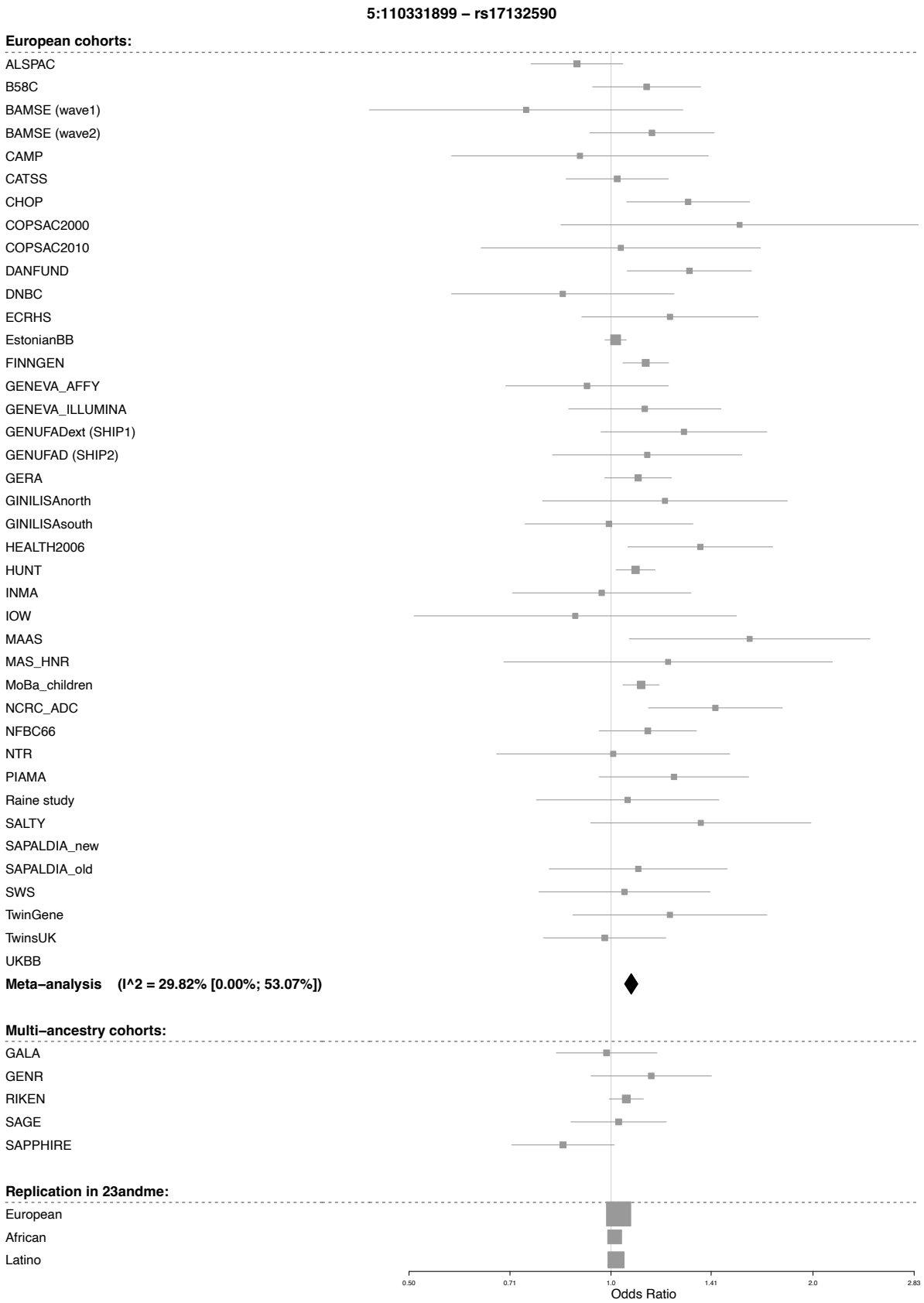
5:110331899 – rs17132590
European cohorts:
ALSPAC
B58C
BAMSE (wave1)
BAMSE (wave2)
CAMP
CATSS
CHOP
COPSAC2000
COPSAC2010
DANFUND
DNBC
ECRHS
EstonianBB
FINNGEN
GENEVA_AFFY
GENEVA_ILLUMINA
GENUFADext (SHIP1)
GENUFAD (SHIP2)
GERA
GINILISAnorth
GINILISAsouth
HEALTH2006
HUNT
INMA
IOW
MAAS
MAS_HNR
MoBa_children
NCRC_ADC
NFBC66
NTR
PIAMA
Raine study
SALTY
SAPALDIA_new
SAPALDIA_old
SWS
TwinGene
TwinsUK
UKBB
Meta–analysis (I^2 = 29.82% [0.00%; 53.07%])
Multi–ancestry cohorts:
GALA
GENR
RIKEN
SAGE
SAPPHIRE
Replication in 23andme:
European
African
Latino
0.50
0.71
1.0
1.41
2.0
2.83
Odds Ratio

5:130059750 – rs7701967

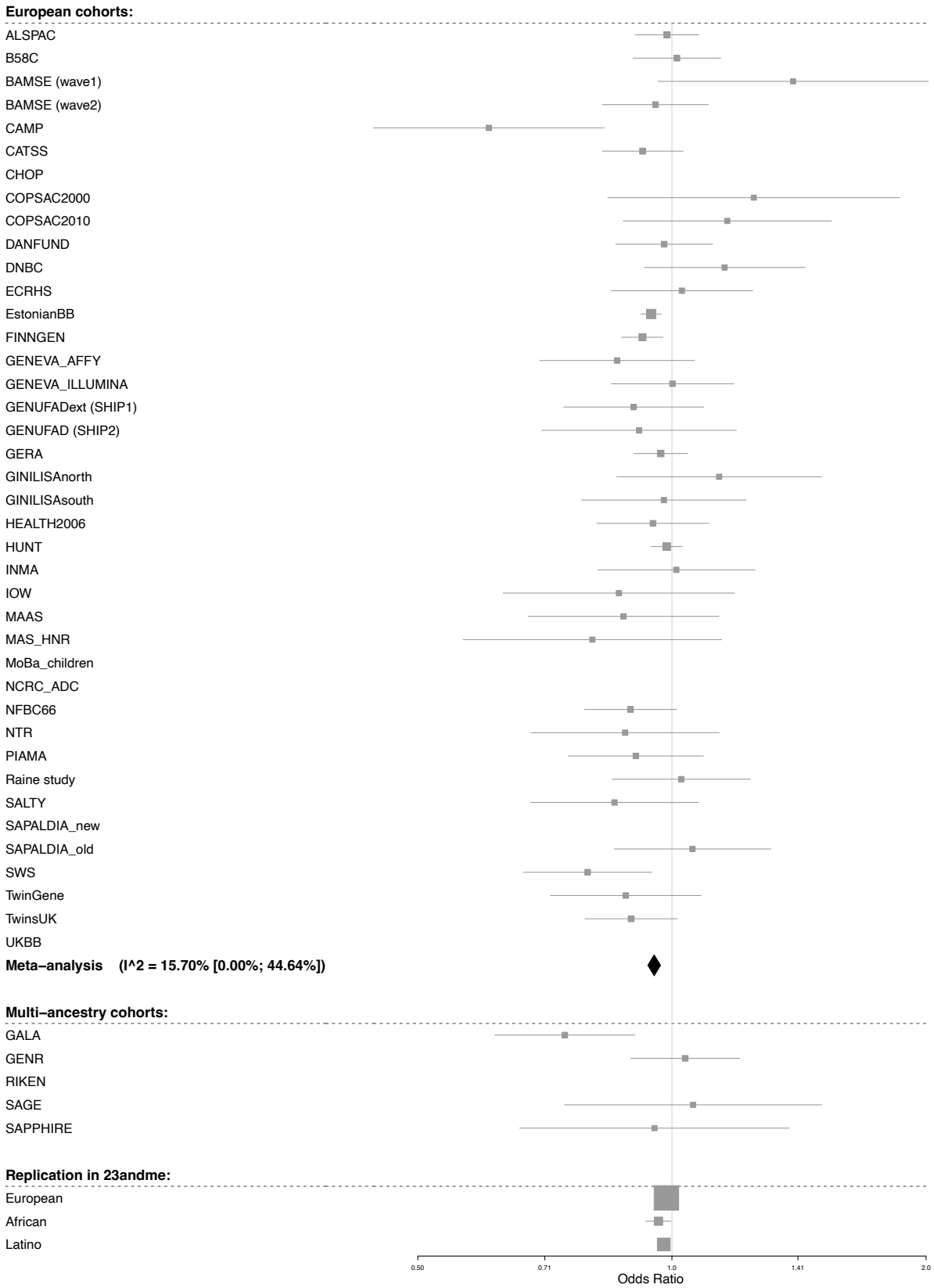

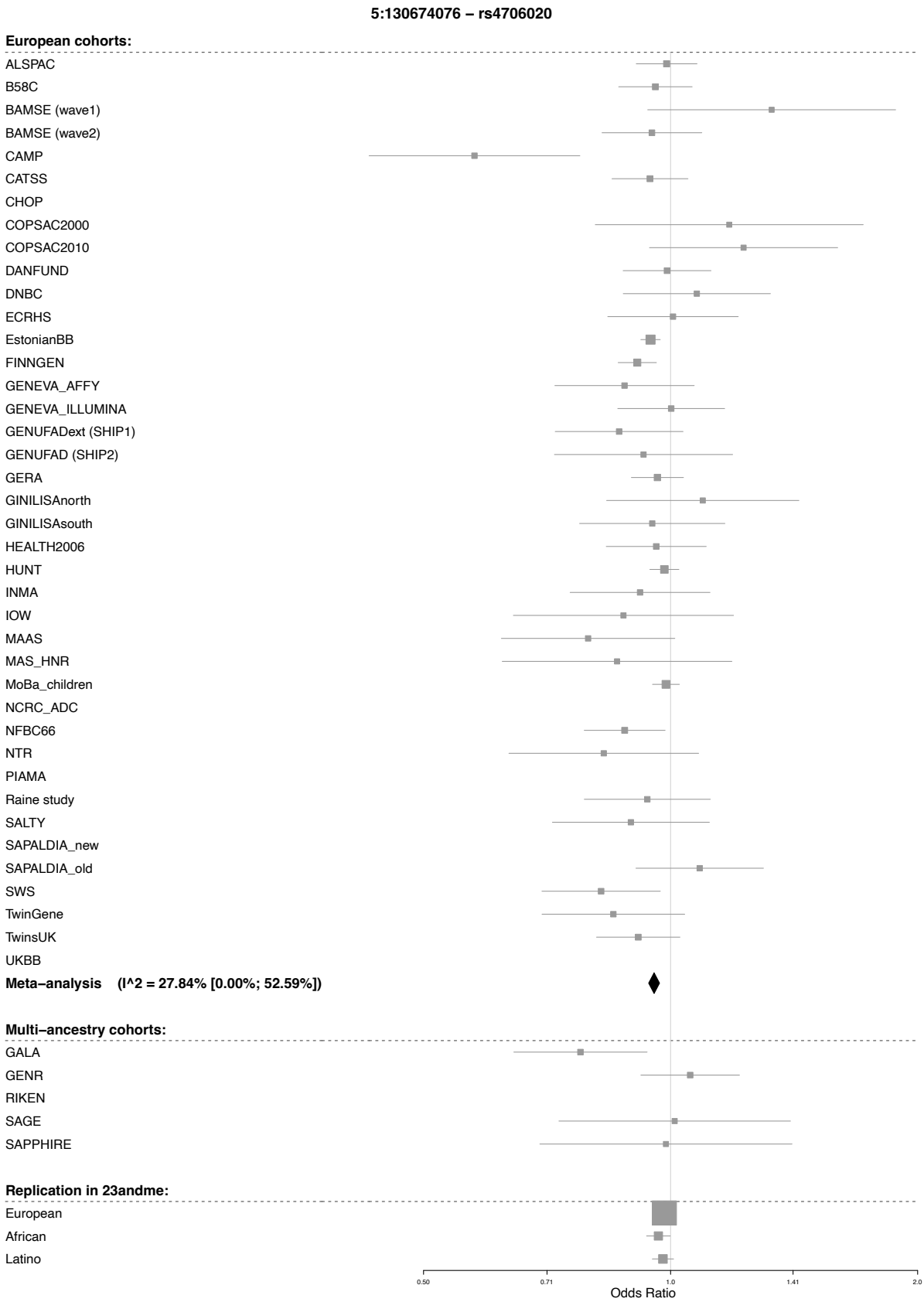
5:130674076 – rs4706020
European cohorts:
ALSPAC
B58C
BAMSE (wave1)
BAMSE (wave2)
CAMP
CATSS
CHOP
COPSAC2000
COPSAC2010
DANFUND
DNBC
ECRHS
EstonianBB
FINNGEN
GENEVA_AFFY
GENEVA_ILLUMINA
GENUFADext (SHIP1)
GENUFAD (SHIP2)
GERA
GINILISAnorth
GINILISAsouth
HEALTH2006
HUNT
INMA
IOW
MAAS
MAS_HNR
MoBa_children
NCRC_ADC
NFBC66
NTR
PIAMA
Raine study
SALTY
SAPALDIA_new
SAPALDIA_old
SWS
TwinGene
TwinsUK
UKBB
Meta–analysis (I^2 = 27.84% [0.00%; 52.59%])
Multi–ancestry cohorts:
GALA
GENR
RIKEN
SAGE
SAPPHIRE
Replication in 23andme:
European
African
Latino
0.50
0.71
1.0
1.41
2.0
Odds Ratio

5:131347520 – rs4705908

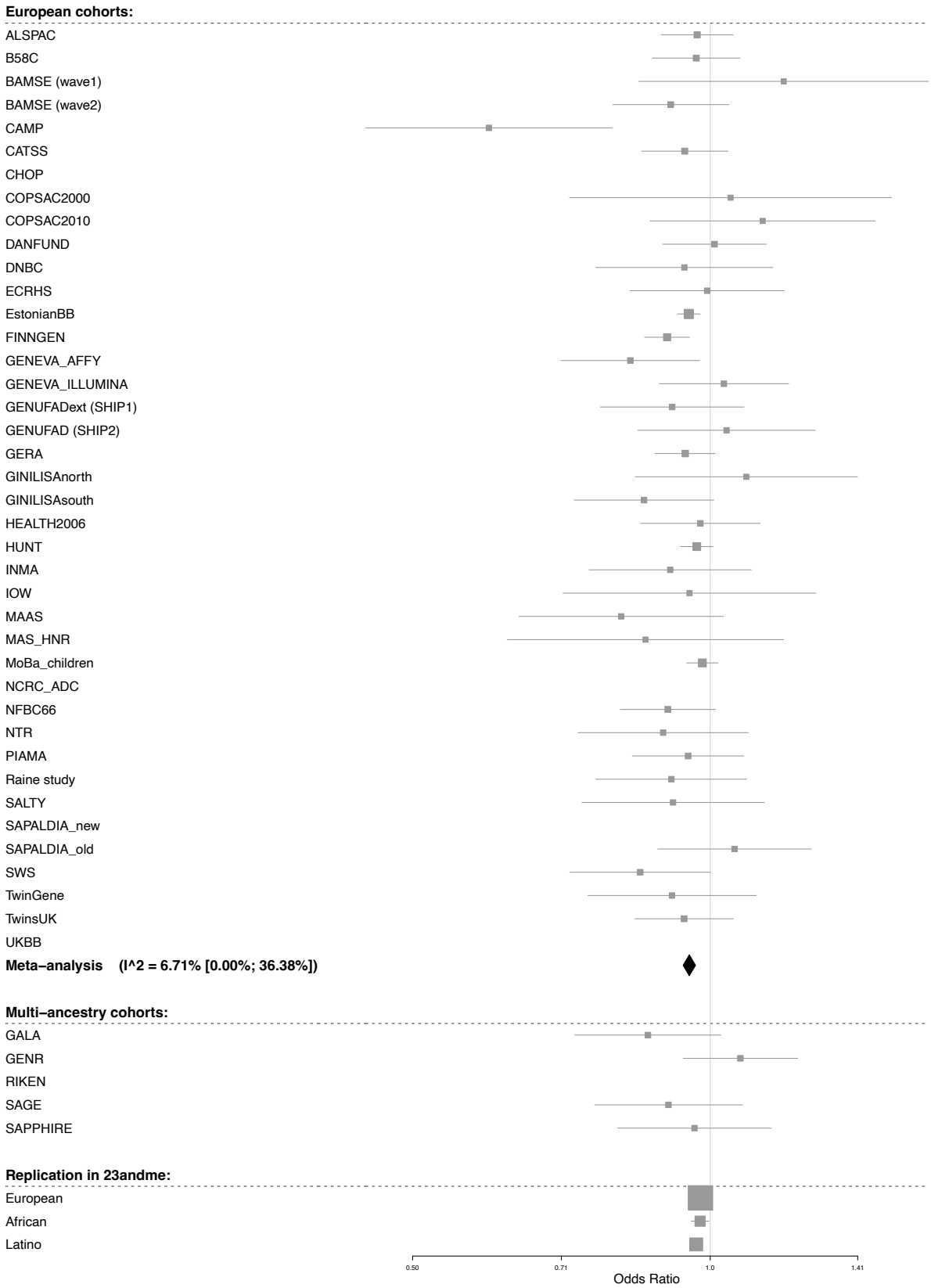

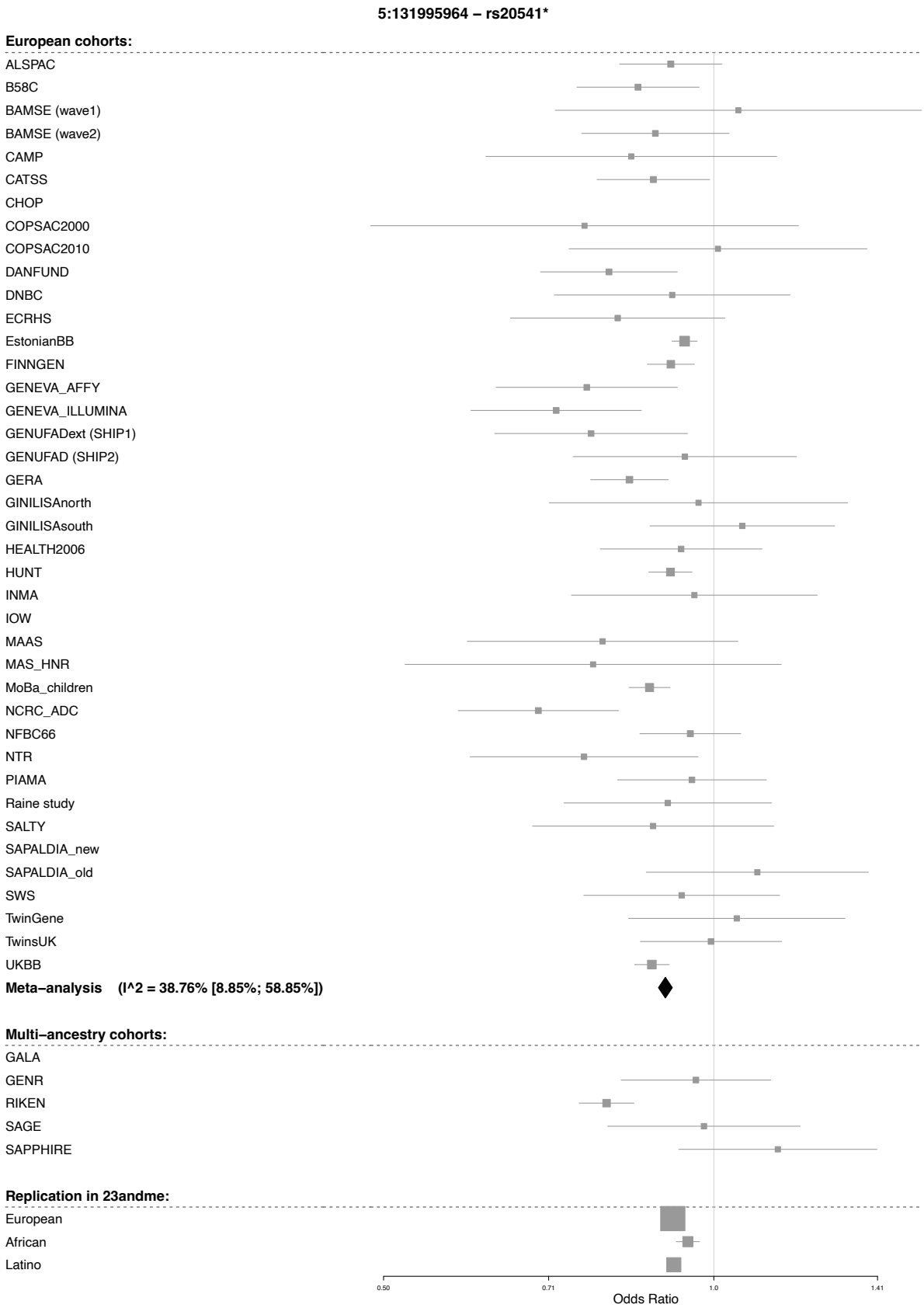
5:131995964 – rs20541*
European cohorts:
ALSPAC
B58C
BAMSE (wave1)
BAMSE (wave2)
CAMP
CATSS
CHOP
COPSAC2000
COPSAC2010
DANFUND
DNBC
ECRHS
EstonianBB
FINNGEN
GENEVA_AFFY
GENEVA_ILLUMINA
GENUFADext (SHIP1)
GENUFAD (SHIP2)
GERA
GINILISAnorth
GINILISAsouth
HEALTH2006
HUNT
INMA
IOW
MAAS
MAS_HNR
MoBa_children
NCRC_ADC
NFBC66
NTR
PIAMA
Raine study
SALTY
SAPALDIA_new
SAPALDIA_old
SWS
TwinGene
TwinsUK
UKBB
Meta–analysis (I^2 = 38.76% [8.85%; 58.85%])
Multi–ancestry cohorts:
GALA
GENR
RIKEN
SAGE
SAPPHIRE
Replication in 23andme:
European
African
Latino
0.50
0.71
1.0
1.41
Odds Ratio

5:172192350 – rs114503346

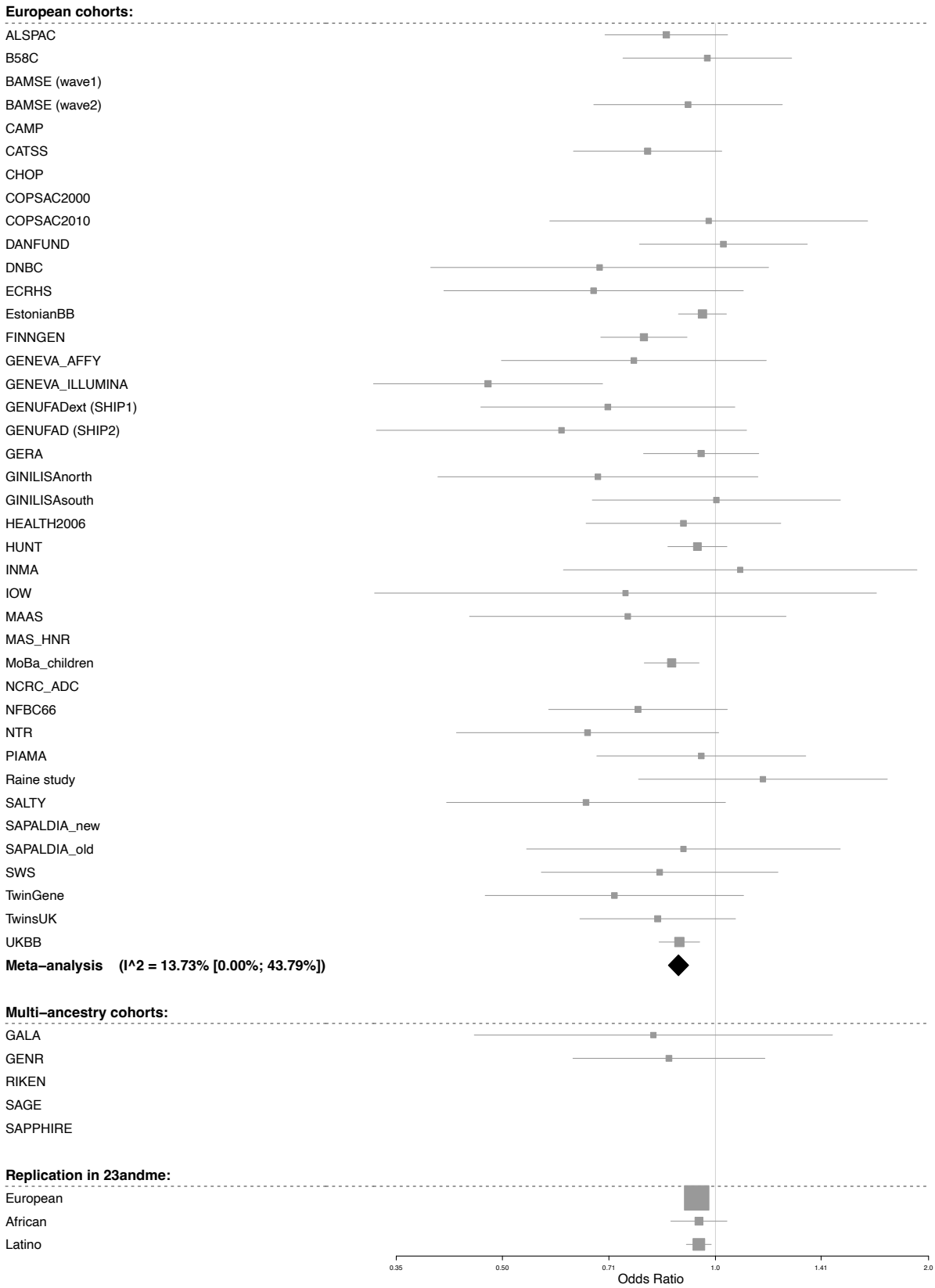

5:176774403 – rs4532376

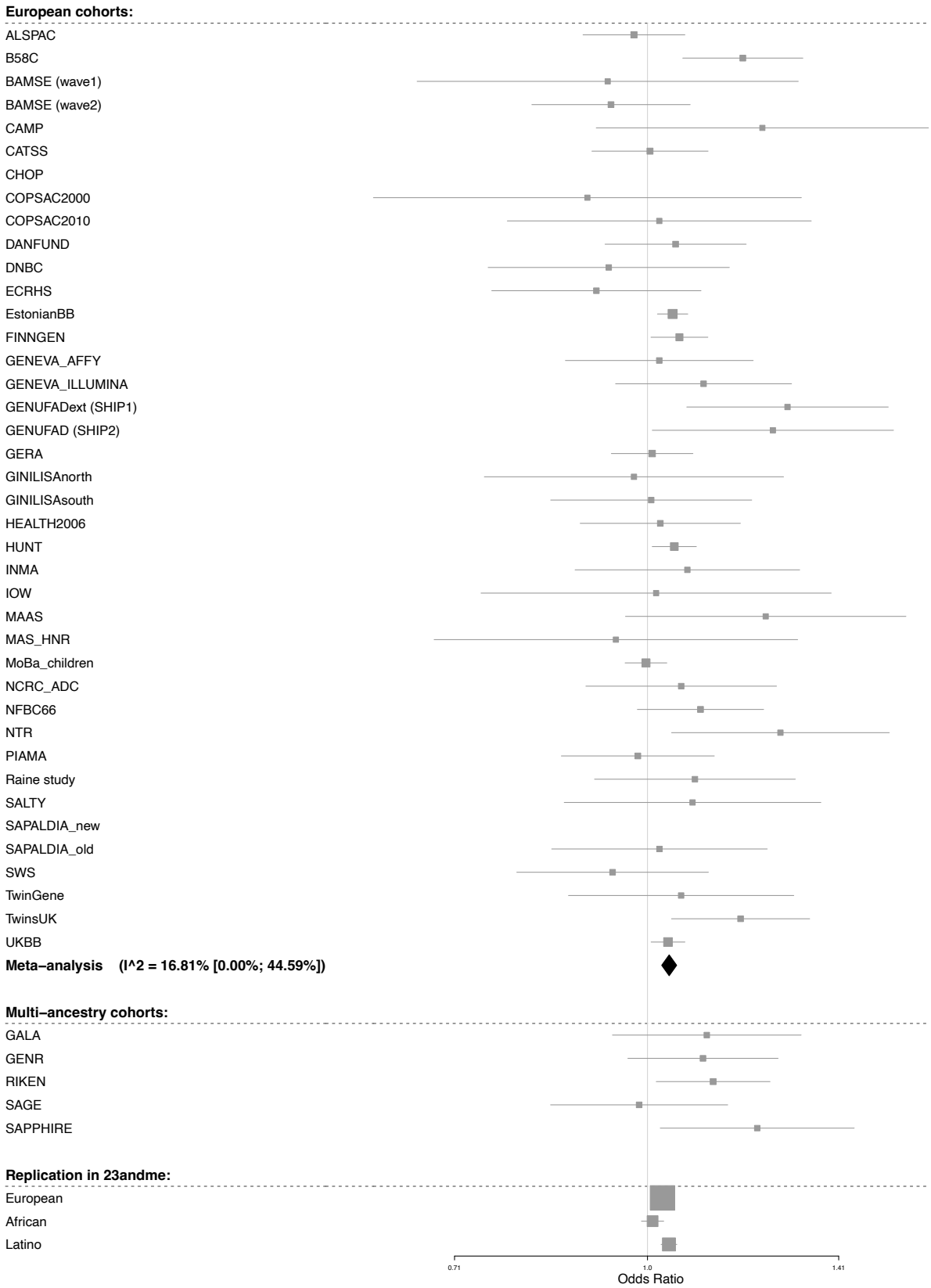

6:31466536 – rs41293876

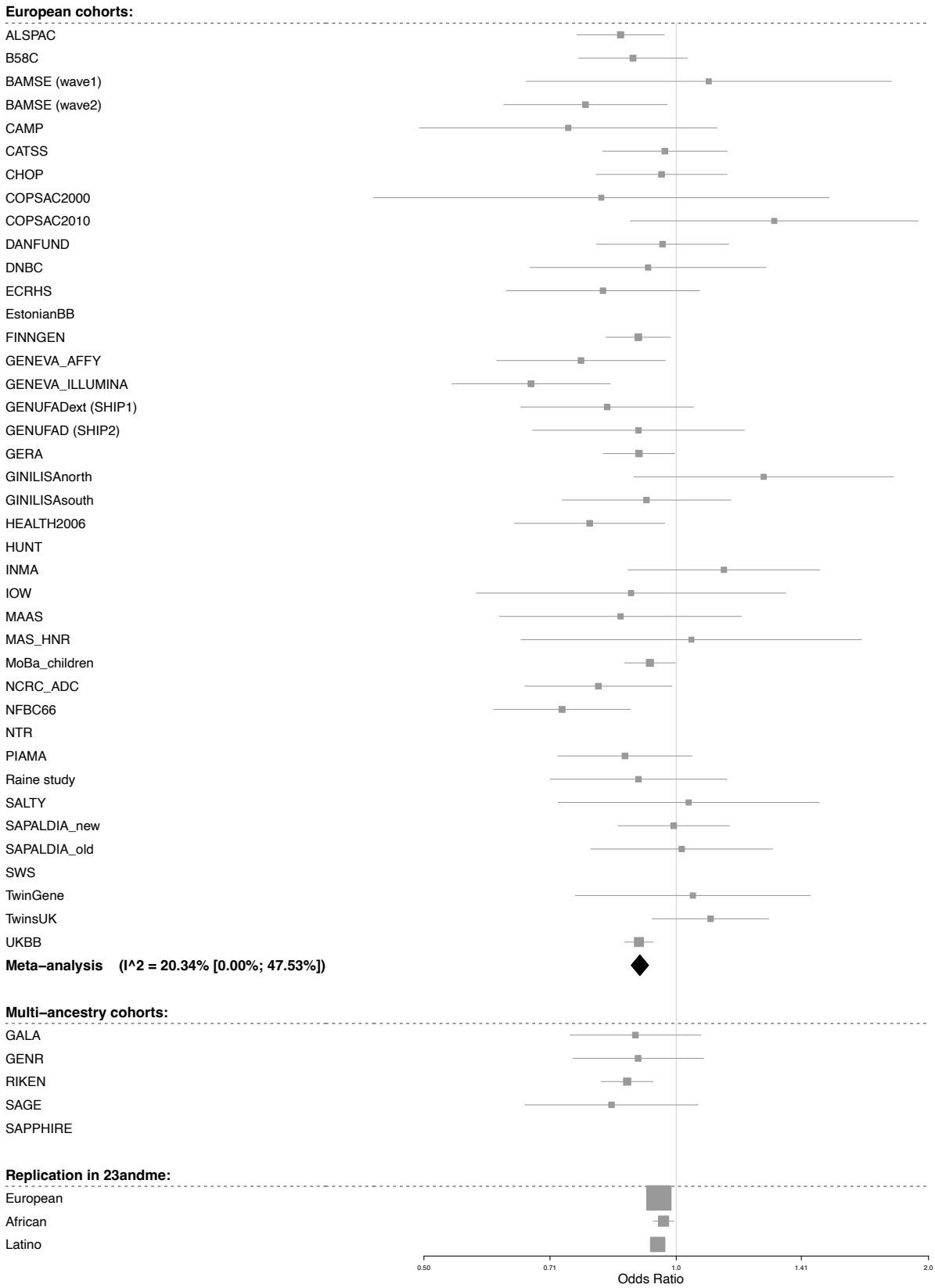

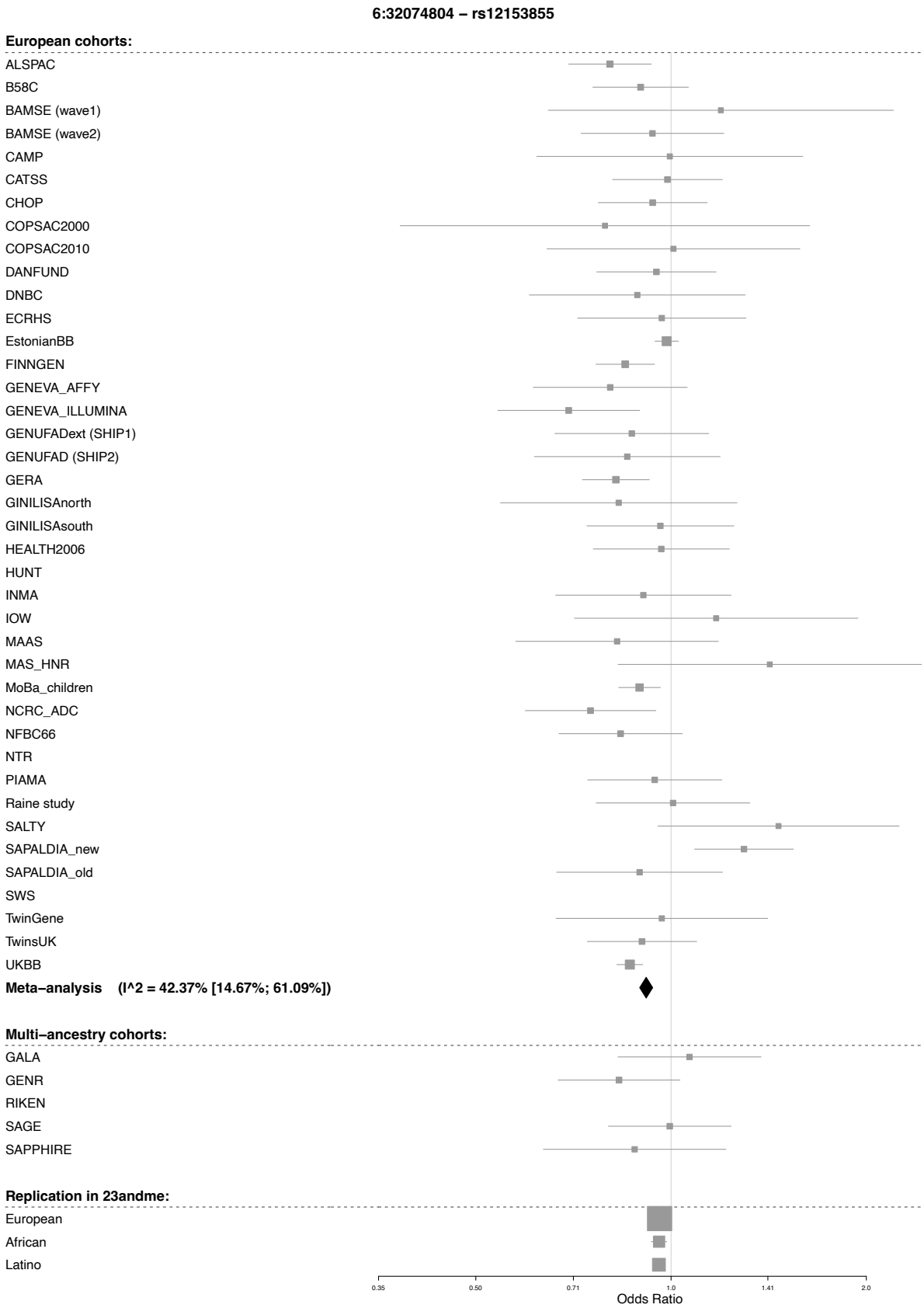
6:32074804 – rs12153855
European cohorts:
ALSPAC
B58C
BAMSE (wave1)
BAMSE (wave2)
CAMP
CATSS
CHOP
COPSAC2000
COPSAC2010
DANFUND
DNBC
ECRHS
EstonianBB
FINNGEN
GENEVA_AFFY
GENEVA_ILLUMINA
GENUFADext (SHIP1)
GENUFAD (SHIP2)
GERA
GINILISAnorth
GINILISAsouth
HEALTH2006
HUNT
INMA
IOW
MAAS
MAS_HNR
MoBa_children
NCRC_ADC
NFBC66
NTR
PIAMA
Raine study
SALTY
SAPALDIA_new
SAPALDIA_old
SWS
TwinGene
TwinsUK
UKBB
Meta–analysis (I^2 = 42.37% [14.67%; 61.09%])
Multi–ancestry cohorts:
GALA
GENR
RIKEN
SAGE
SAPPHIRE
Replication in 23andme:
European
African
Latino
0.35
0.50
0.71
1.0
1.41
2.0
Odds Ratio

6:32600340 – rs28383330

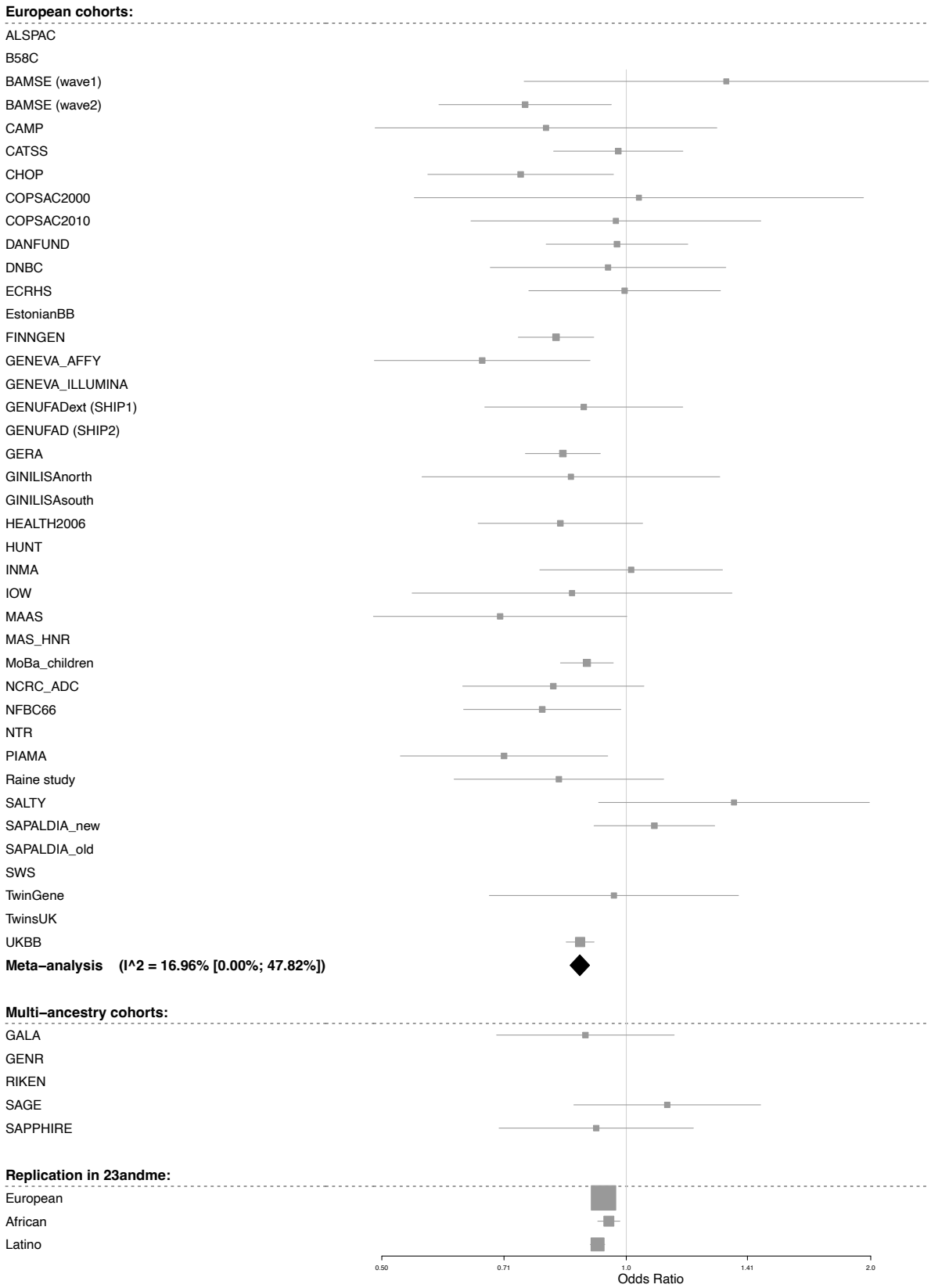

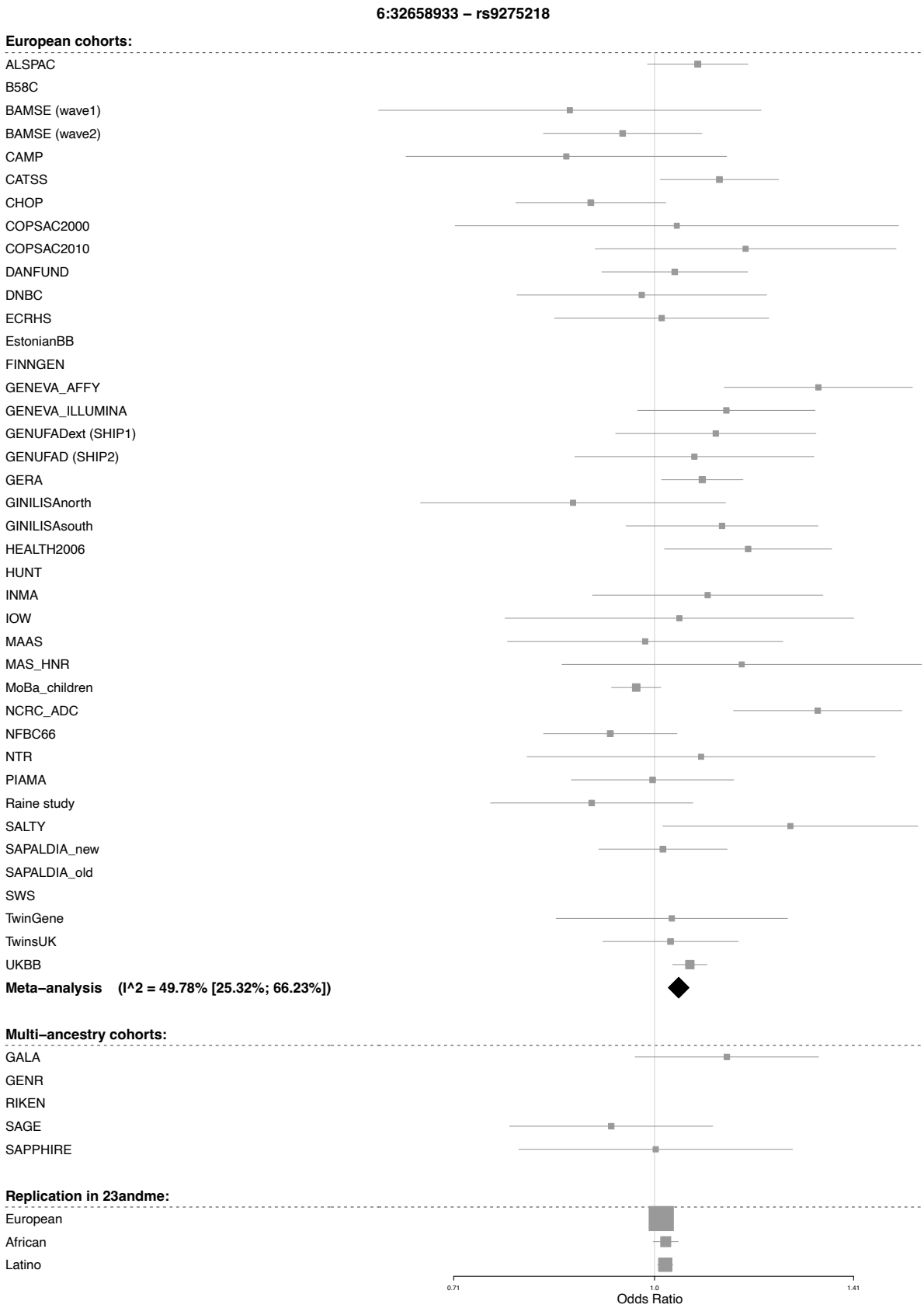
6:32658933 – rs9275218
European cohorts:
ALSPAC
B58C
BAMSE (wave1)
BAMSE (wave2)
CAMP
CATSS
CHOP
COPSAC2000
COPSAC2010
DANFUND
DNBC
ECRHS
EstonianBB
FINNGEN
GENEVA_AFFY
GENEVA_ILLUMINA
GENUFADext (SHIP1)
GENUFAD (SHIP2)
GERA
GINILISAnorth
GINILISAsouth
HEALTH2006
HUNT
INMA
IOW
MAAS
MAS_HNR
MoBa_children
NCRC_ADC
NFBC66
NTR
PIAMA
Raine study
SALTY
SAPALDIA_new
SAPALDIA_old
SWS
TwinGene
TwinsUK
UKBB
Meta–analysis (I^2 = 49.78% [25.32%; 66.23%])
Multi–ancestry cohorts:
GALA
GENR
RIKEN
SAGE
SAPPHIRE
Replication in 23andme:
European
African
Latino
0.71
1.0
1.41
Odds Ratio

6:90930513 – rs72925996

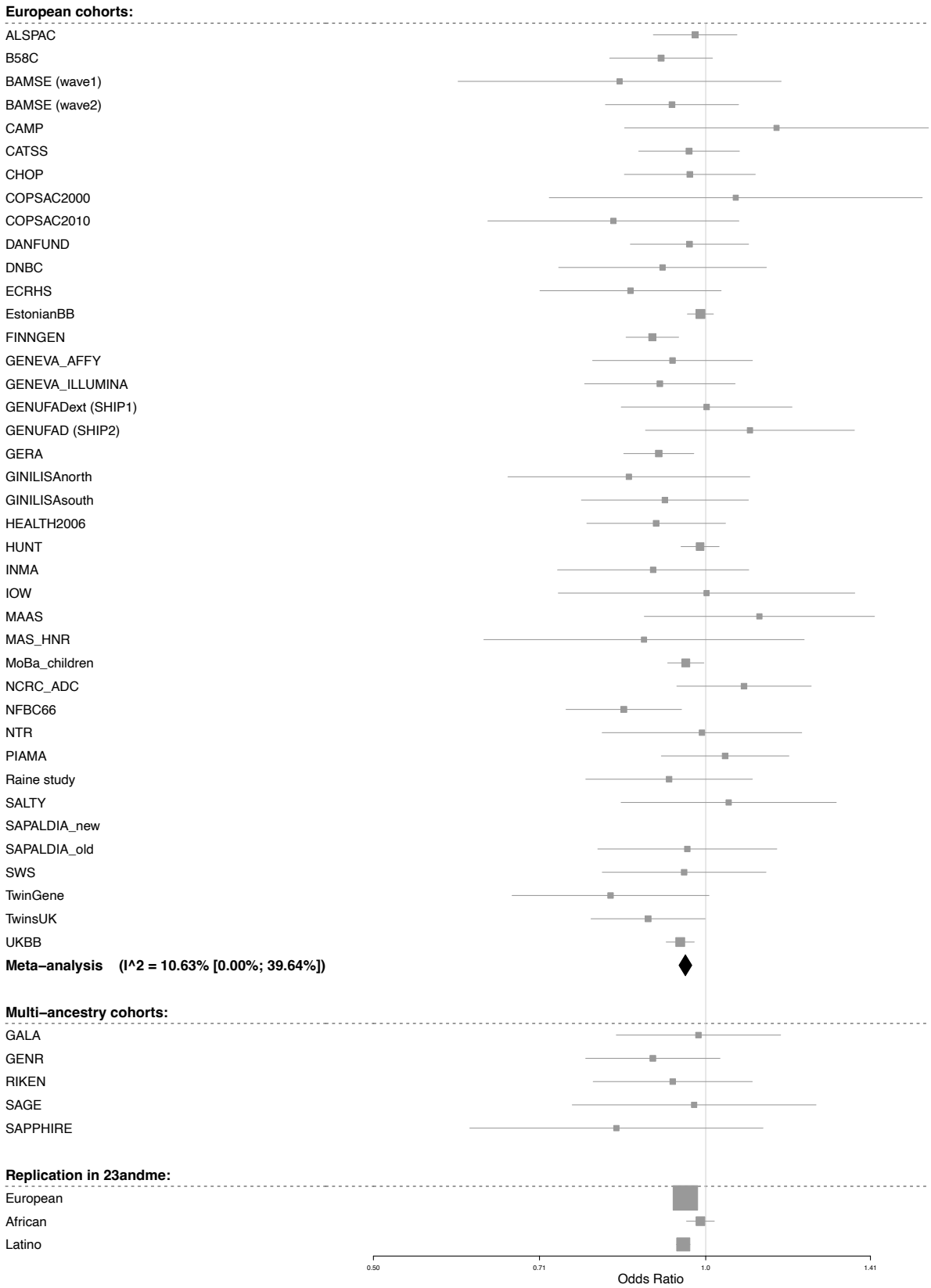

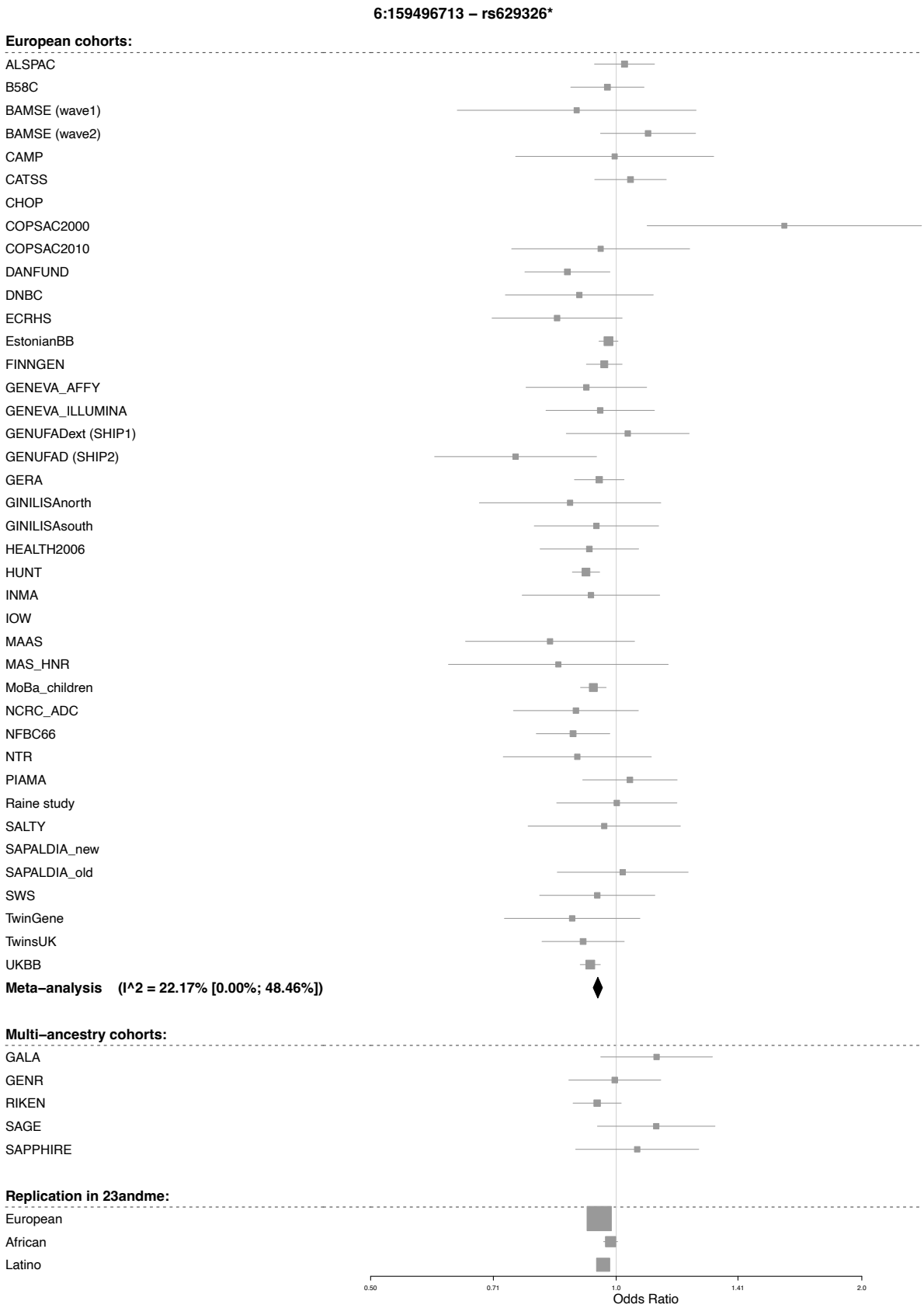
6:159496713 – rs629326*
European cohorts:
ALSPAC
B58C
BAMSE (wave1)
BAMSE (wave2)
CAMP
CATSS
CHOP
COPSAC2000
COPSAC2010
DANFUND
DNBC
ECRHS
EstonianBB
FINNGEN
GENEVA_AFFY
GENEVA_ILLUMINA
GENUFADext (SHIP1)
GENUFAD (SHIP2)
GERA
GINILISAnorth
GINILISAsouth
HEALTH2006
HUNT
INMA
IOW
MAAS
MAS_HNR
MoBa_children
NCRC_ADC
NFBC66
NTR
PIAMA
Raine study
SALTY
SAPALDIA_new
SAPALDIA_old
SWS
TwinGene
TwinsUK
UKBB
Meta–analysis (I^2 = 22.17% [0.00%; 48.46%])
Multi–ancestry cohorts:
GALA
GENR
RIKEN
SAGE
SAPPHIRE
Replication in 23andme:
European
African
Latino
0.50
0.71
1.0
1.41
2.0
Odds Ratio

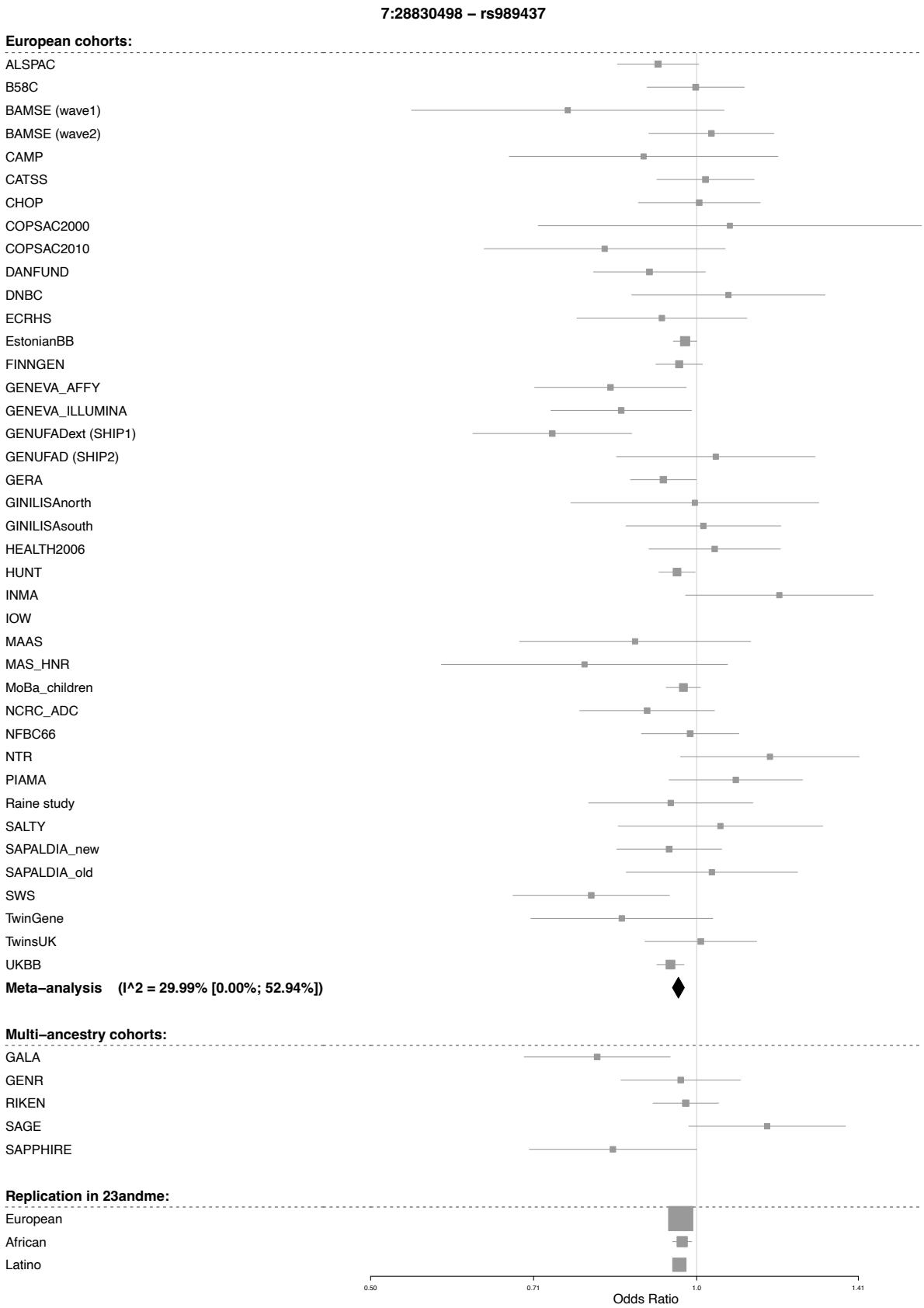
7:28830498 – rs989437
European cohorts:
ALSPAC
B58C
BAMSE (wave1)
BAMSE (wave2)
CAMP
CATSS
CHOP
COPSAC2000
COPSAC2010
DANFUND
DNBC
ECRHS
EstonianBB
FINNGEN
GENEVA_AFFY
GENEVA_ILLUMINA
GENUFADext (SHIP1)
GENUFAD (SHIP2)
GERA
GINILISAnorth
GINILISAsouth
HEALTH2006
HUNT
INMA
IOW
MAAS
MAS_HNR
MoBa_children
NCRC_ADC
NFBC66
NTR
PIAMA
Raine study
SALTY
SAPALDIA_new
SAPALDIA_old
SWS
TwinGene
TwinsUK
UKBB
Meta–analysis (I^2 = 29.99% [0.00%; 52.94%])
Multi–ancestry cohorts:
GALA
GENR
RIKEN
SAGE
SAPPHIRE
Replication in 23andme:
European
African
Latino
0.50
0.71
1.0
1.41
Odds Ratio

8:21767240 – rs34215892

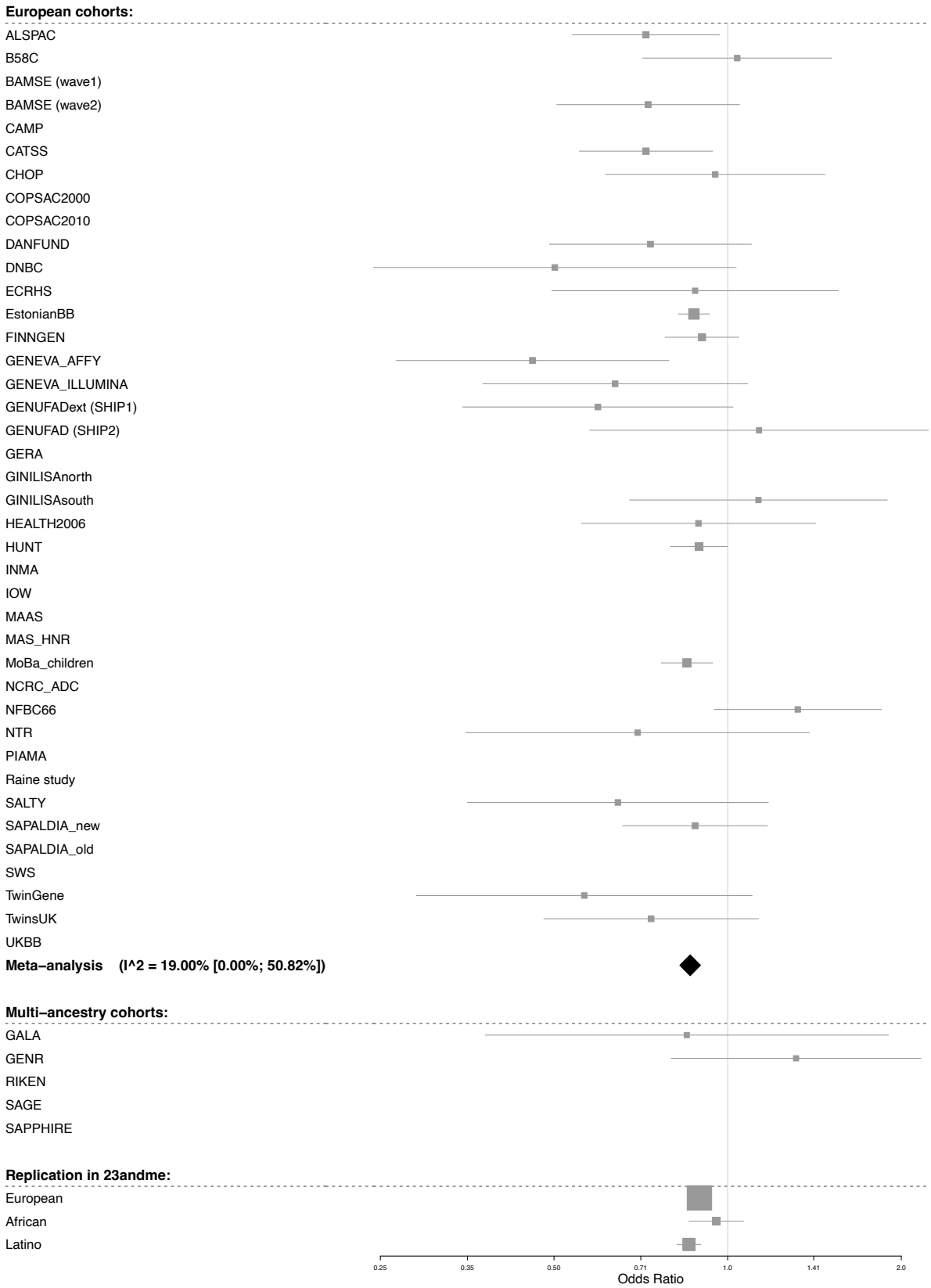

8:21767809 – rs118162691

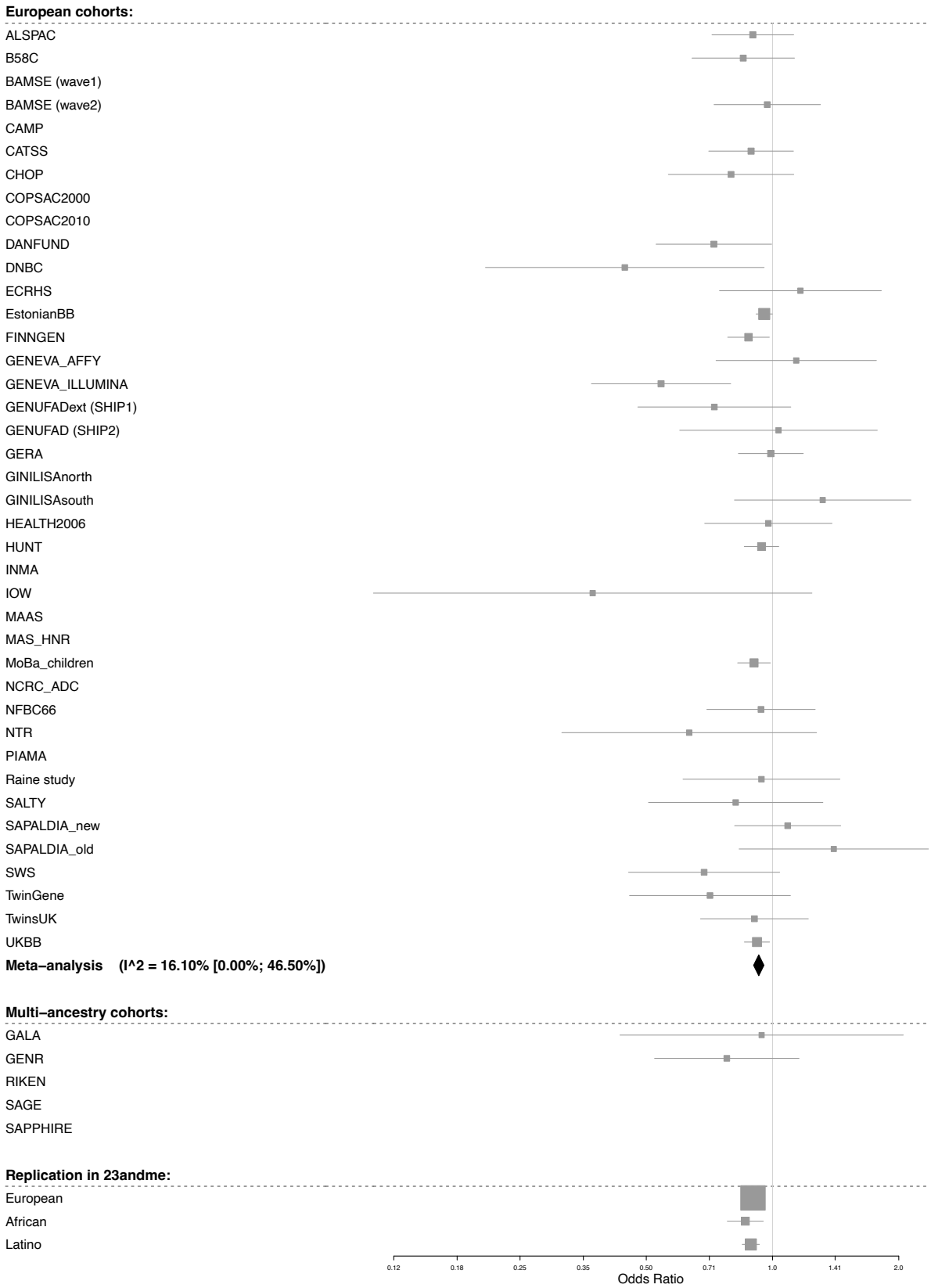

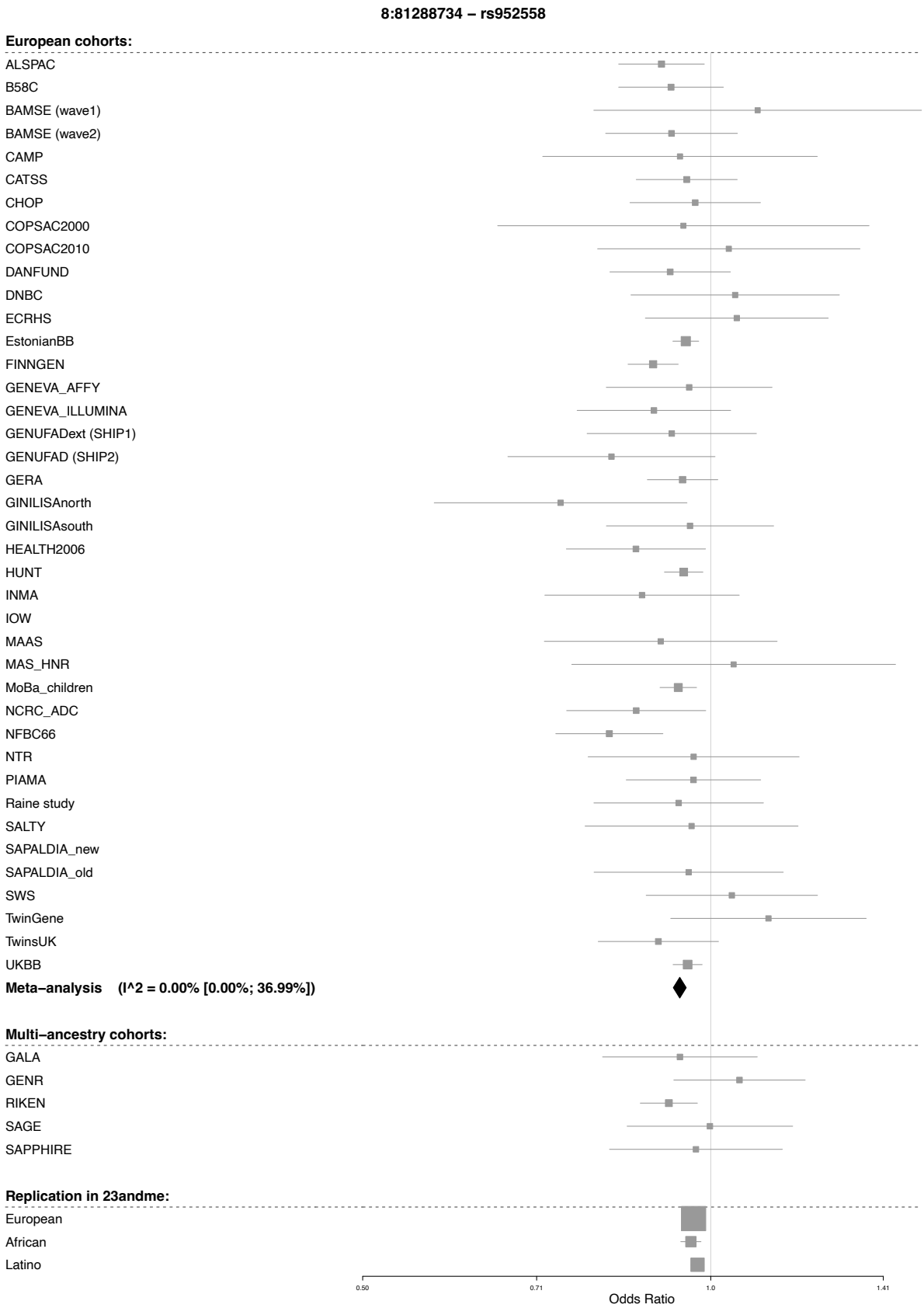
8:81288734 – rs952558
European cohorts:
ALSPAC
B58C
BAMSE (wave1)
BAMSE (wave2)
CAMP
CATSS
CHOP
COPSAC2000
COPSAC2010
DANFUND
DNBC
ECRHS
EstonianBB
FINNGEN
GENEVA_AFFY
GENEVA_ILLUMINA
GENUFADext (SHIP1)
GENUFAD (SHIP2)
GERA
GINILISAnorth
GINILISAsouth
HEALTH2006
HUNT
INMA
IOW
MAAS
MAS_HNR
MoBa_children
NCRC_ADC
NFBC66
NTR
PIAMA
Raine study
SALTY
SAPALDIA_new
SAPALDIA_old
SWS
TwinGene
TwinsUK
UKBB
Meta–analysis (I^2 = 0.00% [0.00%; 36.99%])
Multi–ancestry cohorts:
GALA
GENR
RIKEN
SAGE
SAPPHIRE
Replication in 23andme:
European
African
Latino
0.50
0.71
1.0
1.41
Odds Ratio

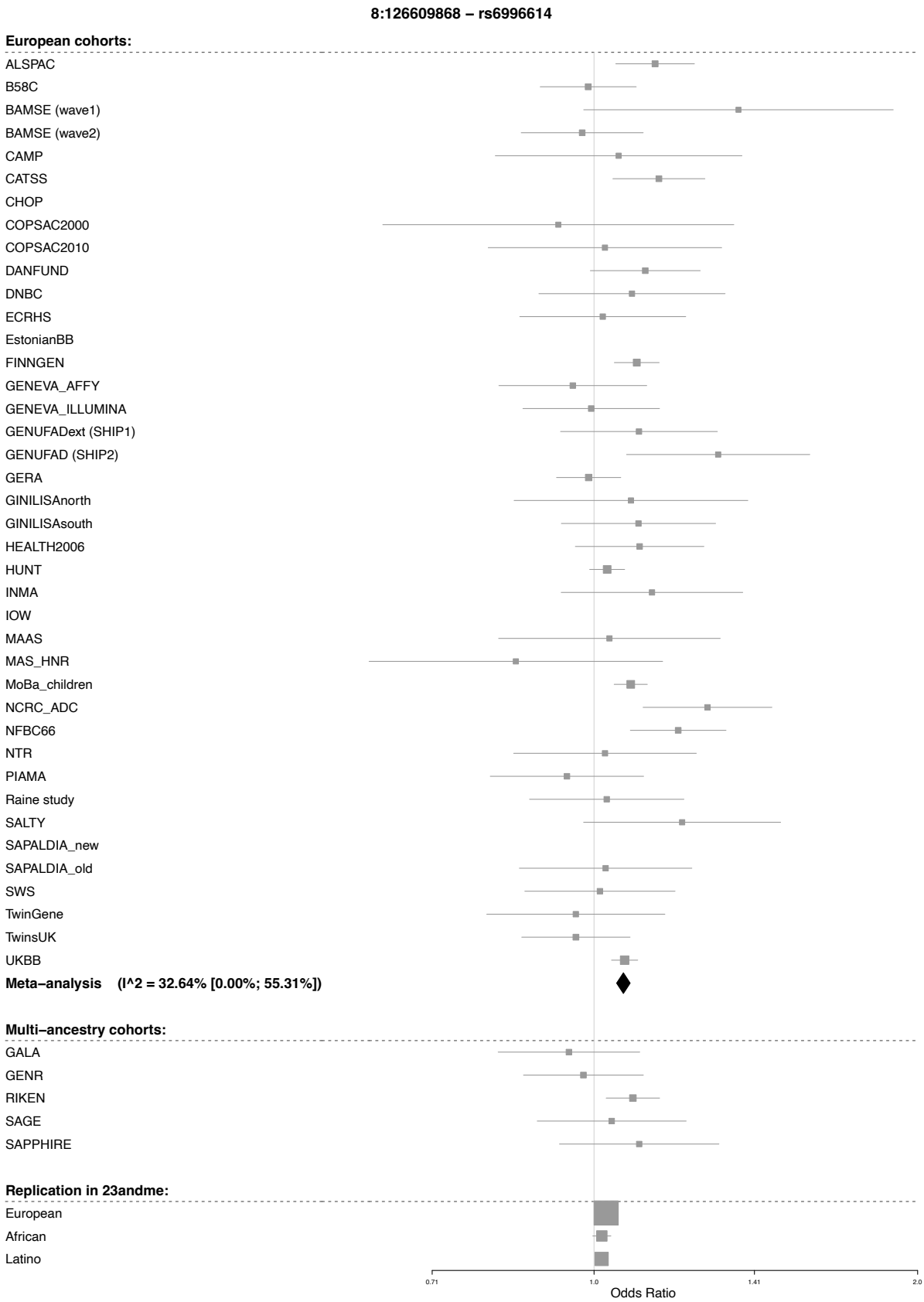
8:126609868 – rs6996614
European cohorts:
ALSPAC
B58C
BAMSE (wave1)
BAMSE (wave2)
CAMP
CATSS
CHOP
COPSAC2000
COPSAC2010
DANFUND
DNBC
ECRHS
EstonianBB
FINNGEN
GENEVA_AFFY
GENEVA_ILLUMINA
GENUFADext (SHIP1)
GENUFAD (SHIP2)
GERA
GINILISAnorth
GINILISAsouth
HEALTH2006
HUNT
INMA
IOW
MAAS
MAS_HNR
MoBa_children
NCRC_ADC
NFBC66
NTR
PIAMA
Raine study
SALTY
SAPALDIA_new
SAPALDIA_old
SWS
TwinGene
TwinsUK
UKBB
Meta–analysis (I^2 = 32.64% [0.00%; 55.31%])
Multi–ancestry cohorts:
GALA
GENR
RIKEN
SAGE
SAPPHIRE
Replication in 23andme:
European
African
Latino
0.71
1.0
1.41
2.0
Odds Ratio

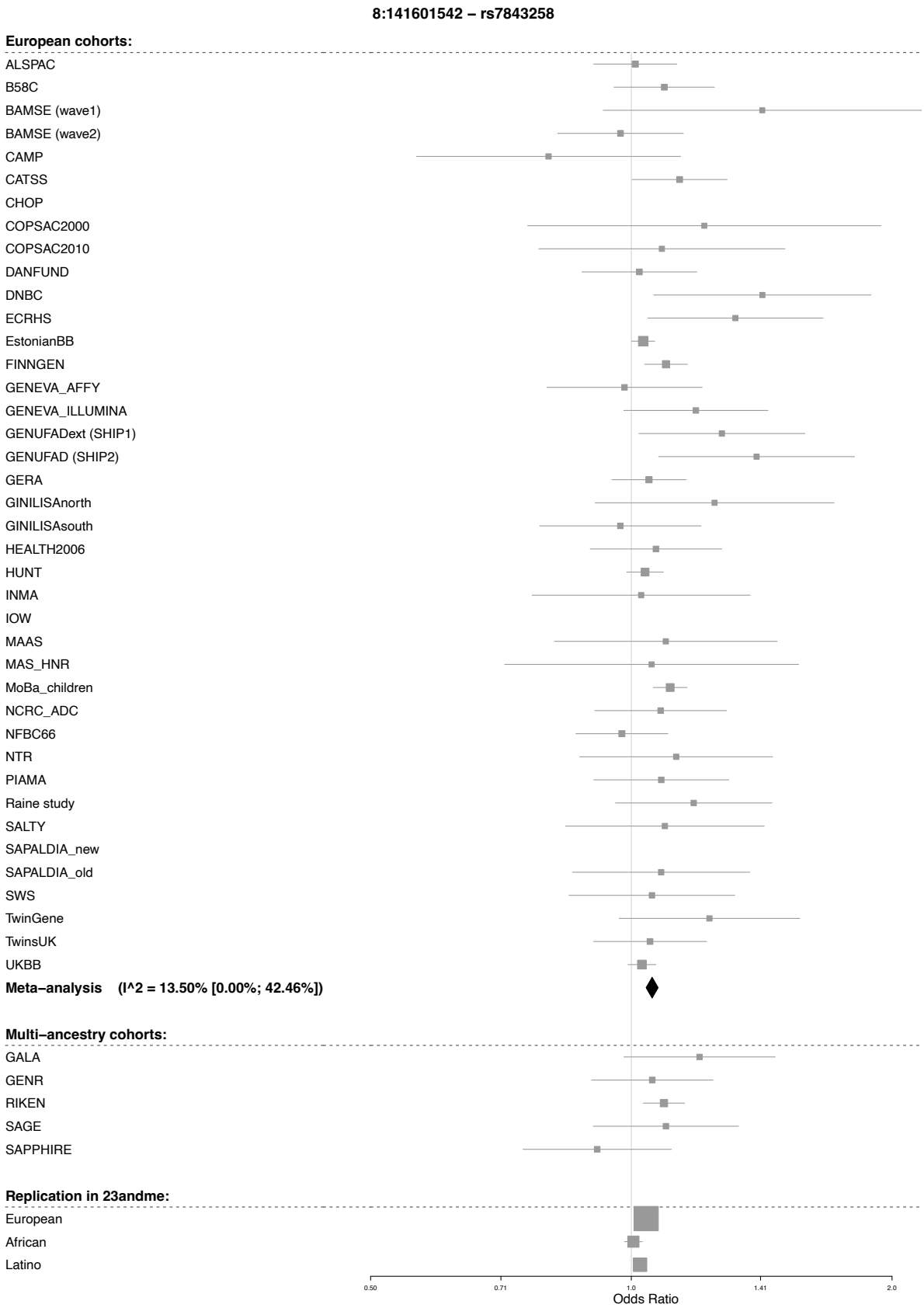
8:141601542 – rs7843258
European cohorts:
ALSPAC
B58C
BAMSE (wave1)
BAMSE (wave2)
CAMP
CATSS
CHOP
COPSAC2000
COPSAC2010
DANFUND
DNBC
ECRHS
EstonianBB
FINNGEN
GENEVA_AFFY
GENEVA_ILLUMINA
GENUFADext (SHIP1)
GENUFAD (SHIP2)
GERA
GINILISAnorth
GINILISAsouth
HEALTH2006
HUNT
INMA
IOW
MAAS
MAS_HNR
MoBa_children
NCRC_ADC
NFBC66
NTR
PIAMA
Raine study
SALTY
SAPALDIA_new
SAPALDIA_old
SWS
TwinGene
TwinsUK
UKBB
Meta–analysis (I^2 = 13.50% [0.00%; 42.46%])
Multi–ancestry cohorts:
GALA
GENR
RIKEN
SAGE
SAPPHIRE
Replication in 23andme:
European
African
Latino
0.50
0.71
1.0
1.41
2.0
Odds Ratio

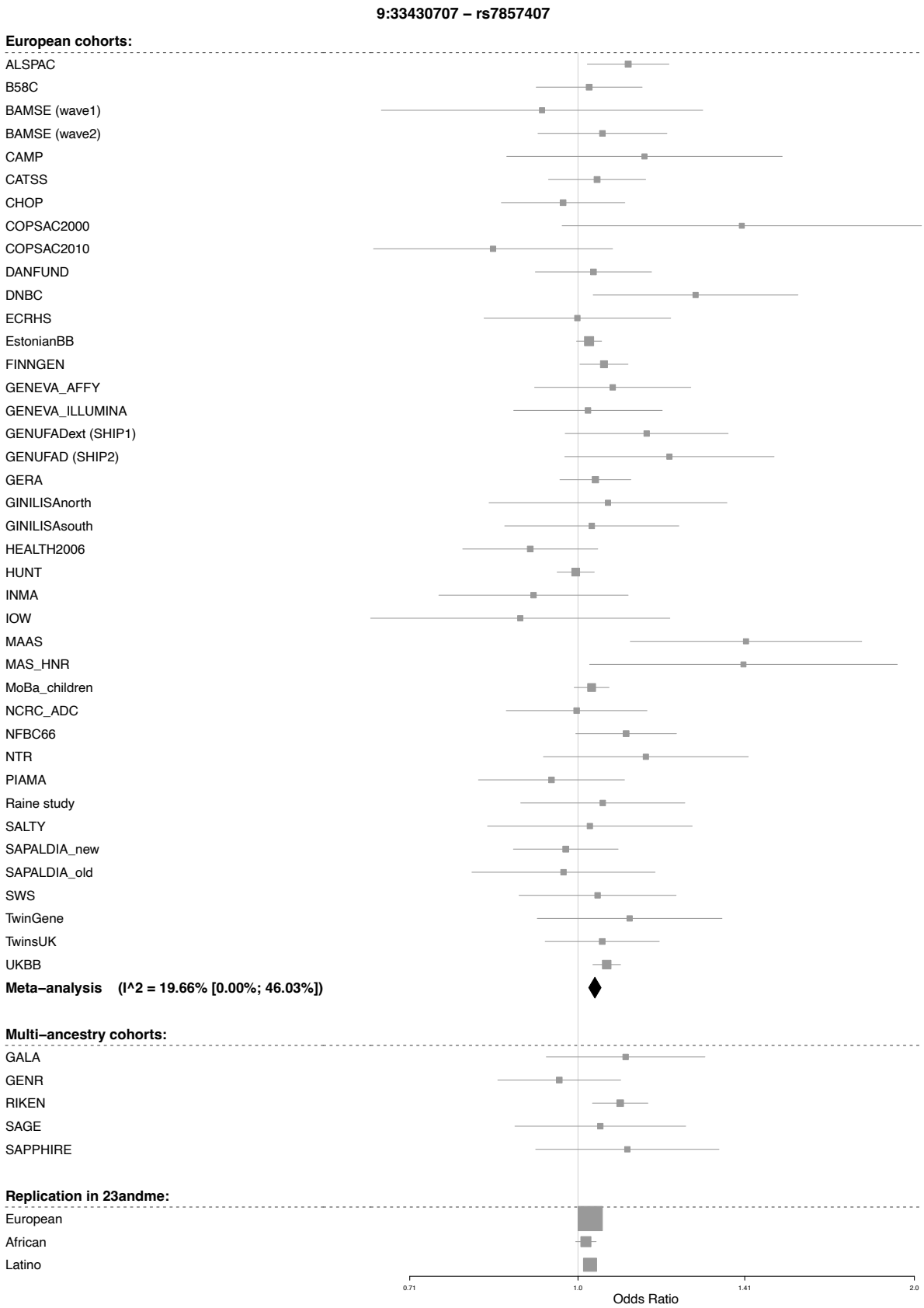
9:33430707 – rs7857407
European cohorts:
ALSPAC
B58C
BAMSE (wave1)
BAMSE (wave2)
CAMP
CATSS
CHOP
COPSAC2000
COPSAC2010
DANFUND
DNBC
ECRHS
EstonianBB
FINNGEN
GENEVA_AFFY
GENEVA_ILLUMINA
GENUFADext (SHIP1)
GENUFAD (SHIP2)
GERA
GINILISAnorth
GINILISAsouth
HEALTH2006
HUNT
INMA
IOW
MAAS
MAS_HNR
MoBa_children
NCRC_ADC
NFBC66
NTR
PIAMA
Raine study
SALTY
SAPALDIA_new
SAPALDIA_old
SWS
TwinGene
TwinsUK
UKBB
Meta–analysis (I^2 = 19.66% [0.00%; 46.03%])
Multi–ancestry cohorts:
GALA
GENR
RIKEN
SAGE
SAPPHIRE
Replication in 23andme:
European
African
Latino
0.71
1.0
1.41
2.0
Odds Ratio

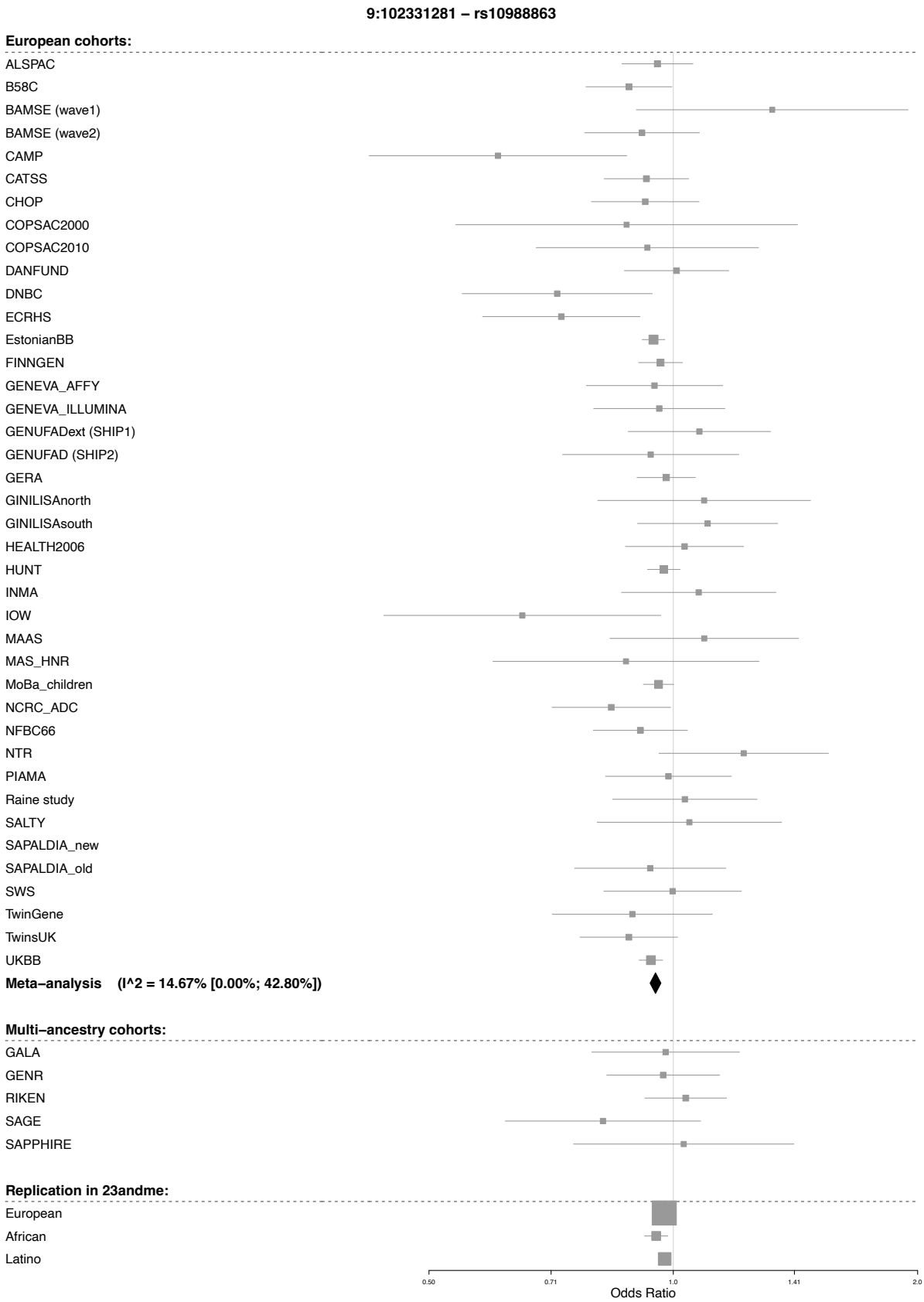
9:102331281 – rs10988863
European cohorts:
ALSPAC
B58C
BAMSE (wave1)
BAMSE (wave2)
CAMP
CATSS
CHOP
COPSAC2000
COPSAC2010
DANFUND
DNBC
ECRHS
EstonianBB
FINNGEN
GENEVA_AFFY
GENEVA_ILLUMINA
GENUFADext (SHIP1)
GENUFAD (SHIP2)
GERA
GINILISAnorth
GINILISAsouth
HEALTH2006
HUNT
INMA
IOW
MAAS
MAS_HNR
MoBa_children
NCRC_ADC
NFBC66
NTR
PIAMA
Raine study
SALTY
SAPALDIA_new
SAPALDIA_old
SWS
TwinGene
TwinsUK
UKBB
Meta–analysis (I^2 = 14.67% [0.00%; 42.80%])
Multi–ancestry cohorts:
GALA
GENR
RIKEN
SAGE
SAPPHIRE
Replication in 23andme:
European
African
Latino
0.50
0.71
1.0
1.41
2.0
Odds Ratio

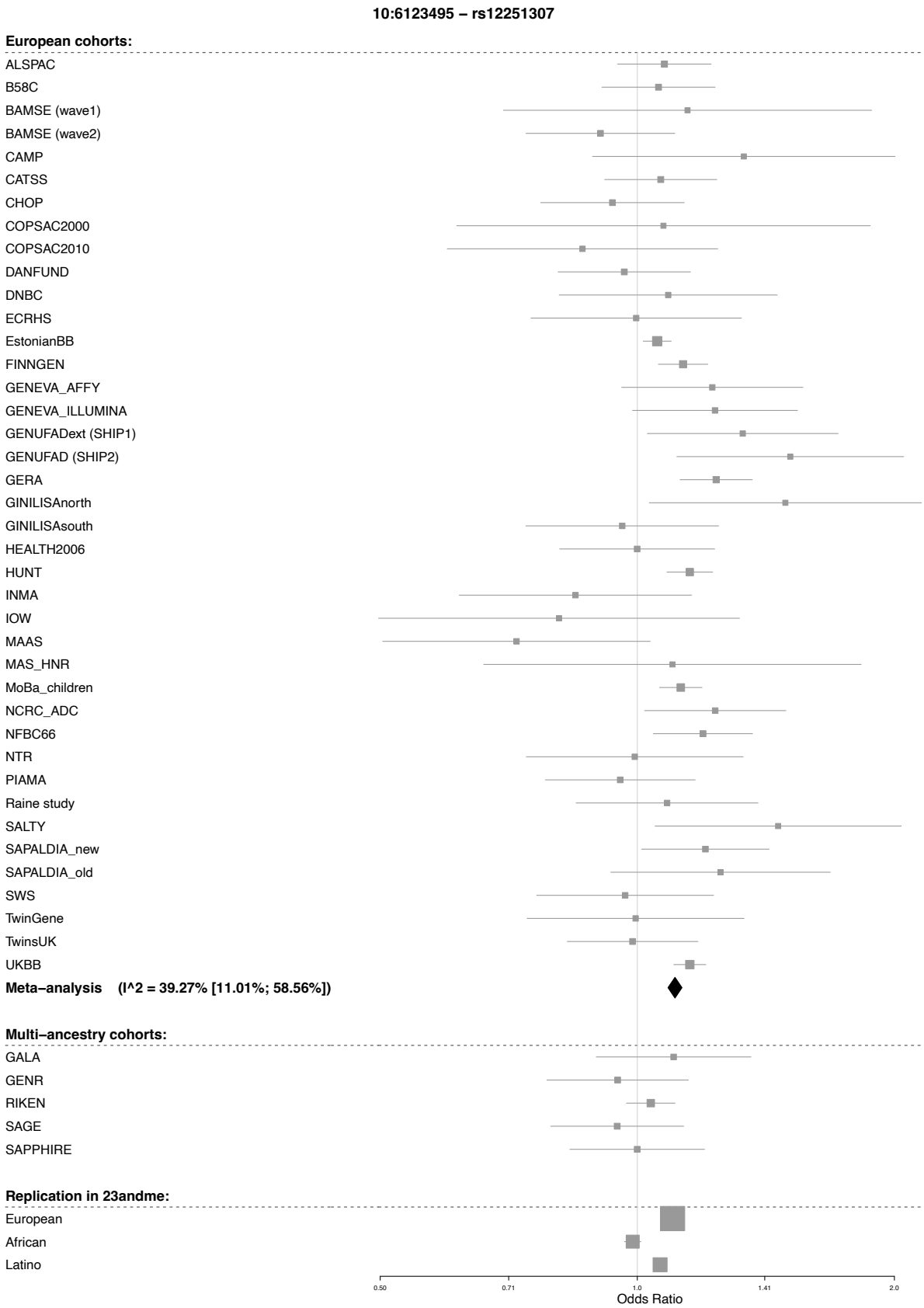
10:6123495 – rs12251307
European cohorts:
ALSPAC
B58C
BAMSE (wave1)
BAMSE (wave2)
CAMP
CATSS
CHOP
COPSAC2000
COPSAC2010
DANFUND
DNBC
ECRHS
EstonianBB
FINNGEN
GENEVA_AFFY
GENEVA_ILLUMINA
GENUFADext (SHIP1)
GENUFAD (SHIP2)
GERA
GINILISAnorth
GINILISAsouth
HEALTH2006
HUNT
INMA
IOW
MAAS
MAS_HNR
MoBa_children
NCRC_ADC
NFBC66
NTR
PIAMA
Raine study
SALTY
SAPALDIA_new
SAPALDIA_old
SWS
TwinGene
TwinsUK
UKBB
Meta–analysis (I^2 = 39.27% [11.01%; 58.56%])
Multi–ancestry cohorts:
GALA
GENR
RIKEN
SAGE
SAPPHIRE
Replication in 23andme:
European
African
Latino
0.50
0.71
1.0
1.41
2.0
Odds Ratio

10:6627700 – rs10796303

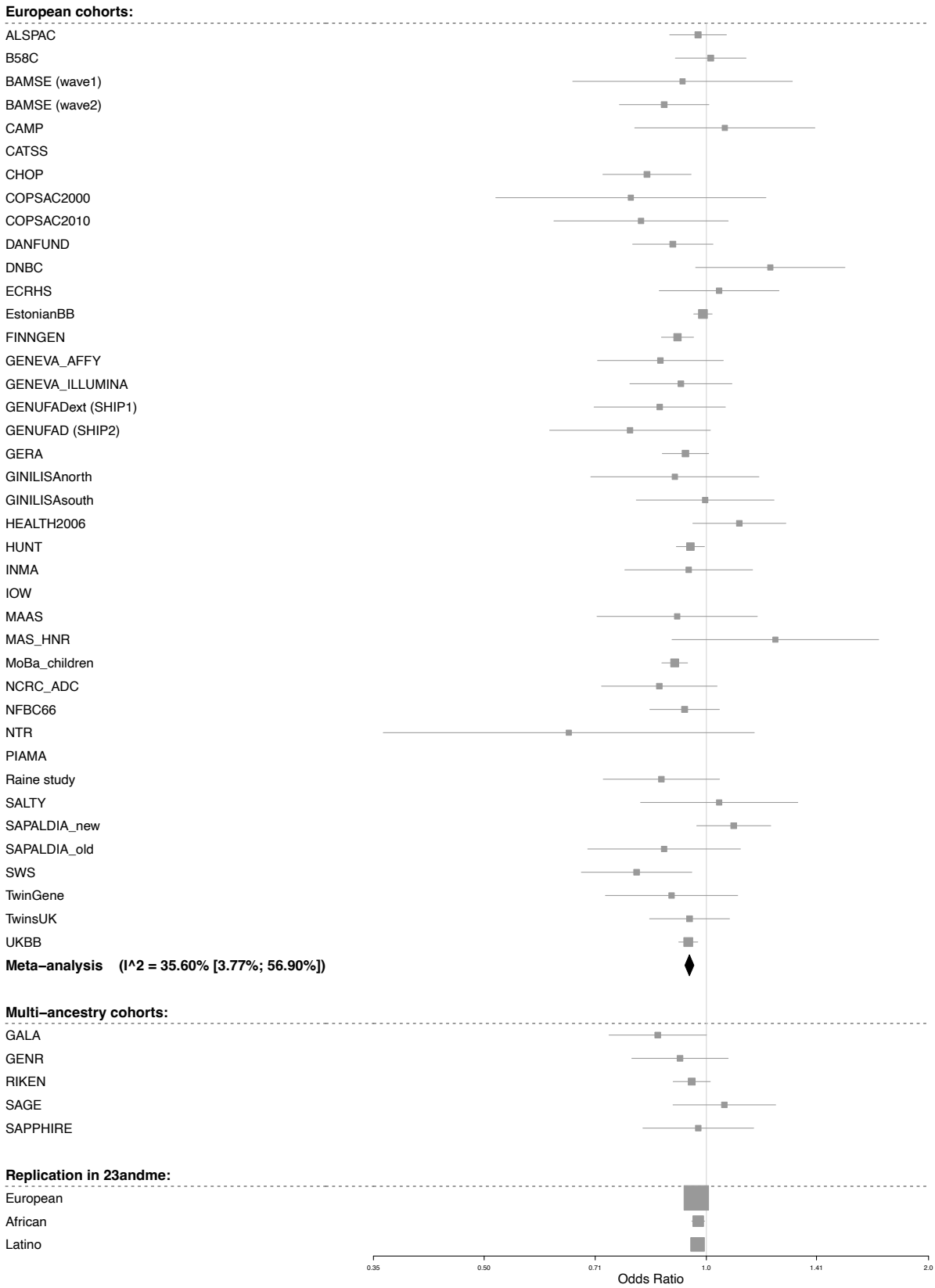

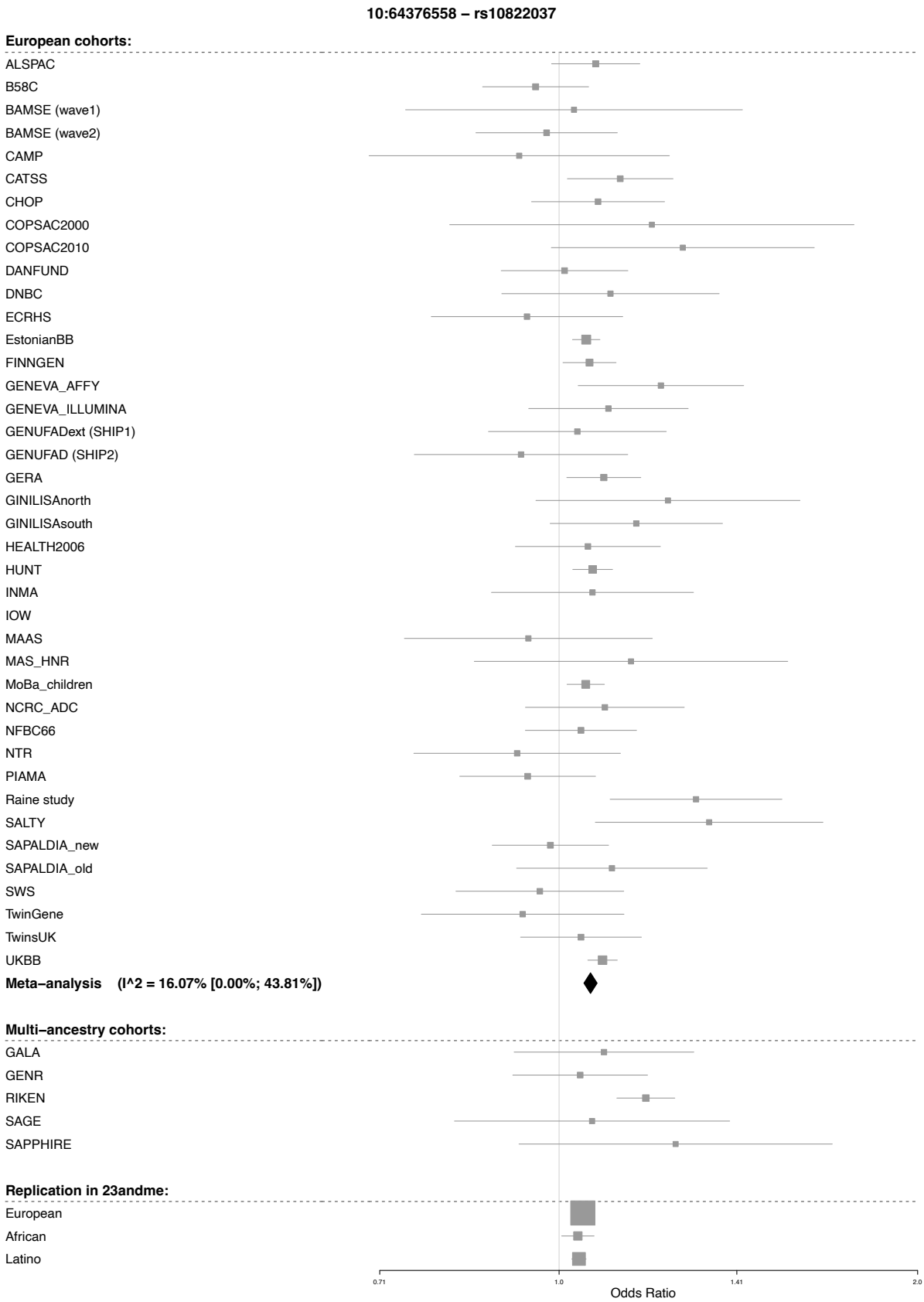
10:64376558 – rs10822037
European cohorts:
ALSPAC
B58C
BAMSE (wave1)
BAMSE (wave2)
CAMP
CATSS
CHOP
COPSAC2000
COPSAC2010
DANFUND
DNBC
ECRHS
EstonianBB
FINNGEN
GENEVA_AFFY
GENEVA_ILLUMINA
GENUFADext (SHIP1)
GENUFAD (SHIP2)
GERA
GINILISAnorth
GINILISAsouth
HEALTH2006
HUNT
INMA
IOW
MAAS
MAS_HNR
MoBa_children
NCRC_ADC
NFBC66
NTR
PIAMA
Raine study
SALTY
SAPALDIA_new
SAPALDIA_old
SWS
TwinGene
TwinsUK
UKBB
Meta–analysis (I^2 = 16.07% [0.00%; 43.81%])
Multi–ancestry cohorts:
GALA
GENR
RIKEN
SAGE
SAPPHIRE
Replication in 23andme:
European
African
Latino
0.71
1.0
1.41
2.0
Odds Ratio

11:36365253 – rs10836538

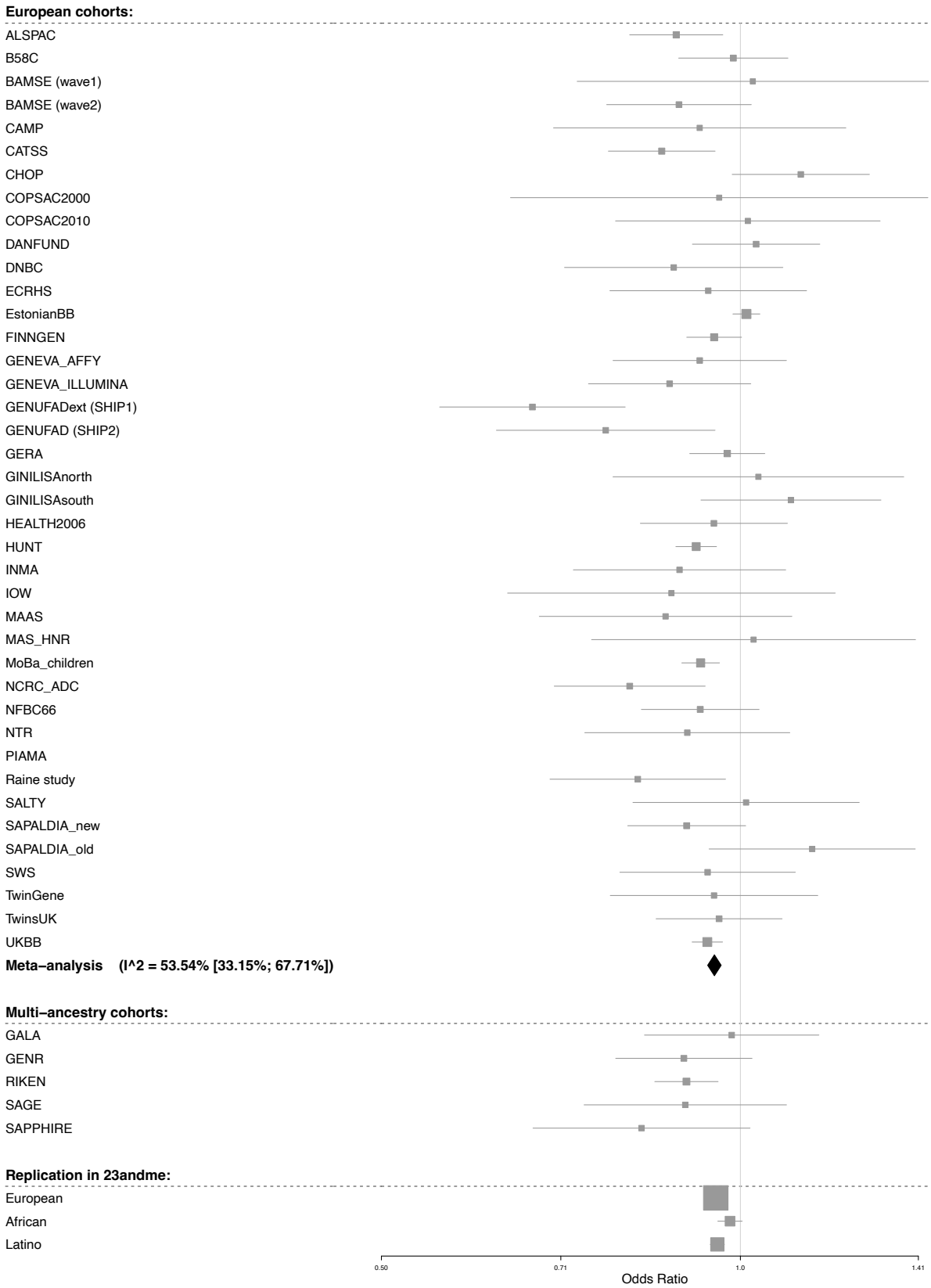

11:36428447 – rs28520436

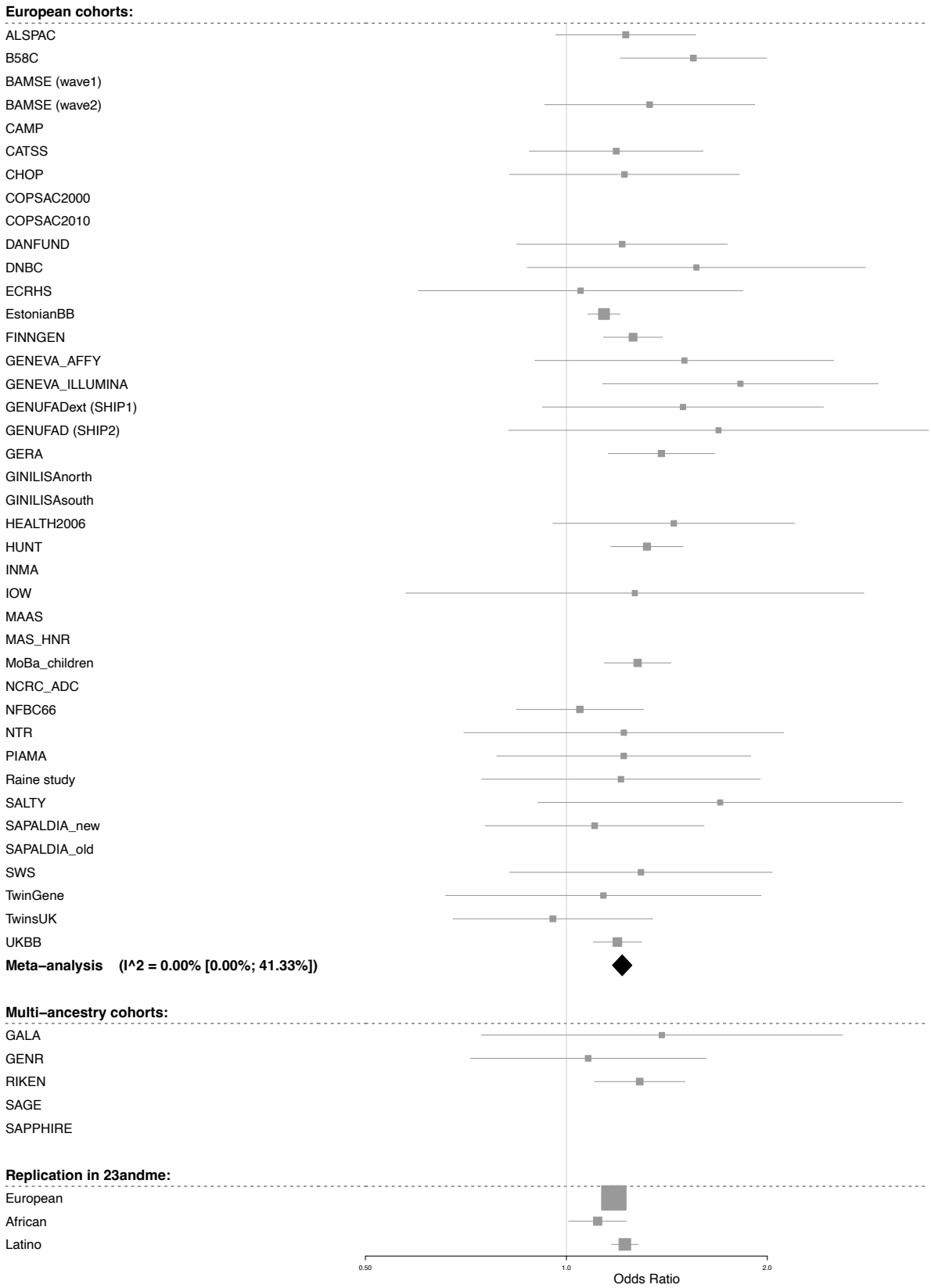

11:65559266 – rs10791824*

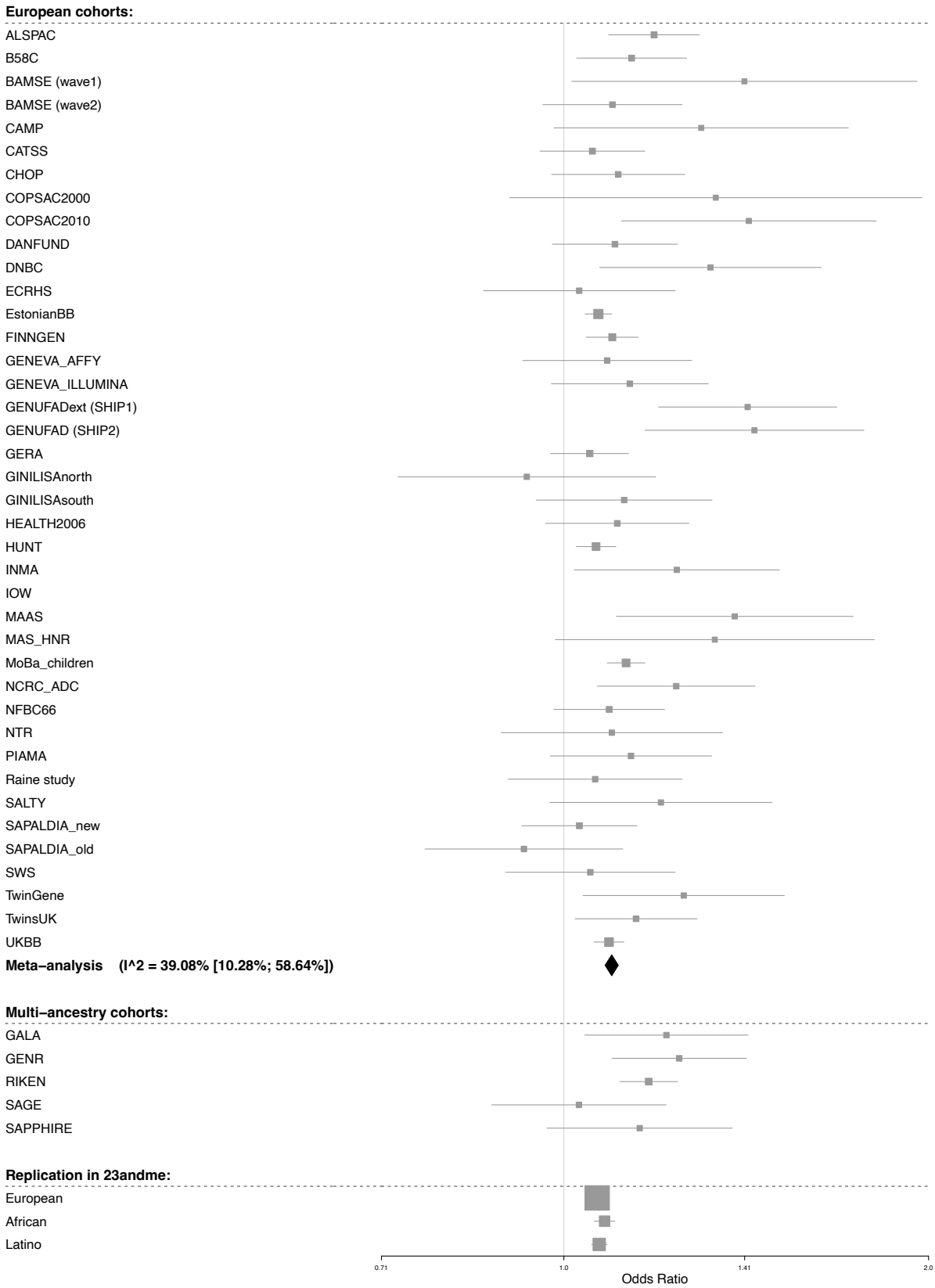

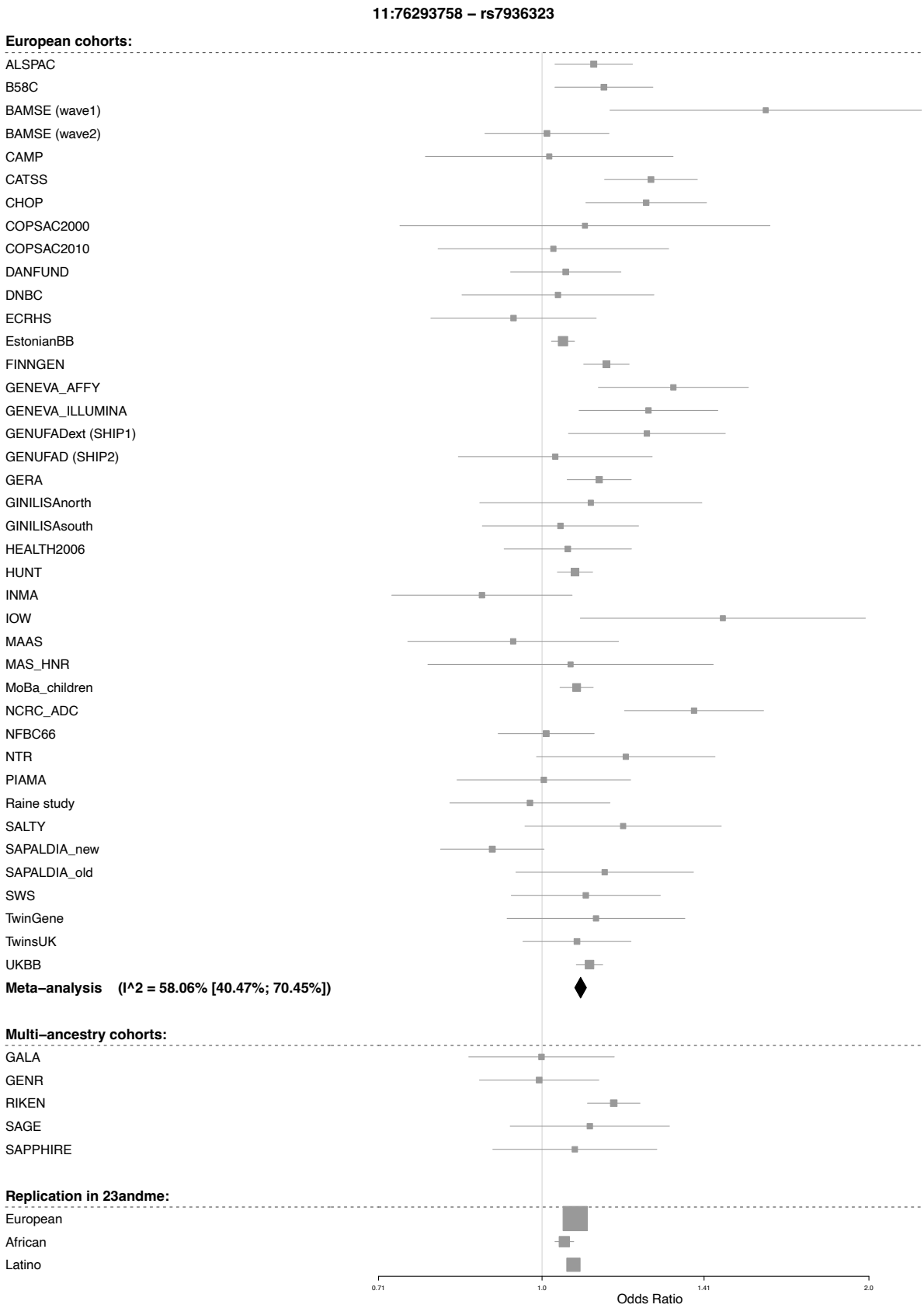
11:76293758 – rs7936323
European cohorts:
ALSPAC
B58C
BAMSE (wave1)
BAMSE (wave2)
CAMP
CATSS
CHOP
COPSAC2000
COPSAC2010
DANFUND
DNBC
ECRHS
EstonianBB
FINNGEN
GENEVA_AFFY
GENEVA_ILLUMINA
GENUFADext (SHIP1)
GENUFAD (SHIP2)
GERA
GINILISAnorth
GINILISAsouth
HEALTH2006
HUNT
INMA
IOW
MAAS
MAS_HNR
MoBa_children
NCRC_ADC
NFBC66
NTR
PIAMA
Raine study
SALTY
SAPALDIA_new
SAPALDIA_old
SWS
TwinGene
TwinsUK
UKBB
Meta–analysis (I^2 = 58.06% [40.47%; 70.45%])
Multi–ancestry cohorts:
GALA
GENR
RIKEN
SAGE
SAPPHIRE
Replication in 23andme:
European
African
Latino
0.71
1.0
1.41
2.0
Odds Ratio

11:76343427 – rs11236813

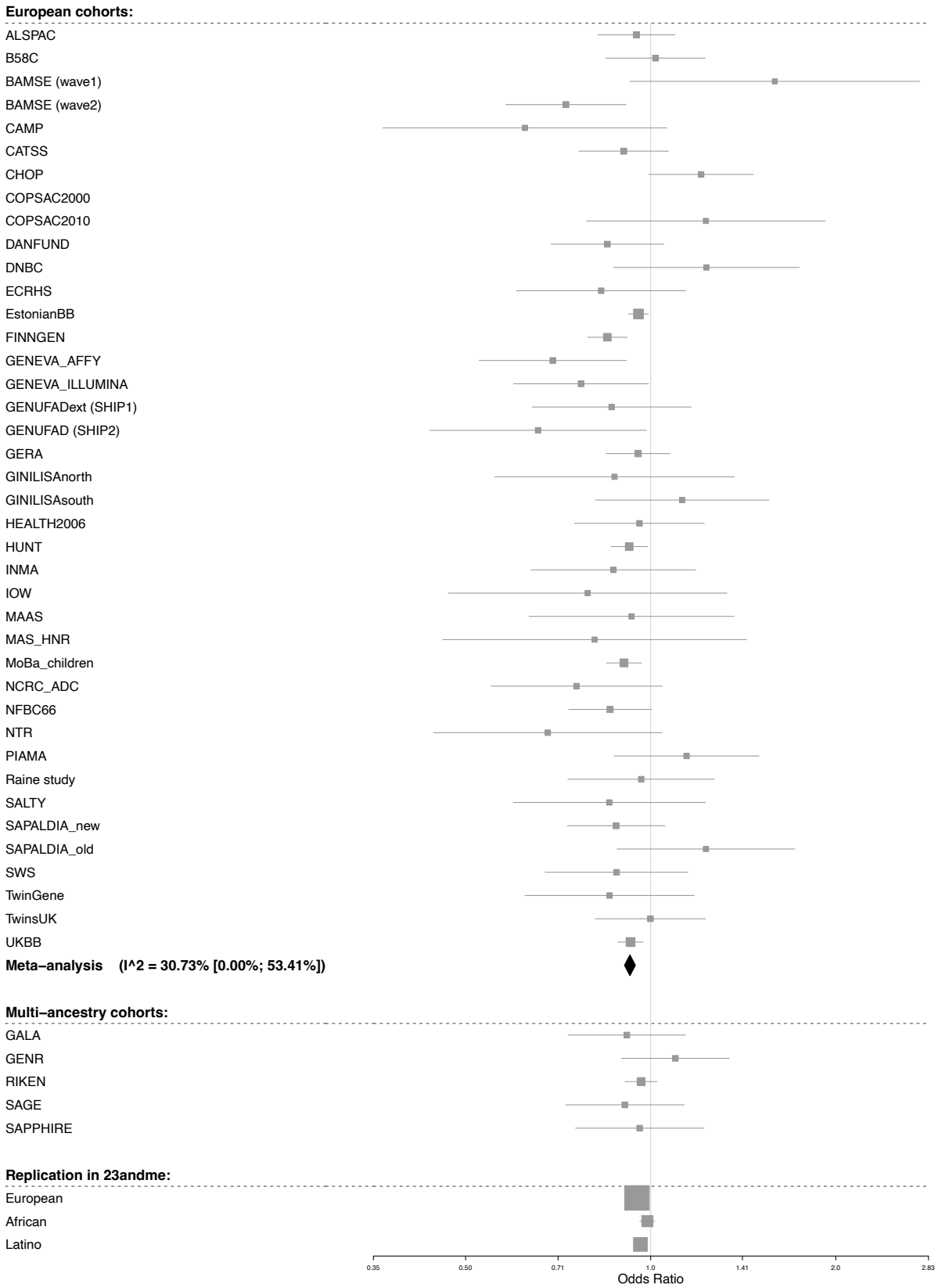

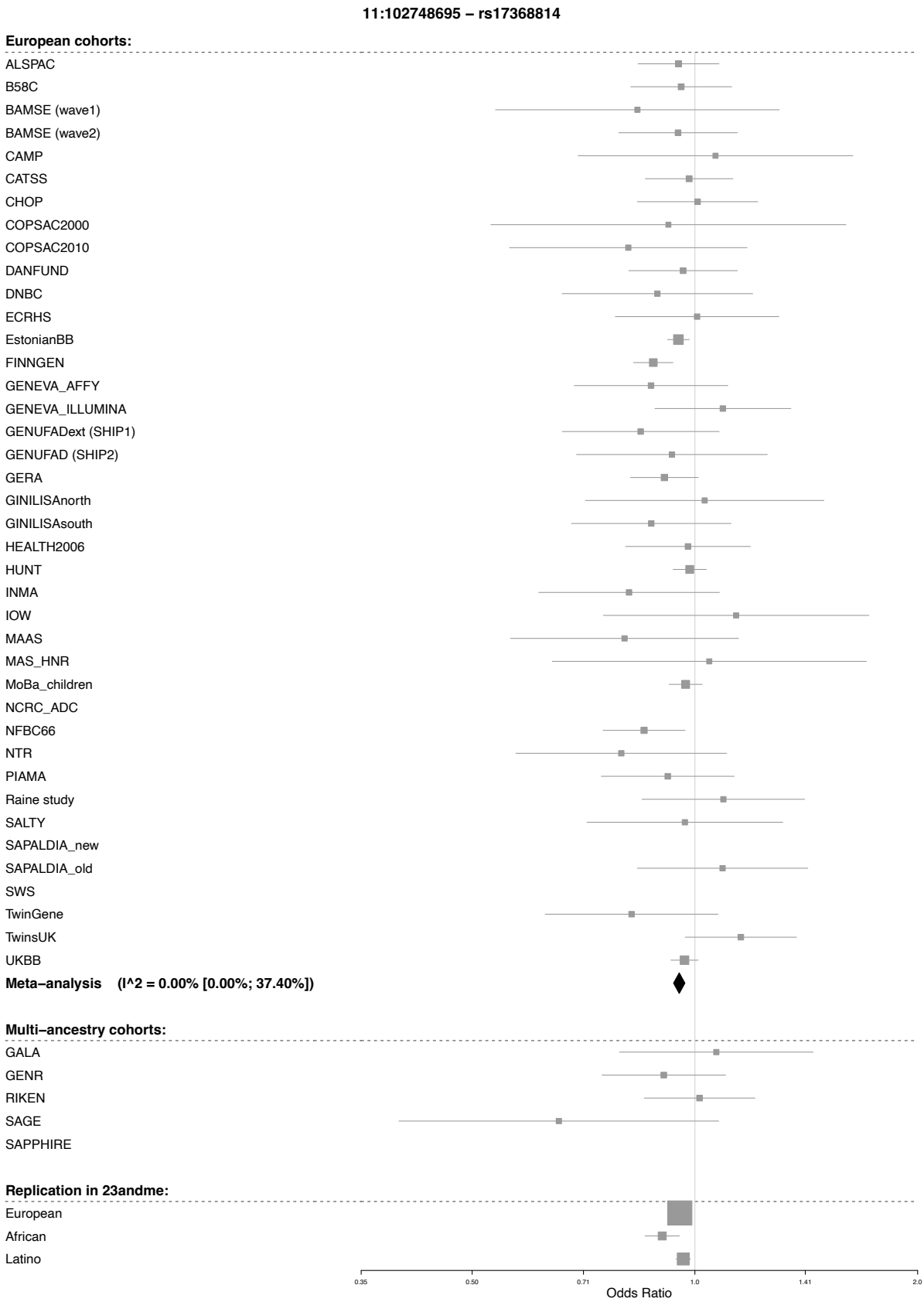
11:102748695 – rs17368814
European cohorts:
ALSPAC
B58C
BAMSE (wave1)
BAMSE (wave2)
CAMP
CATSS
CHOP
COPSAC2000
COPSAC2010
DANFUND
DNBC
ECRHS
EstonianBB
FINNGEN
GENEVA_AFFY
GENEVA_ILLUMINA
GENUFADext (SHIP1)
GENUFAD (SHIP2)
GERA
GINILISAnorth
GINILISAsouth
HEALTH2006
HUNT
INMA
IOW
MAAS
MAS_HNR
MoBa_children
NCRC_ADC
NFBC66
NTR
PIAMA
Raine study
SALTY
SAPALDIA_new
SAPALDIA_old
SWS
TwinGene
TwinsUK
UKBB
Meta–analysis (I^2 = 0.00% [0.00%; 37.40%])
Multi–ancestry cohorts:
GALA
GENR
RIKEN
SAGE
SAPPHIRE
Replication in 23andme:
European
African
Latino
0.35
0.50
0.71
1.0
1.41
2.0
Odds Ratio

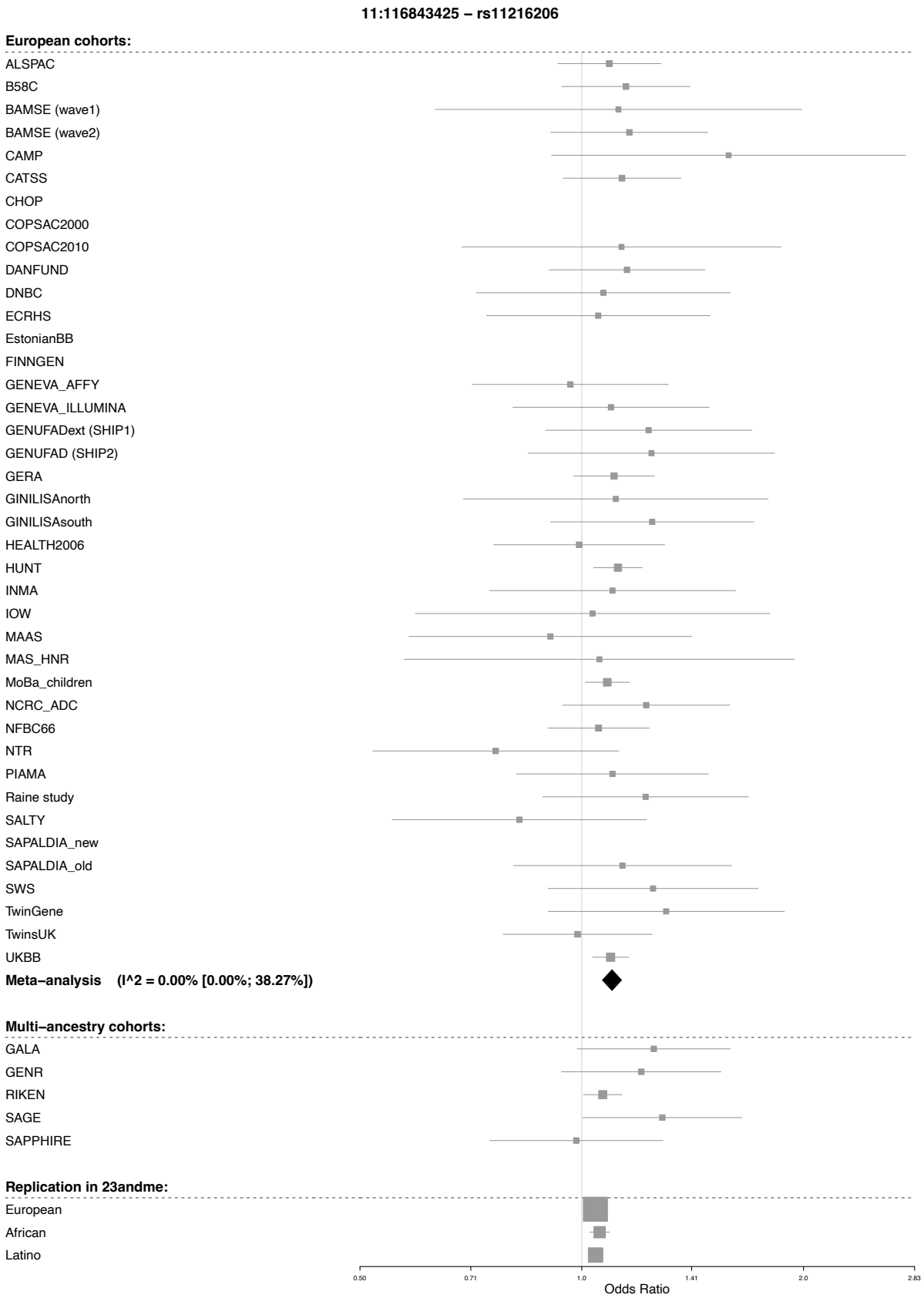
11:116843425 – rs11216206
European cohorts:
ALSPAC
B58C
BAMSE (wave1)
BAMSE (wave2)
CAMP
CATSS
CHOP
COPSAC2000
COPSAC2010
DANFUND
DNBC
ECRHS
EstonianBB
FINNGEN
GENEVA_AFFY
GENEVA_ILLUMINA
GENUFADext (SHIP1)
GENUFAD (SHIP2)
GERA
GINILISAnorth
GINILISAsouth
HEALTH2006
HUNT
INMA
IOW
MAAS
MAS_HNR
MoBa_children
NCRC_ADC
NFBC66
NTR
PIAMA
Raine study
SALTY
SAPALDIA_new
SAPALDIA_old
SWS
TwinGene
TwinsUK
UKBB
Meta–analysis (I^2 = 0.00% [0.00%; 38.27%])
Multi–ancestry cohorts:
GALA
GENR
RIKEN
SAGE
SAPPHIRE
Replication in 23andme:
European
African
Latino
0.50
0.71
1.0
1.41
2.0
2.83
Odds Ratio

11:118745884 – rs10790275

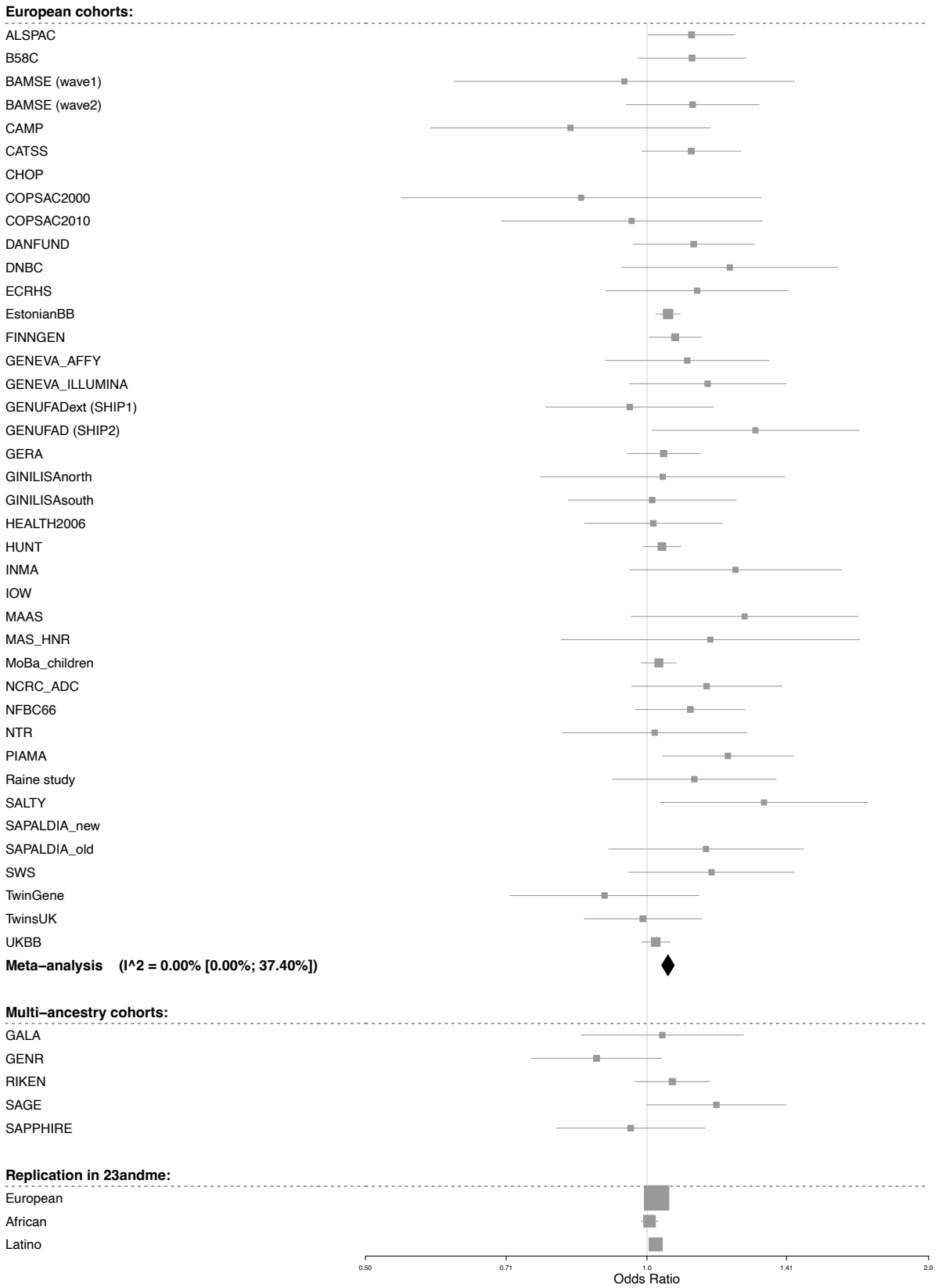

11:128187383 – rs7127307

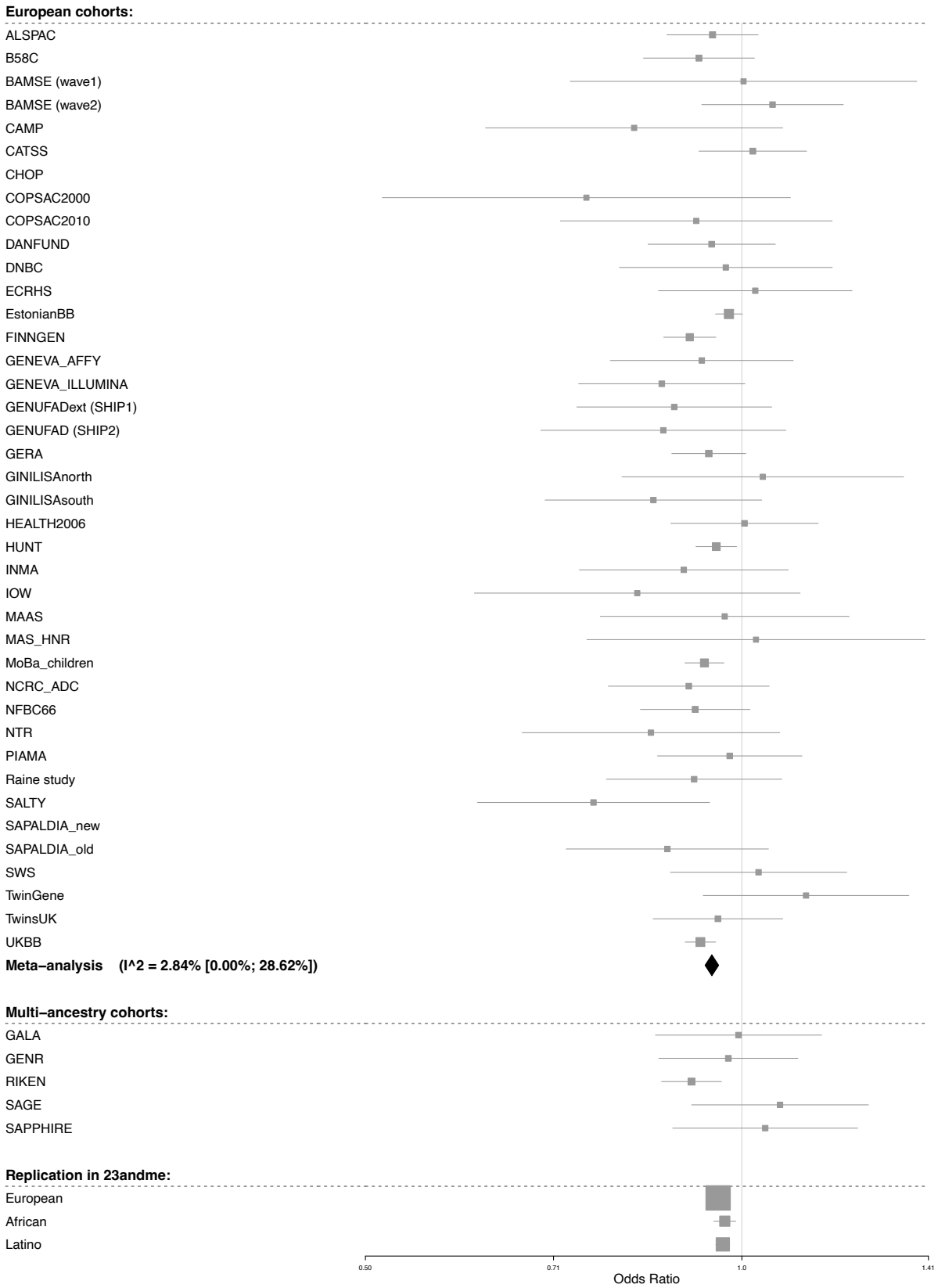

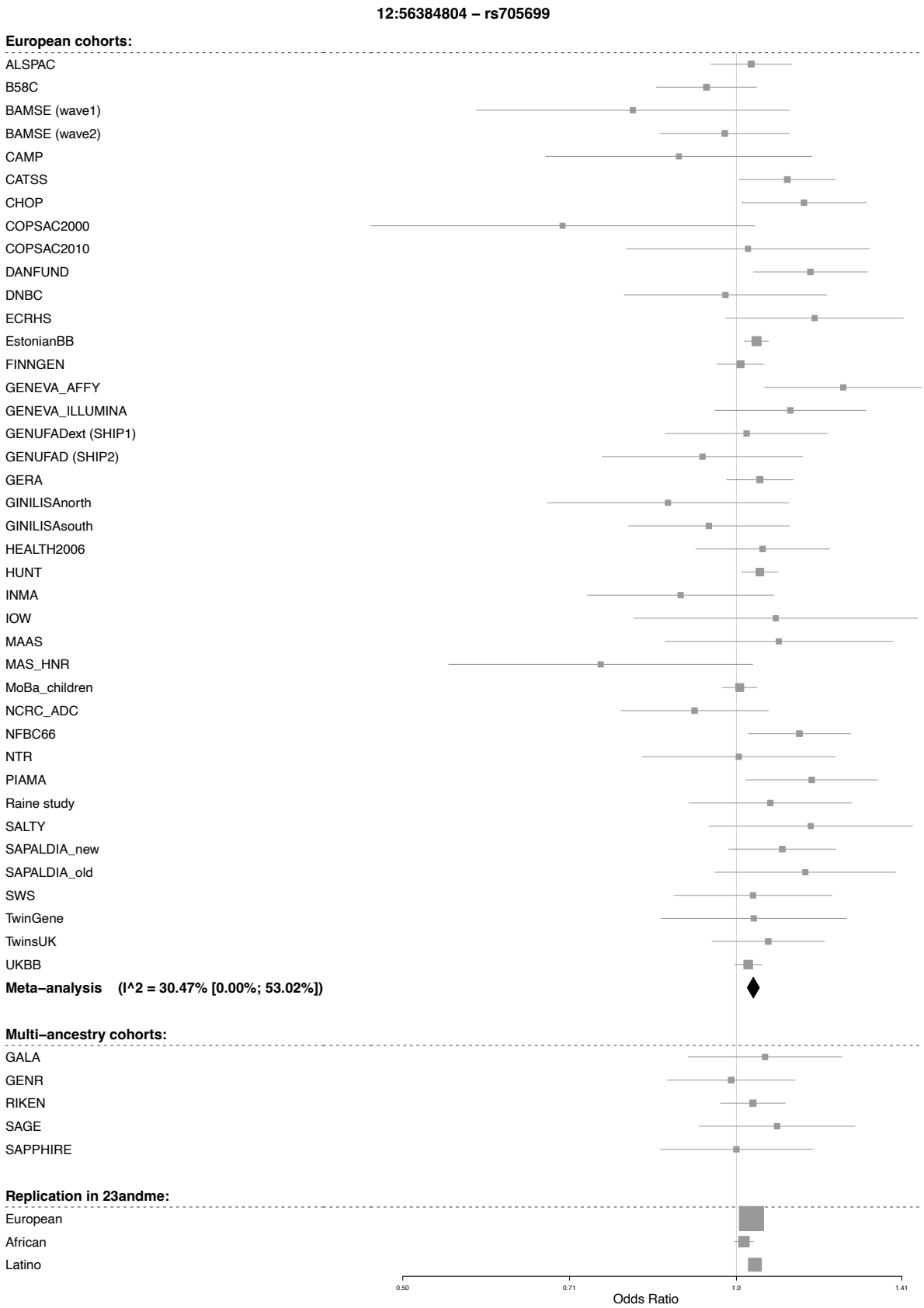
12:56384804 – rs705699
European cohorts:
ALSPAC
B58C
BAMSE (wave1)
BAMSE (wave2)
CAMP
CATSS
CHOP
COPSAC2000
COPSAC2010
DANFUND
DNBC
ECRHS
EstonianBB
FINNGEN
GENEVA_AFFY
GENEVA_ILLUMINA
GENUFADext (SHIP1)
GENUFAD (SHIP2)
GERA
GINILISAnorth
GINILISAsouth
HEALTH2006
HUNT
INMA
IOW
MAAS
MAS_HNR
MoBa_children
NCRC_ADC
NFBC66
NTR
PIAMA
Raine study
SALTY
SAPALDIA_new
SAPALDIA_old
SWS
TwinGene
TwinsUK
UKBB
Meta–analysis (I^2 = 30.47% [0.00%; 53.02%])
Multi–ancestry cohorts:
GALA
GENR
RIKEN
SAGE
SAPPHIRE
Replication in 23andme:
European
African
Latino
0.50
0.71
1.0
1.41
Odds Ratio

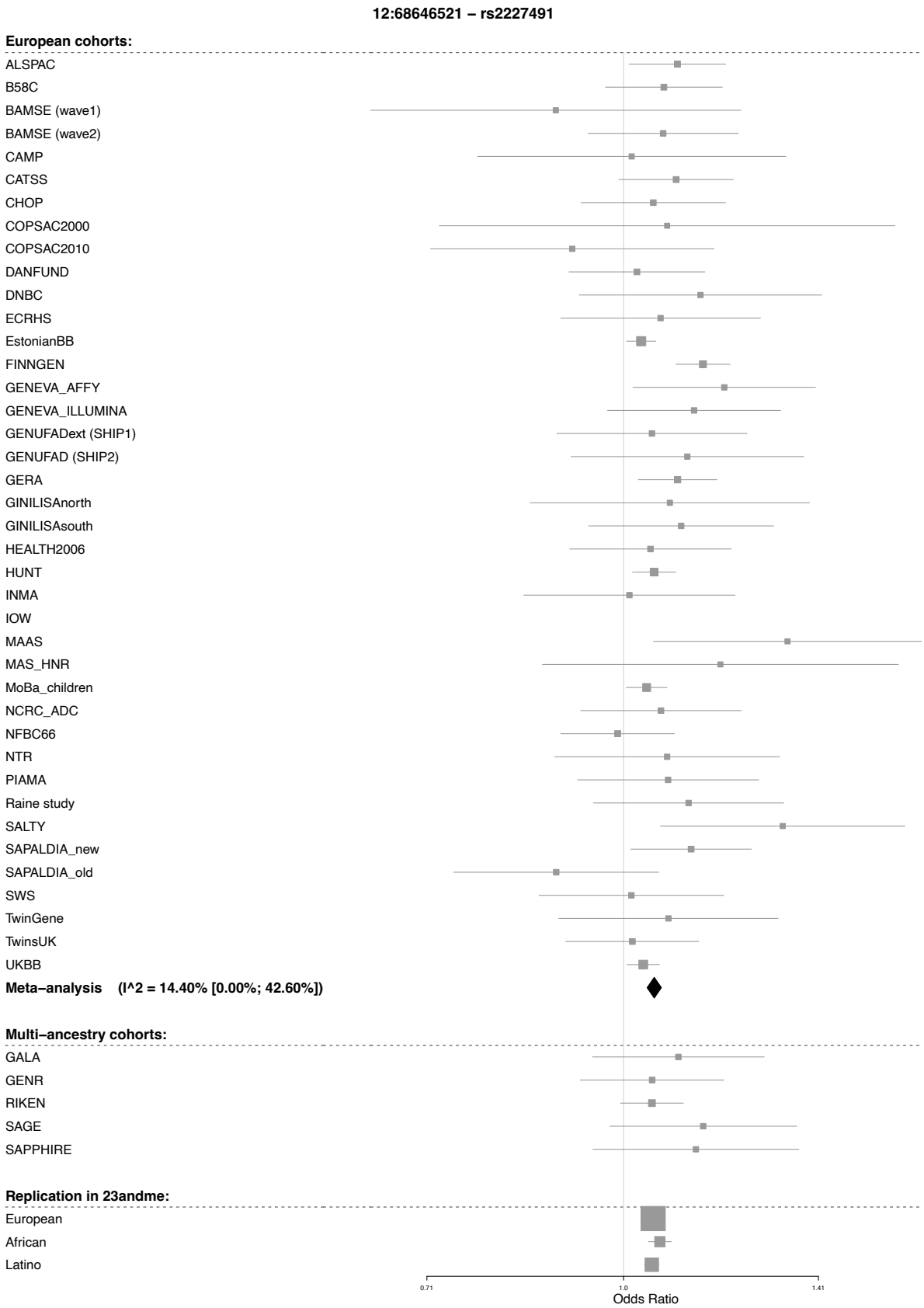
12:68646521 – rs2227491
European cohorts:
ALSPAC
B58C
BAMSE (wave1)
BAMSE (wave2)
CAMP
CATSS
CHOP
COPSAC2000
COPSAC2010
DANFUND
DNBC
ECRHS
EstonianBB
FINNGEN
GENEVA_AFFY
GENEVA_ILLUMINA
GENUFADext (SHIP1)
GENUFAD (SHIP2)
GERA
GINILISAnorth
GINILISAsouth
HEALTH2006
HUNT
INMA
IOW
MAAS
MAS_HNR
MoBa_children
NCRC_ADC
NFBC66
NTR
PIAMA
Raine study
SALTY
SAPALDIA_new
SAPALDIA_old
SWS
TwinGene
TwinsUK
UKBB
Meta–analysis (I^2 = 14.40% [0.00%; 42.60%])
Multi–ancestry cohorts:
GALA
GENR
RIKEN
SAGE
SAPPHIRE
Replication in 23andme:
European
African
Latino
0.71
1.0
1.41
Odds Ratio

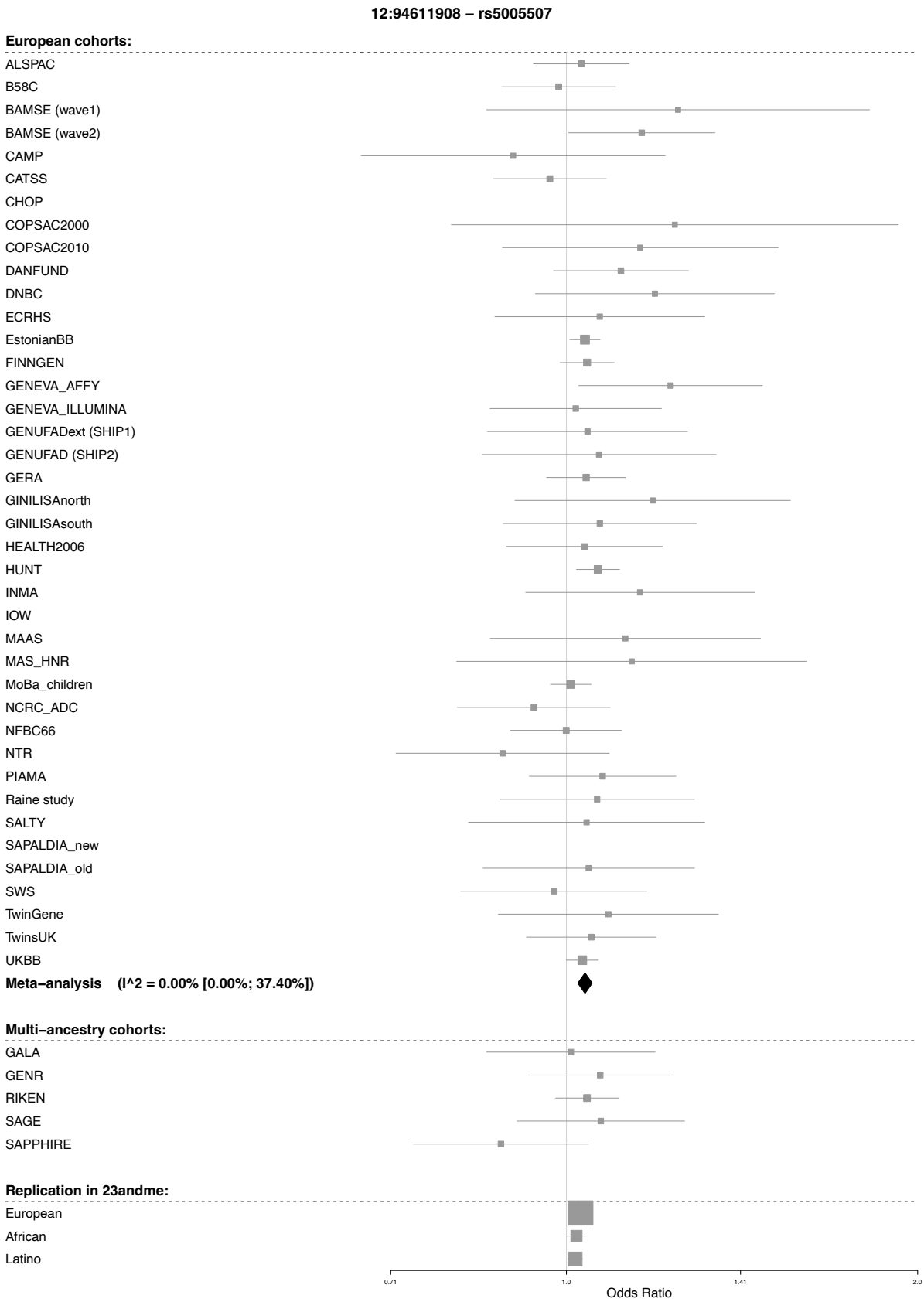
12:94611908 – rs5005507
European cohorts:
ALSPAC
B58C
BAMSE (wave1)
BAMSE (wave2)
CAMP
CATSS
CHOP
COPSAC2000
COPSAC2010
DANFUND
DNBC
ECRHS
EstonianBB
FINNGEN
GENEVA_AFFY
GENEVA_ILLUMINA
GENUFADext (SHIP1)
GENUFAD (SHIP2)
GERA
GINILISAnorth
GINILISAsouth
HEALTH2006
HUNT
INMA
IOW
MAAS
MAS_HNR
MoBa_children
NCRC_ADC
NFBC66
NTR
PIAMA
Raine study
SALTY
SAPALDIA_new
SAPALDIA_old
SWS
TwinGene
TwinsUK
UKBB
Meta–analysis (I^2 = 0.00% [0.00%; 37.40%])
Multi–ancestry cohorts:
GALA
GENR
RIKEN
SAGE
SAPPHIRE
Replication in 23andme:
European
African
Latino
0.71
1.0
1.41
2.0
Odds Ratio

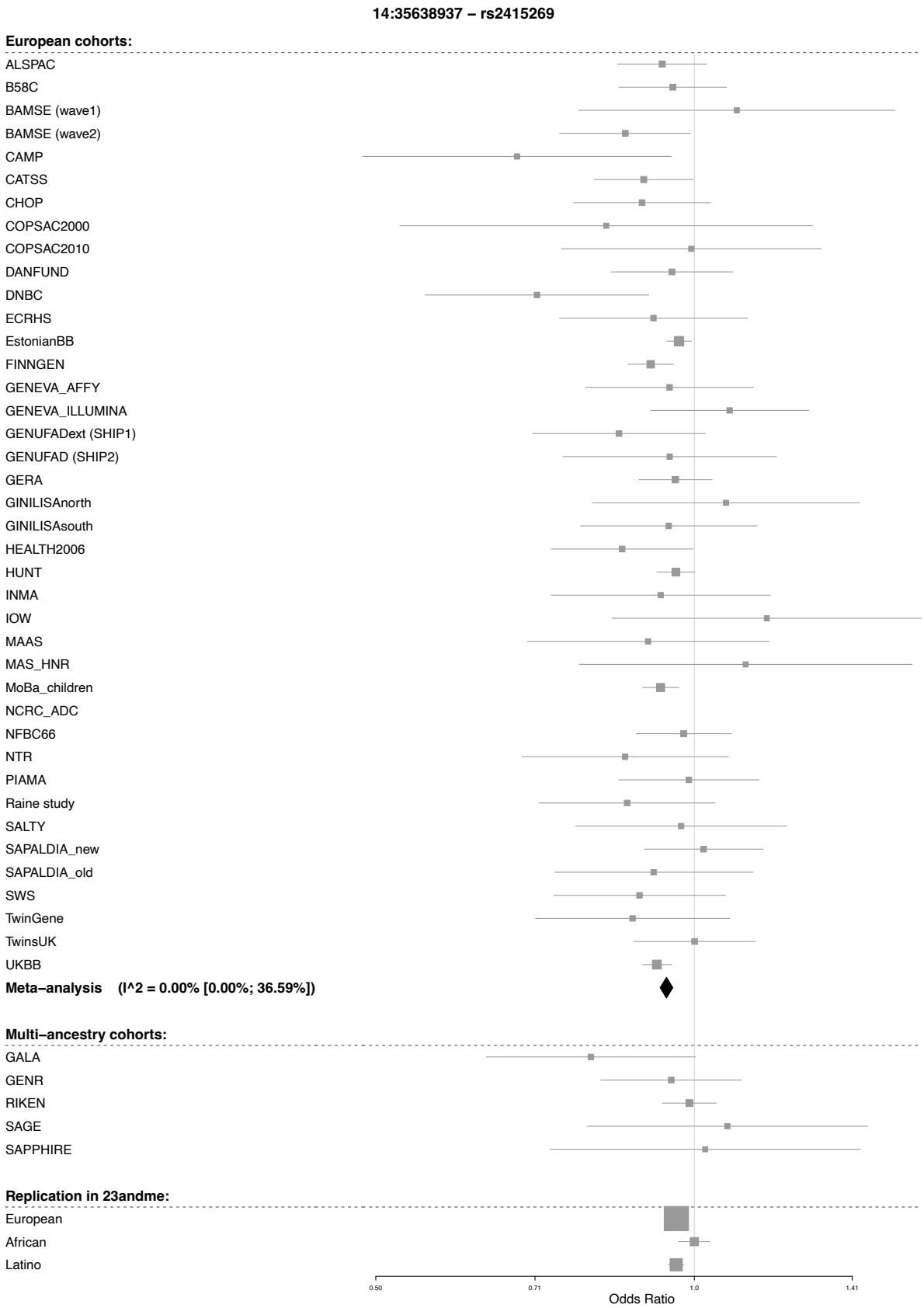
14:35638937 – rs2415269
European cohorts:
ALSPAC
B58C
BAMSE (wave1)
BAMSE (wave2)
CAMP
CATSS
CHOP
COPSAC2000
COPSAC2010
DANFUND
DNBC
ECRHS
EstonianBB
FINNGEN
GENEVA_AFFY
GENEVA_ILLUMINA
GENUFADext (SHIP1)
GENUFAD (SHIP2)
GERA
GINILISAnorth
GINILISAsouth
HEALTH2006
HUNT
INMA
IOW
MAAS
MAS_HNR
MoBa_children
NCRC_ADC
NFBC66
NTR
PIAMA
Raine study
SALTY
SAPALDIA_new
SAPALDIA_old
SWS
TwinGene
TwinsUK
UKBB
Meta–analysis (I^2 = 0.00% [0.00%; 36.59%])
Multi–ancestry cohorts:
GALA
GENR
RIKEN
SAGE
SAPPHIRE
Replication in 23andme:
European
African
Latino
0.50
0.71
1.0
1.41
Odds Ratio

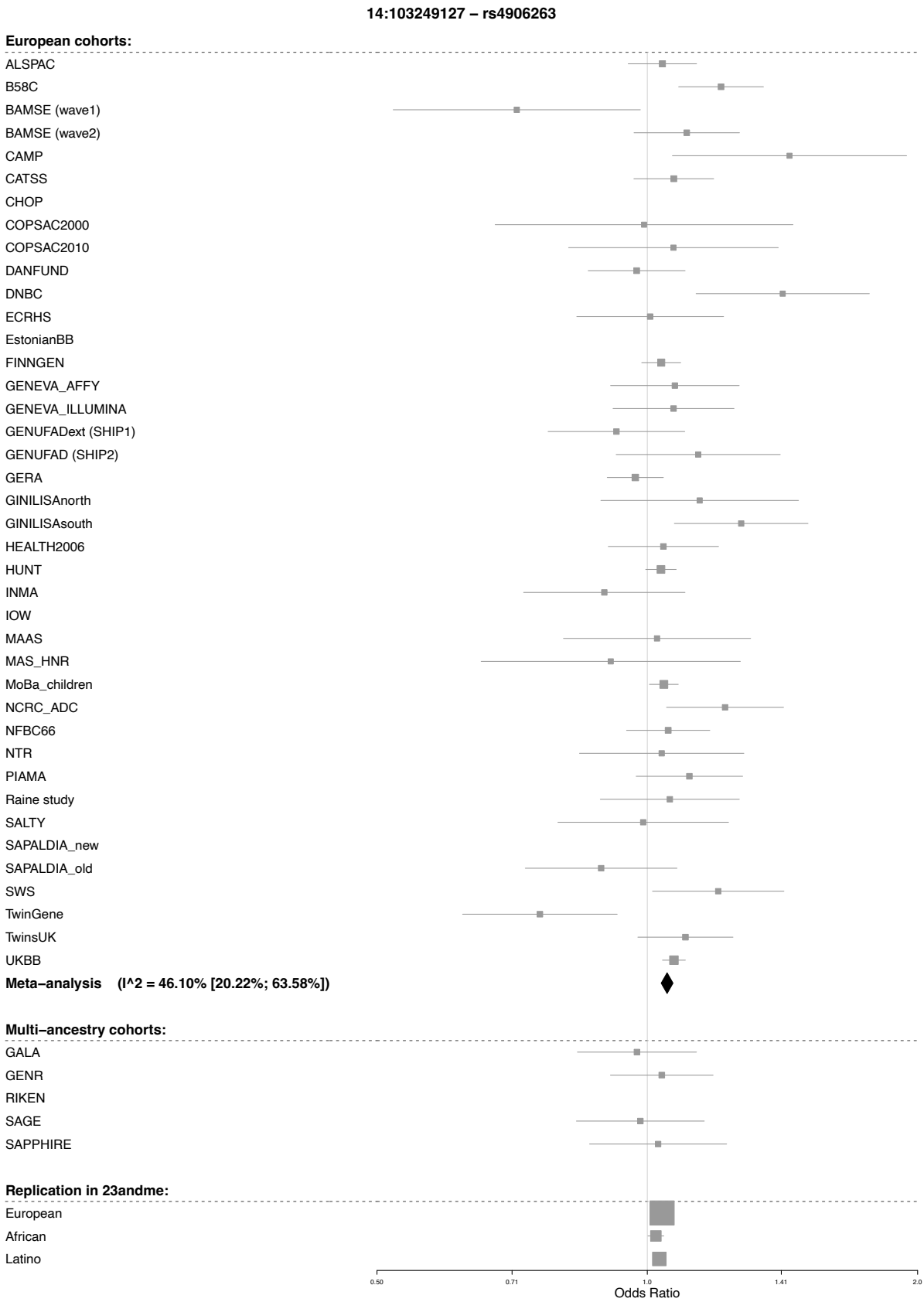
14:103249127 – rs4906263
European cohorts:
ALSPAC
B58C
BAMSE (wave1)
BAMSE (wave2)
CAMP
CATSS
CHOP
COPSAC2000
COPSAC2010
DANFUND
DNBC
ECRHS
EstonianBB
FINNGEN
GENEVA_AFFY
GENEVA_ILLUMINA
GENUFADext (SHIP1)
GENUFAD (SHIP2)
GERA
GINILISAnorth
GINILISAsouth
HEALTH2006
HUNT
INMA
IOW
MAAS
MAS_HNR
MoBa_children
NCRC_ADC
NFBC66
NTR
PIAMA
Raine study
SALTY
SAPALDIA_new
SAPALDIA_old
SWS
TwinGene
TwinsUK
UKBB
Meta–analysis (I^2 = 46.10% [20.22%; 63.58%])
Multi–ancestry cohorts:
GALA
GENR
RIKEN
SAGE
SAPPHIRE
Replication in 23andme:
European
African
Latino
0.50
0.71
1.0
1.41
2.0
Odds Ratio

14:105523663 – rs7147439

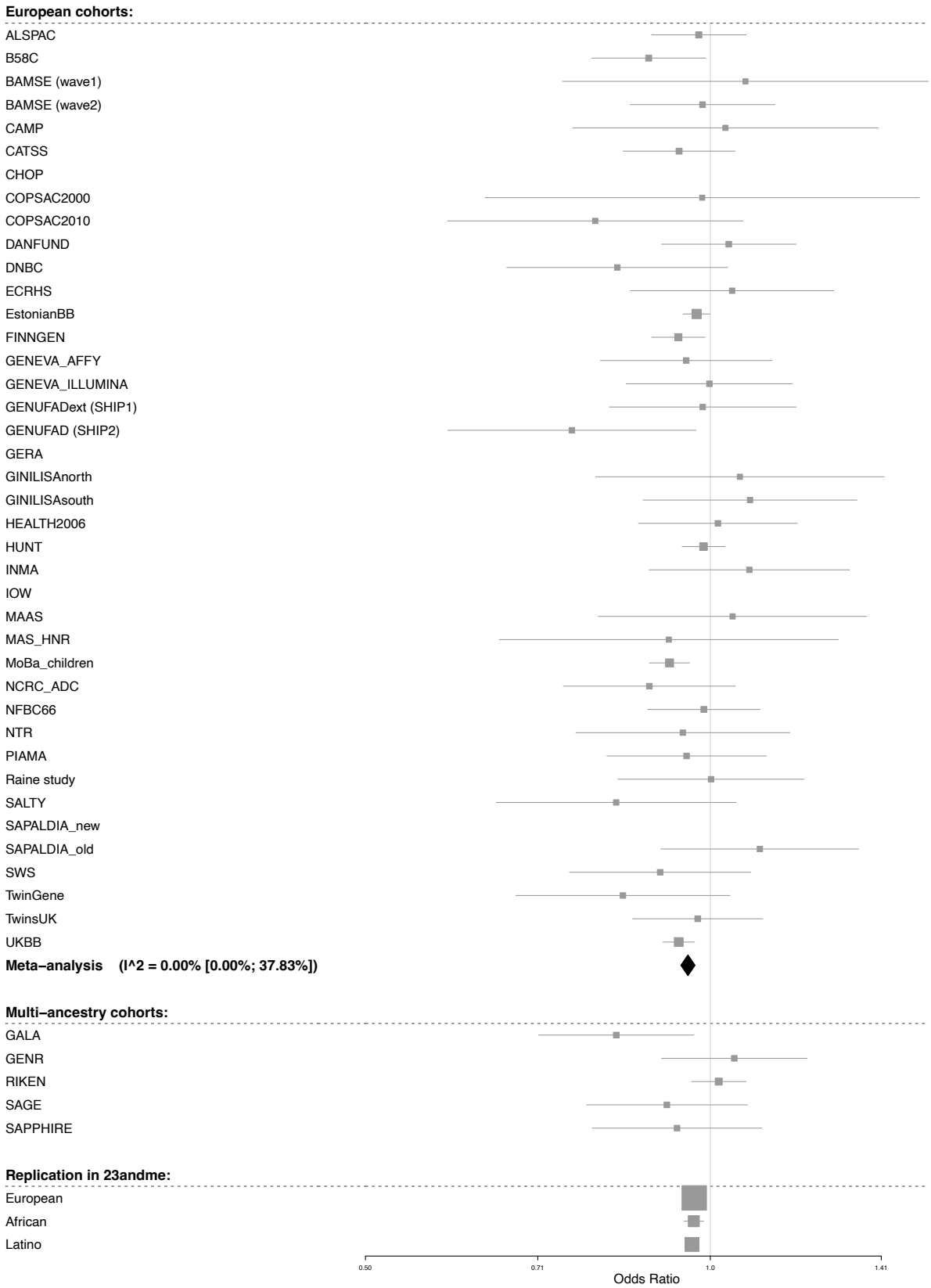

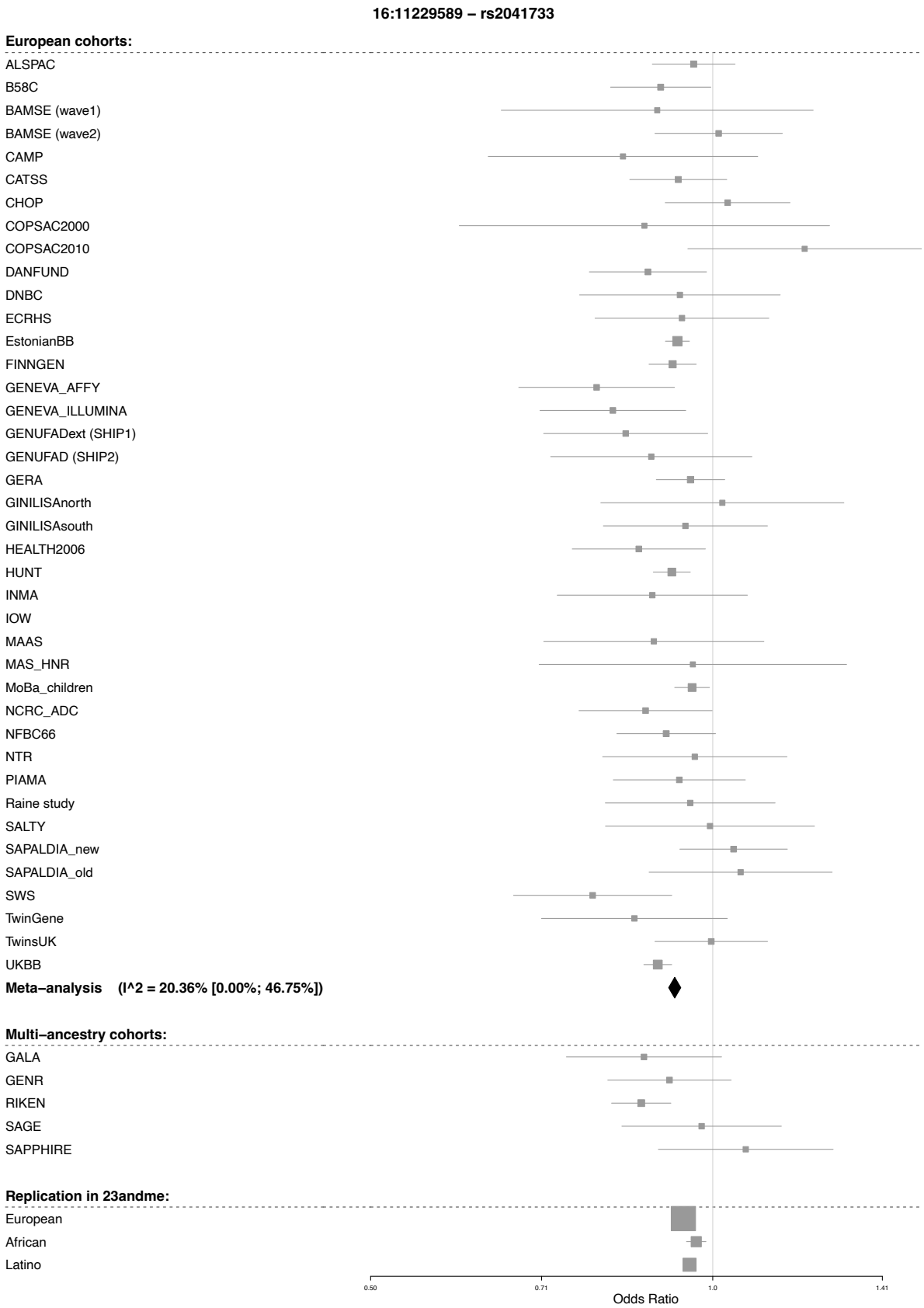
16:11229589 – rs2041733
European cohorts:
ALSPAC
B58C
BAMSE (wave1)
BAMSE (wave2)
CAMP
CATSS
CHOP
COPSAC2000
COPSAC2010
DANFUND
DNBC
ECRHS
EstonianBB
FINNGEN
GENEVA_AFFY
GENEVA_ILLUMINA
GENUFADext (SHIP1)
GENUFAD (SHIP2)
GERA
GINILISAnorth
GINILISAsouth
HEALTH2006
HUNT
INMA
IOW
MAAS
MAS_HNR
MoBa_children
NCRC_ADC
NFBC66
NTR
PIAMA
Raine study
SALTY
SAPALDIA_new
SAPALDIA_old
SWS
TwinGene
TwinsUK
UKBB
Meta–analysis (I^2 = 20.36% [0.00%; 46.75%])
Multi–ancestry cohorts:
GALA
GENR
RIKEN
SAGE
SAPPHIRE
Replication in 23andme:
European
African
Latino
0.50
0.71
1.0
1.41
Odds Ratio

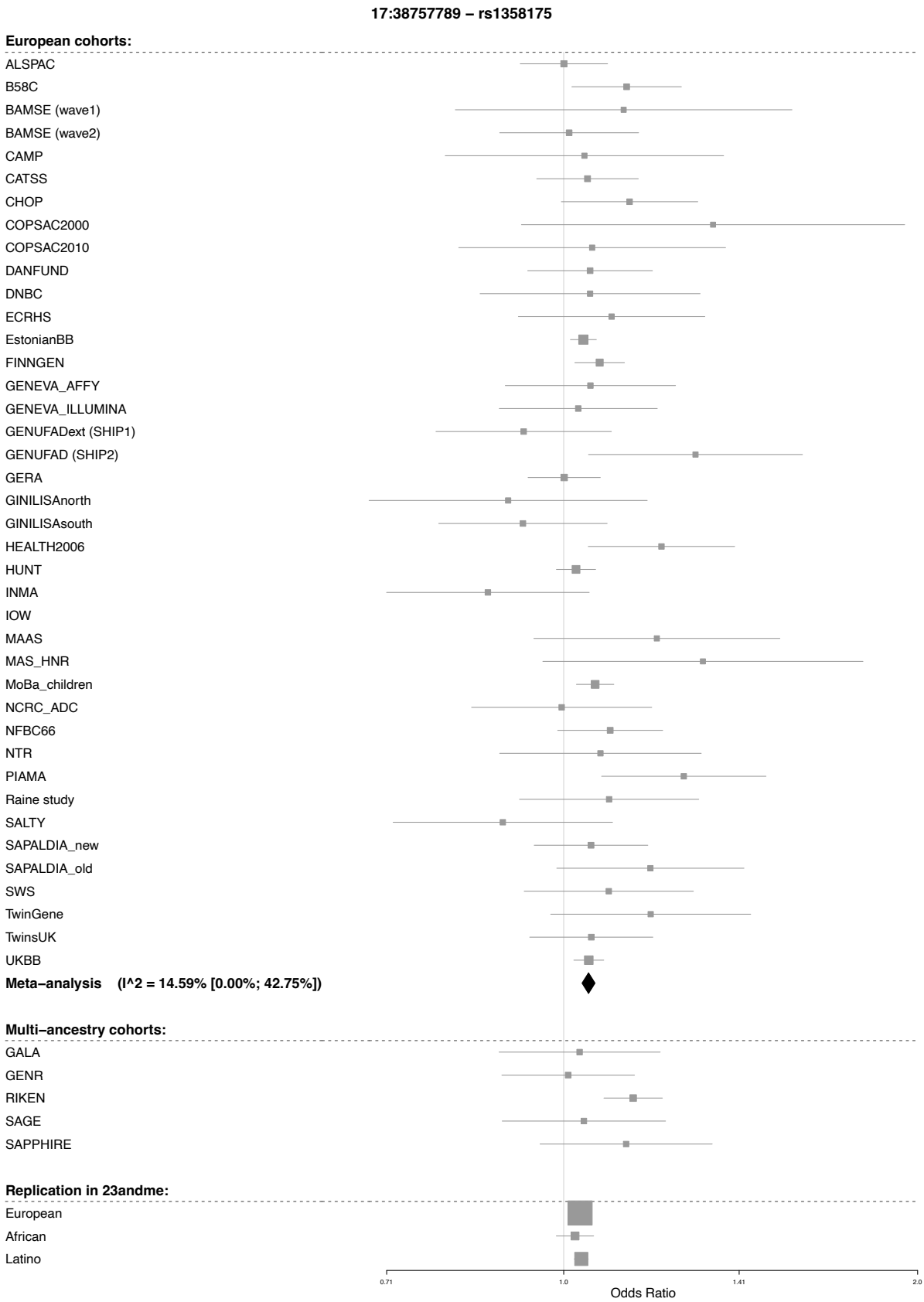
17:38757789 – rs1358175
European cohorts:
ALSPAC
B58C
BAMSE (wave1)
BAMSE (wave2)
CAMP
CATSS
CHOP
COPSAC2000
COPSAC2010
DANFUND
DNBC
ECRHS
EstonianBB
FINNGEN
GENEVA_AFFY
GENEVA_ILLUMINA
GENUFADext (SHIP1)
GENUFAD (SHIP2)
GERA
GINILISAnorth
GINILISAsouth
HEALTH2006
HUNT
INMA
IOW
MAAS
MAS_HNR
MoBa_children
NCRC_ADC
NFBC66
NTR
PIAMA
Raine study
SALTY
SAPALDIA_new
SAPALDIA_old
SWS
TwinGene
TwinsUK
UKBB
Meta–analysis (I^2 = 14.59% [0.00%; 42.75%])
Multi–ancestry cohorts:
GALA
GENR
RIKEN
SAGE
SAPPHIRE
Replication in 23andme:
European
African
Latino
0.71
1.0
1.41
2.0
Odds Ratio

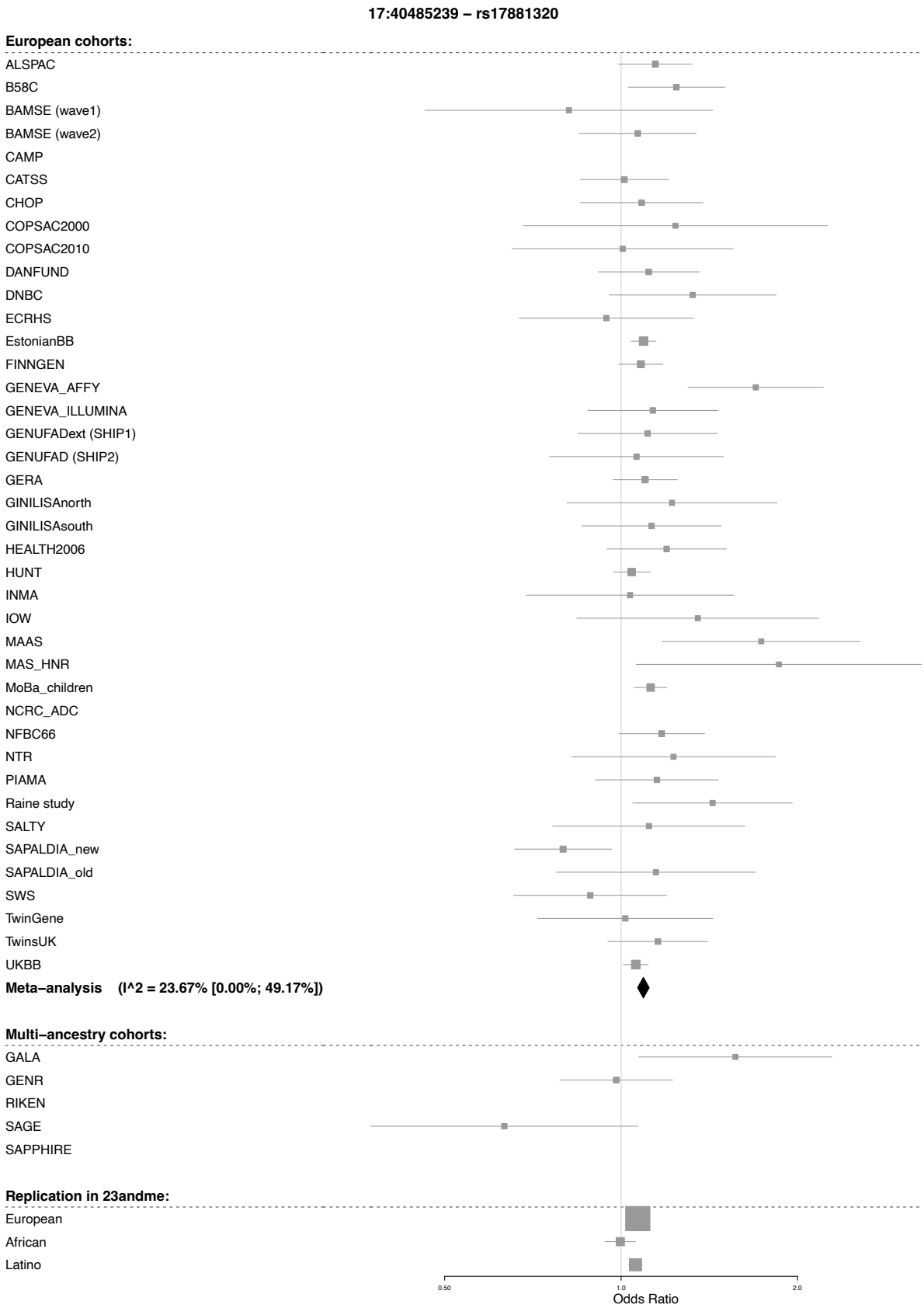
17:40485239 – rs17881320
European cohorts:
ALSPAC
B58C
BAMSE (wave1)
BAMSE (wave2)
CAMP
CATSS
CHOP
COPSAC2000
COPSAC2010
DANFUND
DNBC
ECRHS
EstonianBB
FINNGEN
GENEVA_AFFY
GENEVA_ILLUMINA
GENUFADext (SHIP1)
GENUFAD (SHIP2)
GERA
GINILISAnorth
GINILISAsouth
HEALTH2006
HUNT
INMA
IOW
MAAS
MAS_HNR
MoBa_children
NCRC_ADC
NFBC66
NTR
PIAMA
Raine study
SALTY
SAPALDIA_new
SAPALDIA_old
SWS
TwinGene
TwinsUK
UKBB
Meta–analysis (I^2 = 23.67% [0.00%; 49.17%])
Multi–ancestry cohorts:
GALA
GENR
RIKEN
SAGE
SAPPHIRE
Replication in 23andme:
European
African
Latino
0.50
1.0
2.0
Odds Ratio

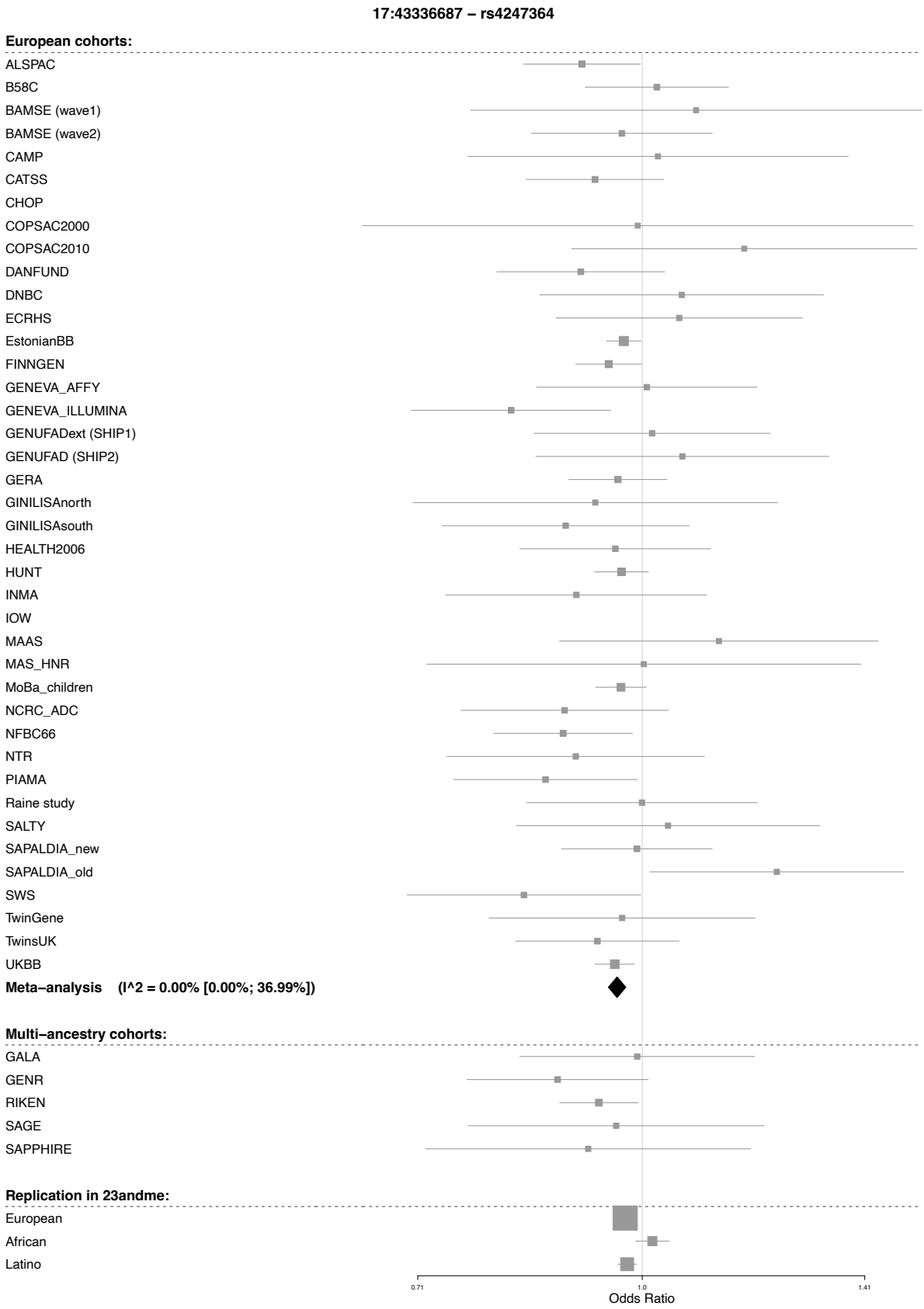
17:43336687 – rs4247364
European cohorts:
ALSPAC
B58C
BAMSE (wave1)
BAMSE (wave2)
CAMP
CATSS
CHOP
COPSAC2000
COPSAC2010
DANFUND
DNBC
ECRHS
EstonianBB
FINNGEN
GENEVA_AFFY
GENEVA_ILLUMINA
GENUFADext (SHIP1)
GENUFAD (SHIP2)
GERA
GINILISAnorth
GINILISAsouth
HEALTH2006
HUNT
INMA
IOW
MAAS
MAS_HNR
MoBa_children
NCRC_ADC
NFBC66
NTR
PIAMA
Raine study
SALTY
SAPALDIA_new
SAPALDIA_old
SWS
TwinGene
TwinsUK
UKBB
Meta–analysis (I^2 = 0.00% [0.00%; 36.99%])
Multi–ancestry cohorts:
GALA
GENR
RIKEN
SAGE
SAPPHIRE
Replication in 23andme:
European
African
Latino
0.71
1.0
1.41
Odds Ratio

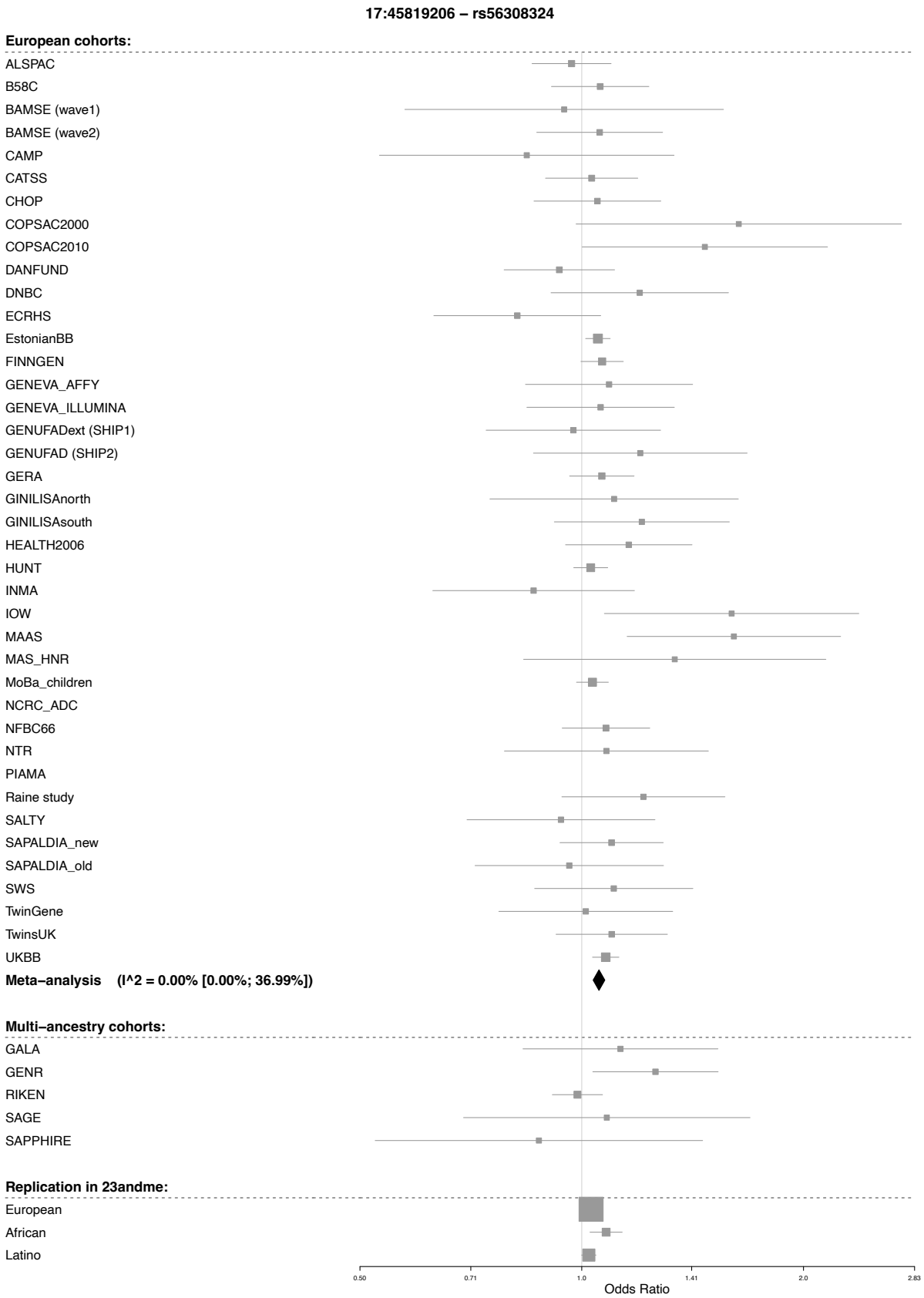
17:45819206 – rs56308324
European cohorts:
ALSPAC
B58C
BAMSE (wave1)
BAMSE (wave2)
CAMP
CATSS
CHOP
COPSAC2000
COPSAC2010
DANFUND
DNBC
ECRHS
EstonianBB
FINNGEN
GENEVA_AFFY
GENEVA_ILLUMINA
GENUFADext (SHIP1)
GENUFAD (SHIP2)
GERA
GINILISAnorth
GINILISAsouth
HEALTH2006
HUNT
INMA
IOW
MAAS
MAS_HNR
MoBa_children
NCRC_ADC
NFBC66
NTR
PIAMA
Raine study
SALTY
SAPALDIA_new
SAPALDIA_old
SWS
TwinGene
TwinsUK
UKBB
Meta–analysis (I^2 = 0.00% [0.00%; 36.99%])
Multi–ancestry cohorts:
GALA
GENR
RIKEN
SAGE
SAPPHIRE
Replication in 23andme:
European
African
Latino
0.50
0.71
1.0
1.41
2.0
2.83
Odds Ratio

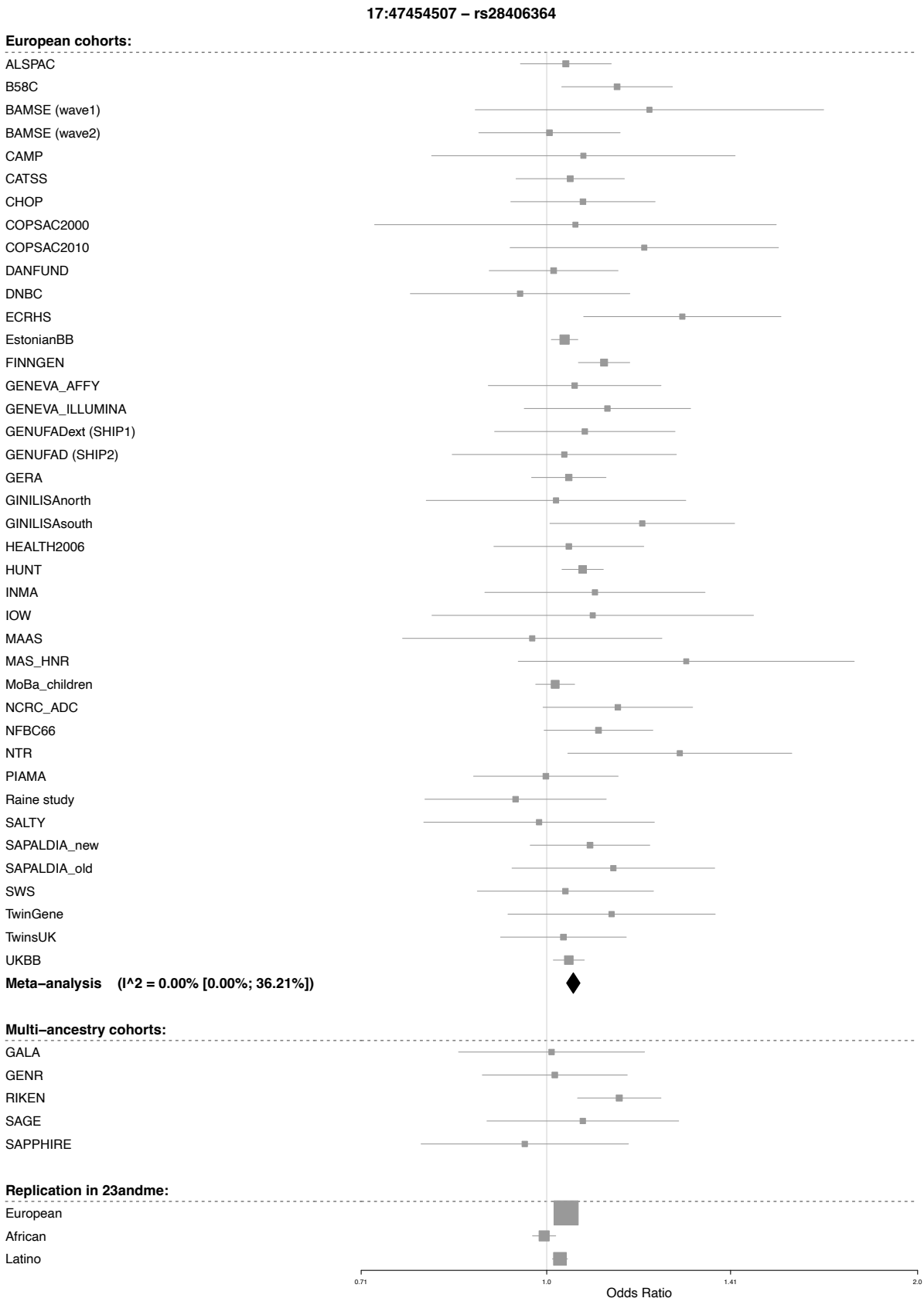
17:47454507 – rs28406364
European cohorts:
ALSPAC
B58C
BAMSE (wave1)
BAMSE (wave2)
CAMP
CATSS
CHOP
COPSAC2000
COPSAC2010
DANFUND
DNBC
ECRHS
EstonianBB
FINNGEN
GENEVA_AFFY
GENEVA_ILLUMINA
GENUFADext (SHIP1)
GENUFAD (SHIP2)
GERA
GINILISAnorth
GINILISAsouth
HEALTH2006
HUNT
INMA
IOW
MAAS
MAS_HNR
MoBa_children
NCRC_ADC
NFBC66
NTR
PIAMA
Raine study
SALTY
SAPALDIA_new
SAPALDIA_old
SWS
TwinGene
TwinsUK
UKBB
Meta–analysis (I^2 = 0.00% [0.00%; 36.21%])
Multi–ancestry cohorts:
GALA
GENR
RIKEN
SAGE
SAPPHIRE
Replication in 23andme:
European
African
Latino
0.71
1.0
1.41
2.0
Odds Ratio

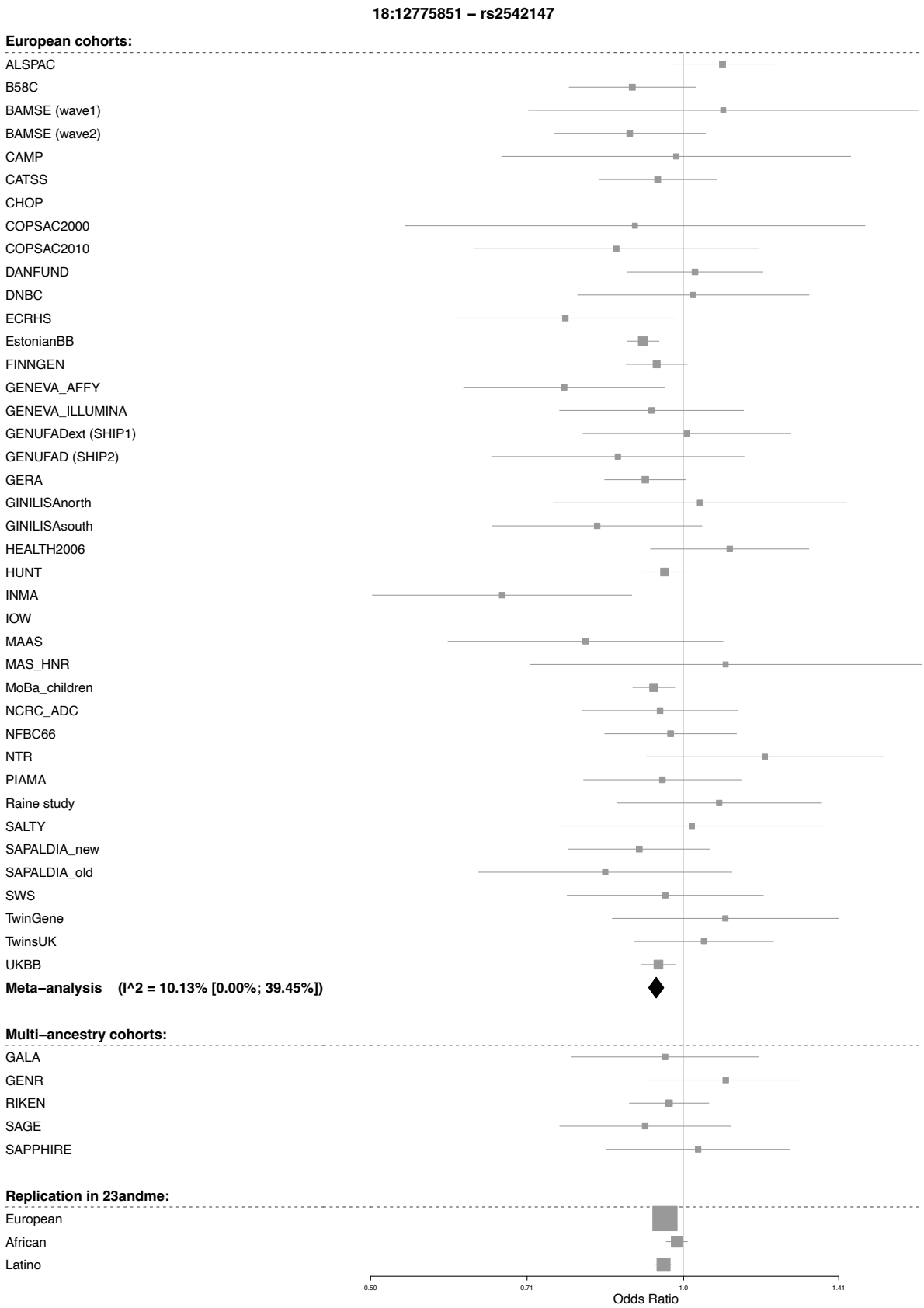
18:12775851 – rs2542147
European cohorts:
ALSPAC
B58C
BAMSE (wave1)
BAMSE (wave2)
CAMP
CATSS
CHOP
COPSAC2000
COPSAC2010
DANFUND
DNBC
ECRHS
EstonianBB
FINNGEN
GENEVA_AFFY
GENEVA_ILLUMINA
GENUFADext (SHIP1)
GENUFAD (SHIP2)
GERA
GINILISAnorth
GINILISAsouth
HEALTH2006
HUNT
INMA
IOW
MAAS
MAS_HNR
MoBa_children
NCRC_ADC
NFBC66
NTR
PIAMA
Raine study
SALTY
SAPALDIA_new
SAPALDIA_old
SWS
TwinGene
TwinsUK
UKBB
Meta–analysis (I^2 = 10.13% [0.00%; 39.45%])
Multi–ancestry cohorts:
GALA
GENR
RIKEN
SAGE
SAPPHIRE
Replication in 23andme:
European
African
Latino
0.50
0.71
1.0
1.41
Odds Ratio

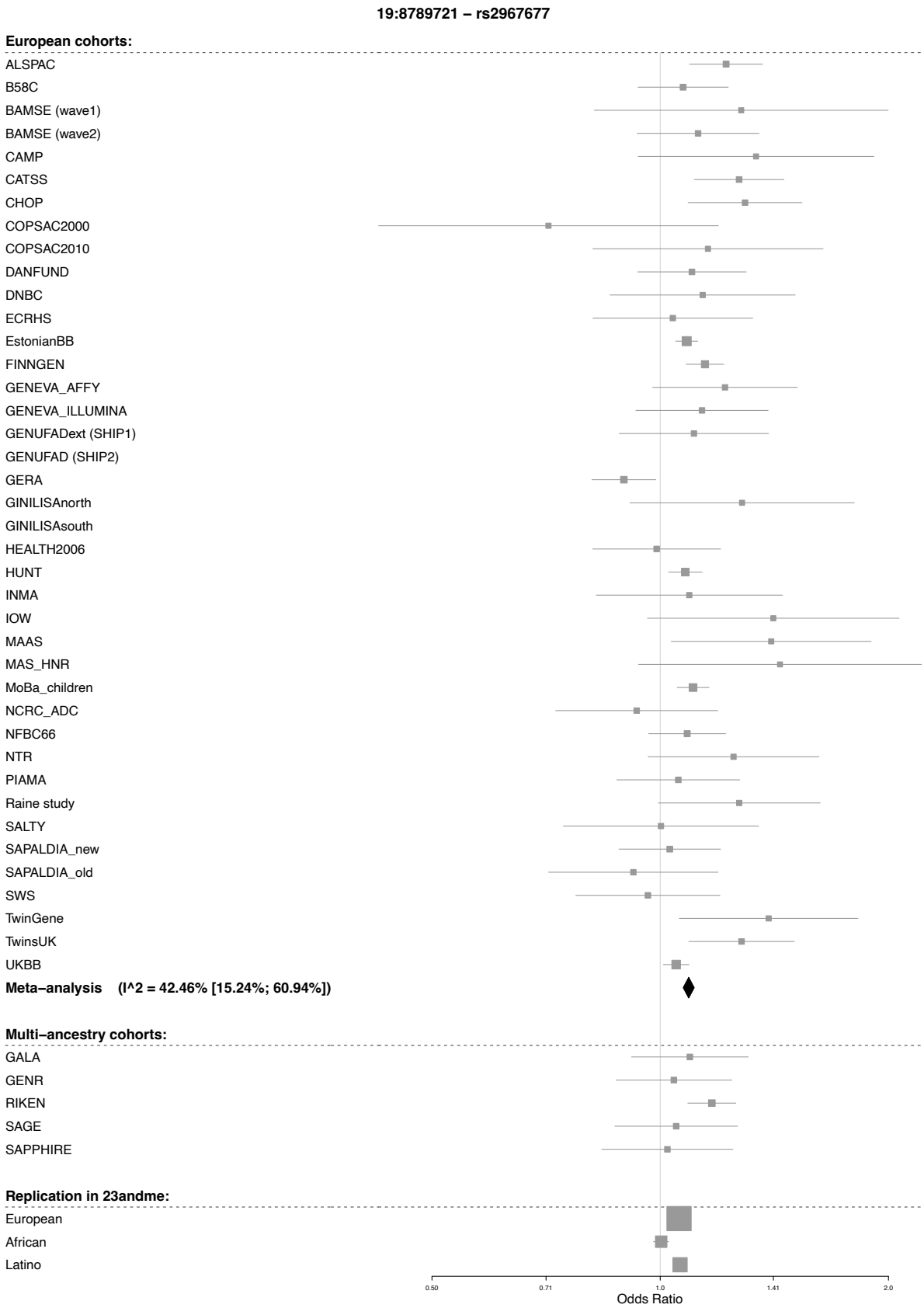
19:8789721 – rs2967677
European cohorts:
ALSPAC
B58C
BAMSE (wave1)
BAMSE (wave2)
CAMP
CATSS
CHOP
COPSAC2000
COPSAC2010
DANFUND
DNBC
ECRHS
EstonianBB
FINNGEN
GENEVA_AFFY
GENEVA_ILLUMINA
GENUFADext (SHIP1)
GENUFAD (SHIP2)
GERA
GINILISAnorth
GINILISAsouth
HEALTH2006
HUNT
INMA
IOW
MAAS
MAS_HNR
MoBa_children
NCRC_ADC
NFBC66
NTR
PIAMA
Raine study
SALTY
SAPALDIA_new
SAPALDIA_old
SWS
TwinGene
TwinsUK
UKBB
Meta–analysis (I^2 = 42.46% [15.24%; 60.94%])
Multi–ancestry cohorts:
GALA
GENR
RIKEN
SAGE
SAPPHIRE
Replication in 23andme:
European
African
Latino
0.50
0.71
1.0
1.41
2.0
Odds Ratio

20:62302539 – rs6062486*

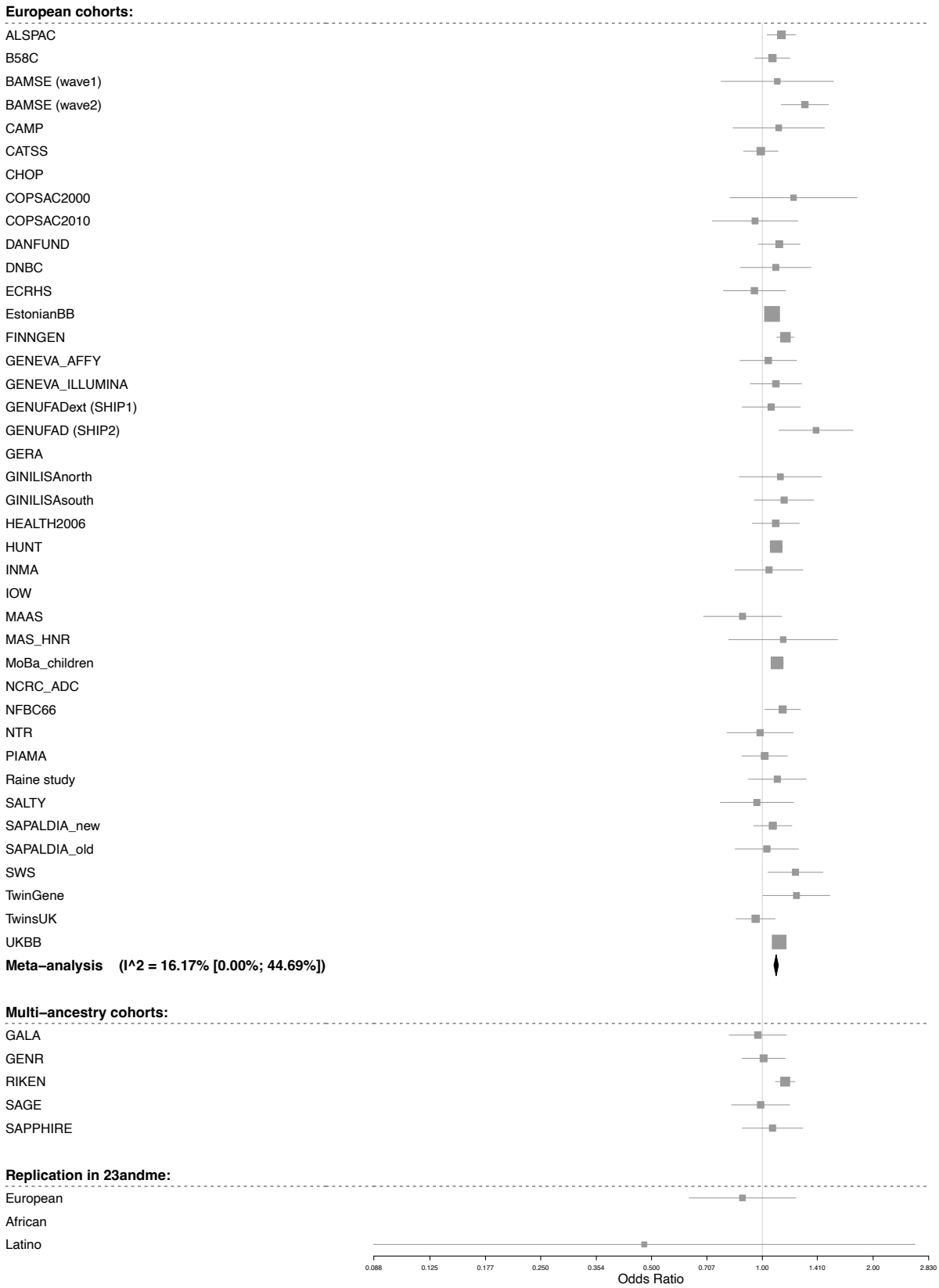

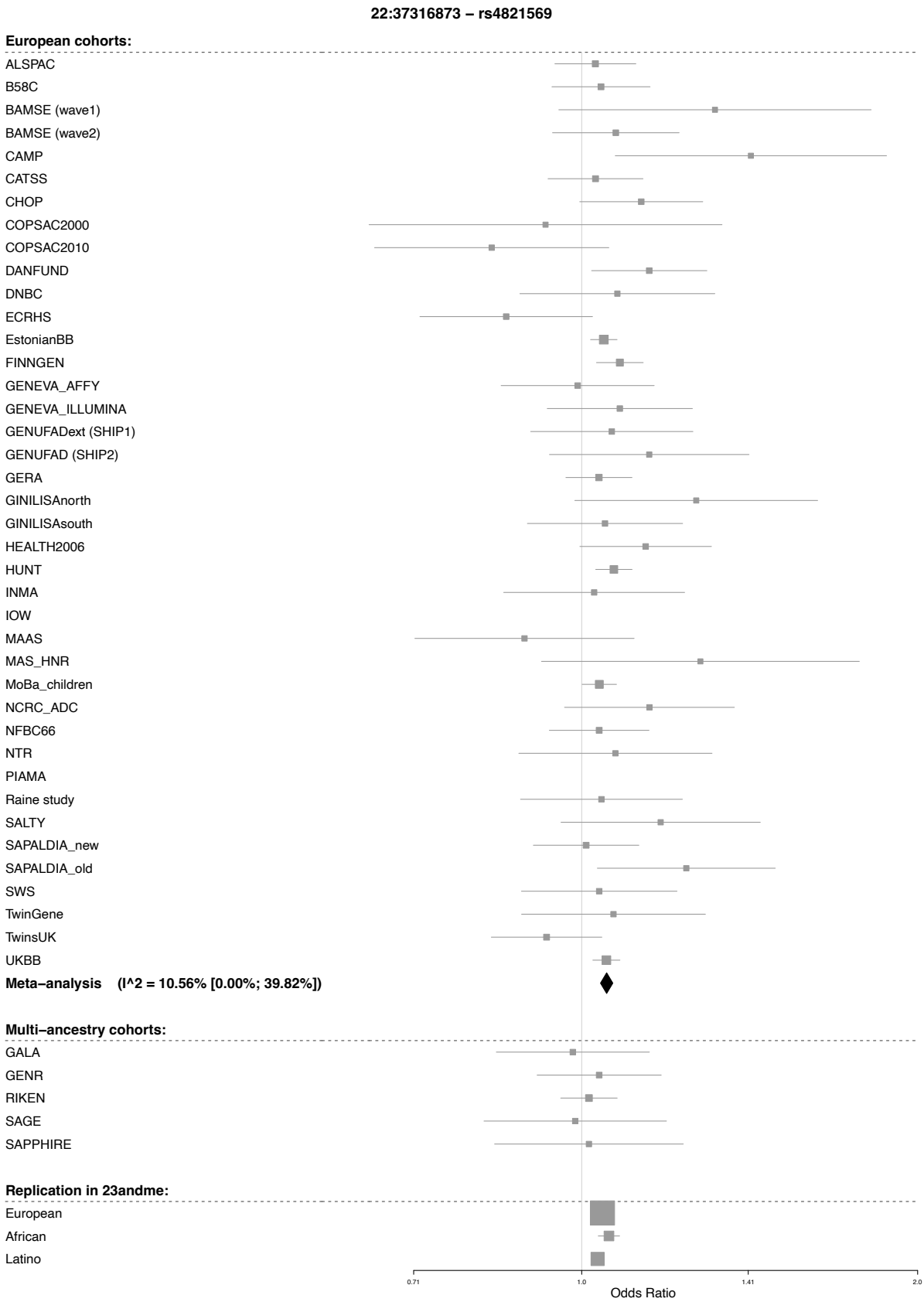
22:37316873 – rs4821569
European cohorts:
ALSPAC
B58C
BAMSE (wave1)
BAMSE (wave2)
CAMP
CATSS
CHOP
COPSAC2000
COPSAC2010
DANFUND
DNBC
ECRHS
EstonianBB
FINNGEN
GENEVA_AFFY
GENEVA_ILLUMINA
GENUFADext (SHIP1)
GENUFAD (SHIP2)
GERA
GINILISAnorth
GINILISAsouth
HEALTH2006
HUNT
INMA
IOW
MAAS
MAS_HNR
MoBa_children
NCRC_ADC
NFBC66
NTR
PIAMA
Raine study
SALTY
SAPALDIA_new
SAPALDIA_old
SWS
TwinGene
TwinsUK
UKBB
Meta–analysis (I^2 = 10.56% [0.00%; 39.82%])
Multi–ancestry cohorts:
GALA
GENR
RIKEN
SAGE
SAPPHIRE
Replication in 23andme:
European
African
Latino
0.71
1.0
1.41
2.0
Odds Ratio

Additional SNPs from Multi-ancestry analysis

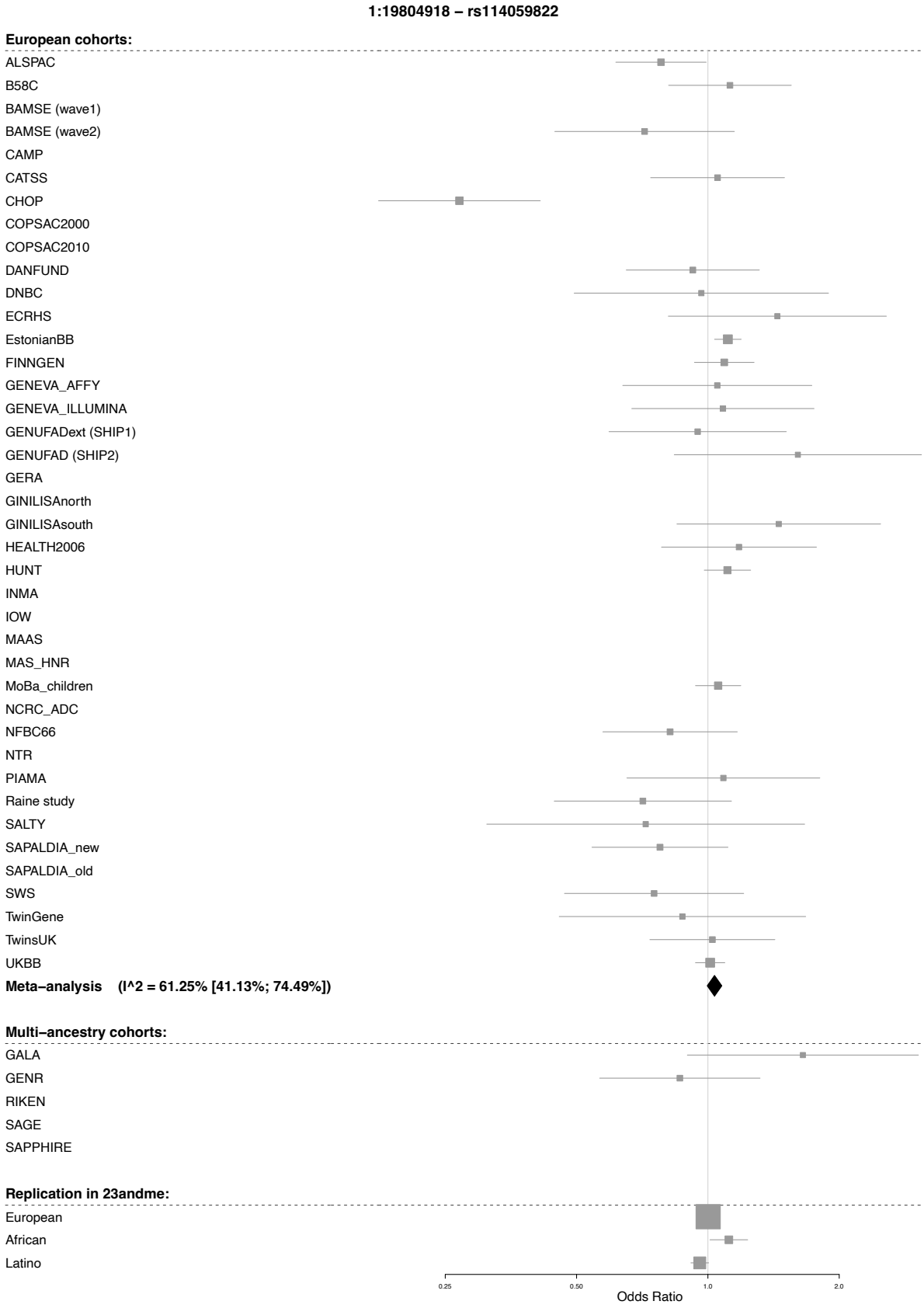

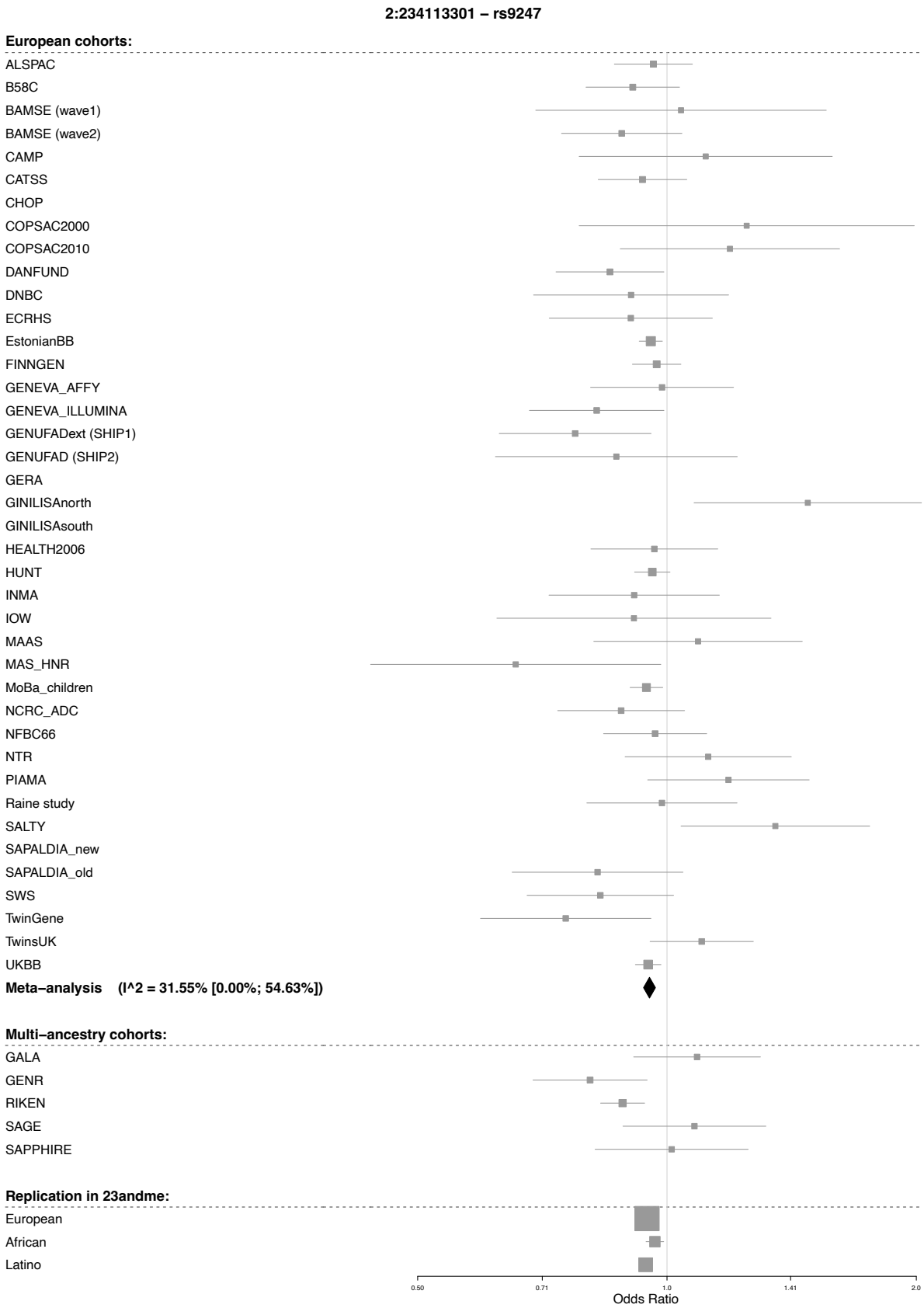
2:234113301 – rs9247
European cohorts:
ALSPAC
B58C
BAMSE (wave1)
BAMSE (wave2)
CAMP
CATSS
CHOP
COPSAC2000
COPSAC2010
DANFUND
DNBC
ECRHS
EstonianBB
FINNGEN
GENEVA_AFFY
GENEVA_ILLUMINA
GENUFADext (SHIP1)
GENUFAD (SHIP2)
GERA
GINILISAnorth
GINILISAsouth
HEALTH2006
HUNT
INMA
IOW
MAAS
MAS_HNR
MoBa_children
NCRC_ADC
NFBC66
NTR
PIAMA
Raine study
SALTY
SAPALDIA_new
SAPALDIA_old
SWS
TwinGene
TwinsUK
UKBB
Meta–analysis (I^2 = 31.55% [0.00%; 54.63%])
Multi–ancestry cohorts:
GALA
GENR
RIKEN
SAGE
SAPPHIRE
Replication in 23andme:
European
African
Latino
0.50
0.71
1.0
1.41
2.0
Odds Ratio

3:112383847 – rs9864845

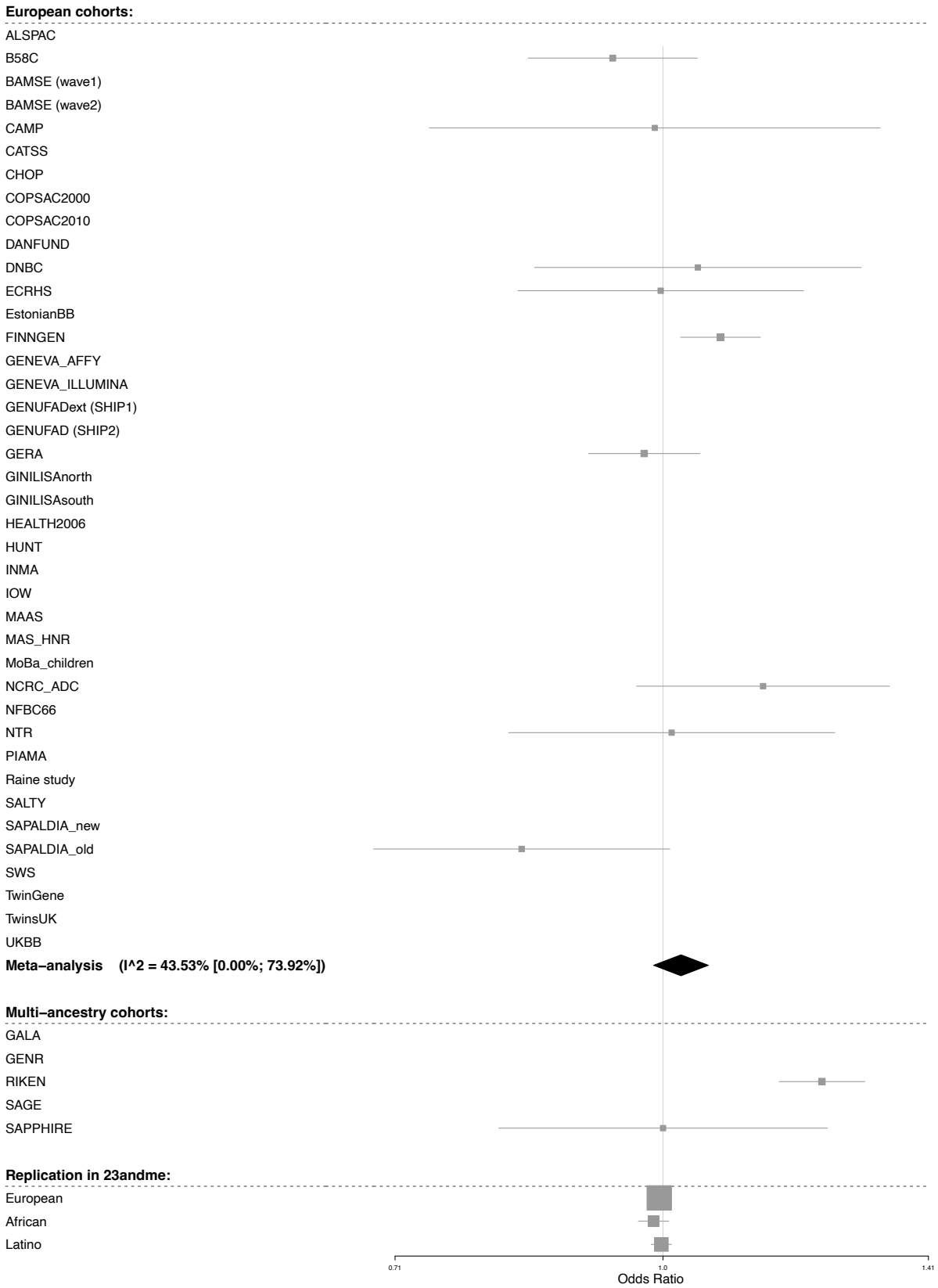

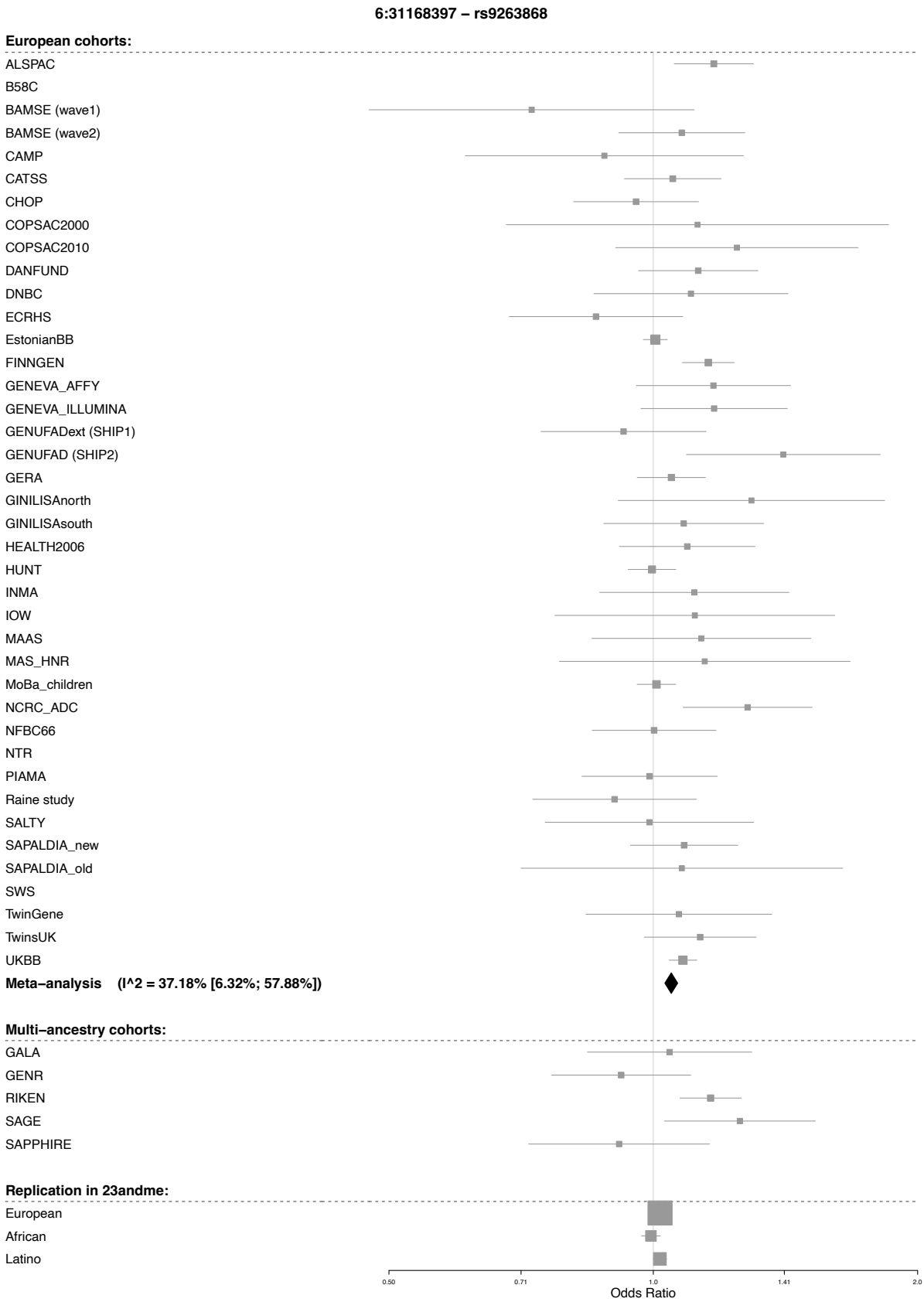
6:31168397 – rs9263868
European cohorts:
ALSPAC
B58C
BAMSE (wave1)
BAMSE (wave2)
CAMP
CATSS
CHOP
COPSAC2000
COPSAC2010
DANFUND
DNBC
ECRHS
EstonianBB
FINNGEN
GENEVA_AFFY
GENEVA_ILLUMINA
GENUFADext (SHIP1)
GENUFAD (SHIP2)
GERA
GINILISAnorth
GINILISAsouth
HEALTH2006
HUNT
INMA
IOW
MAAS
MAS_HNR
MoBa_children
NCRC_ADC
NFBC66
NTR
PIAMA
Raine study
SALTY
SAPALDIA_new
SAPALDIA_old
SWS
TwinGene
TwinsUK
UKBB
Meta–analysis (I^2 = 37.18% [6.32%; 57.88%])
Multi–ancestry cohorts:
GALA
GENR
RIKEN
SAGE
SAPPHIRE
Replication in 23andme:
European
African
Latino
0.50
0.71
1.0
1.41
2.0
Odds Ratio

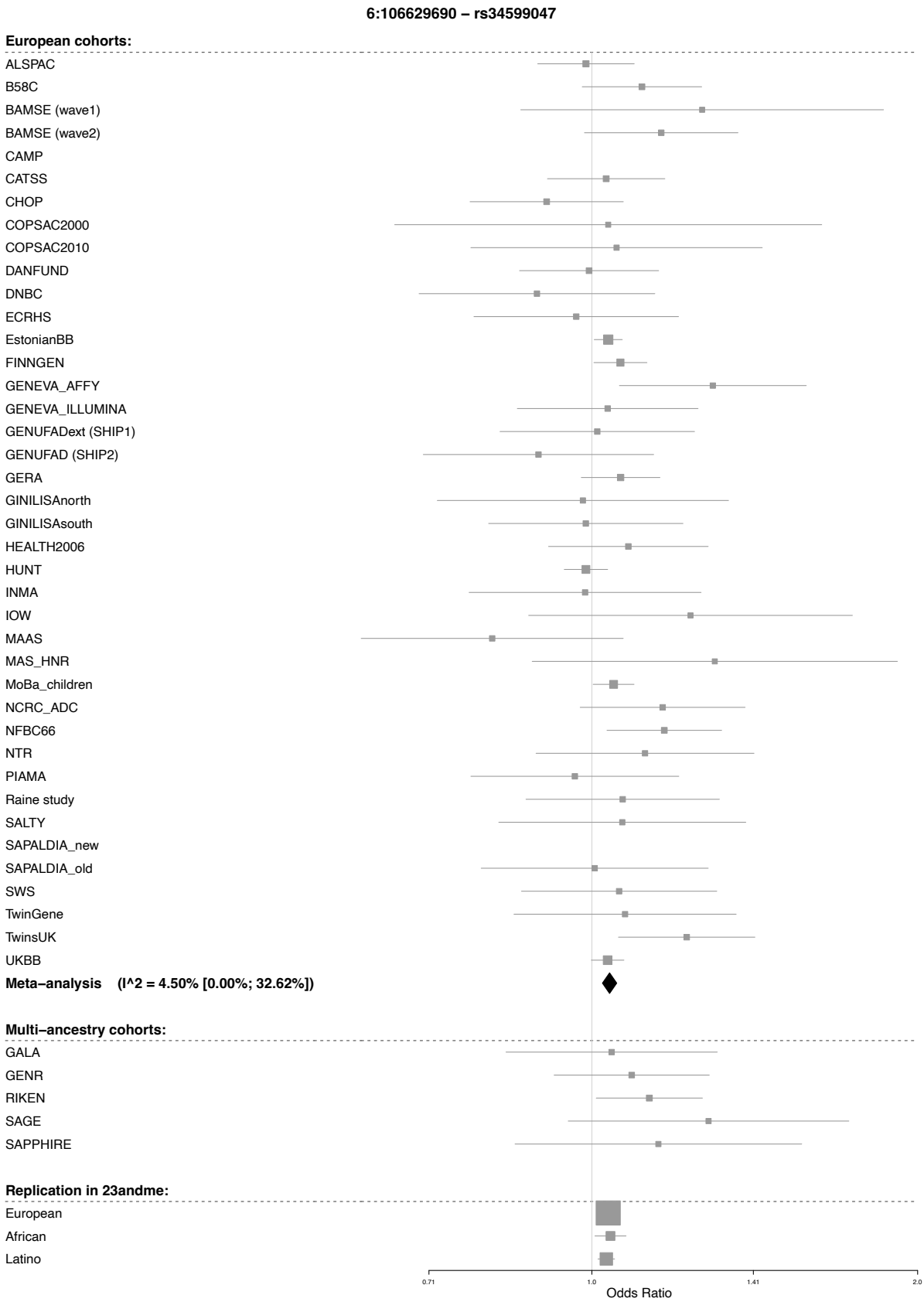
6:106629690 – rs34599047
European cohorts:
ALSPAC
B58C
BAMSE (wave1)
BAMSE (wave2)
CAMP
CATSS
CHOP
COPSAC2000
COPSAC2010
DANFUND
DNBC
ECRHS
EstonianBB
FINNGEN
GENEVA_AFFY
GENEVA_ILLUMINA
GENUFADext (SHIP1)
GENUFAD (SHIP2)
GERA
GINILISAnorth
GINILISAsouth
HEALTH2006
HUNT
INMA
IOW
MAAS
MAS_HNR
MoBa_children
NCRC_ADC
NFBC66
NTR
PIAMA
Raine study
SALTY
SAPALDIA_new
SAPALDIA_old
SWS
TwinGene
TwinsUK
UKBB
Meta−analysis (I^2 = 4.50% [0.00%; 32.62%])
Multi−ancestry cohorts:
GALA
GENR
RIKEN
SAGE
SAPPHIRE
Replication in 23andme:
European
African
Latino
0.71
1.0
1.41
2.0
Odds Ratio

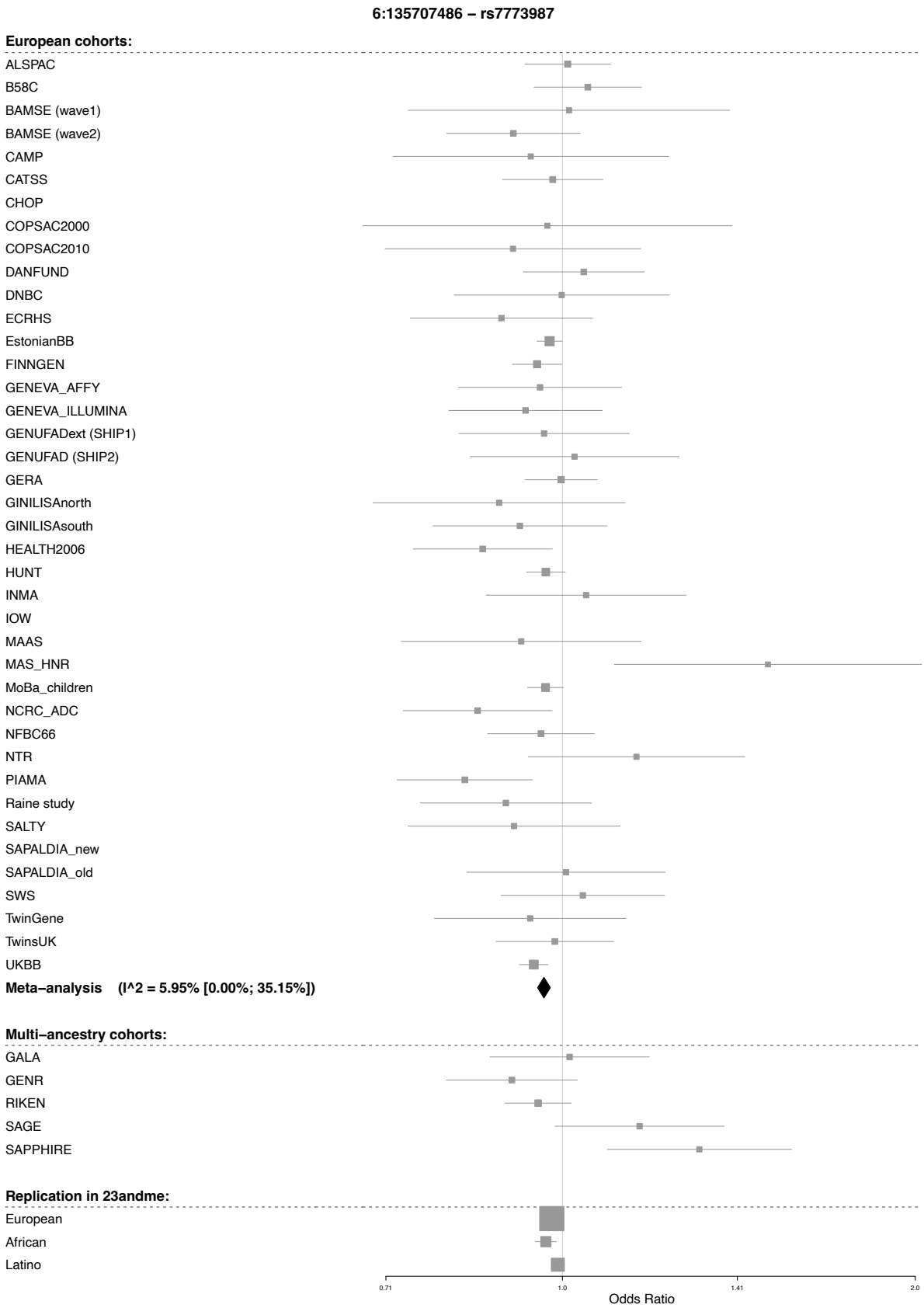
6:135707486 – rs7773987
European cohorts:
ALSPAC
B58C
BAMSE (wave1)
BAMSE (wave2)
CAMP
CATSS
CHOP
COPSAC2000
COPSAC2010
DANFUND
DNBC
ECRHS
EstonianBB
FINNGEN
GENEVA_AFFY
GENEVA_ILLUMINA
GENUFADext (SHIP1)
GENUFAD (SHIP2)
GERA
GINILISAnorth
GINILISAsouth
HEALTH2006
HUNT
INMA
IOW
MAAS
MAS_HNR
MoBa_children
NCRC_ADC
NFBC66
NTR
PIAMA
Raine study
SALTY
SAPALDIA_new
SAPALDIA_old
SWS
TwinGene
TwinsUK
UKBB
Meta–analysis (I^2 = 5.95% [0.00%; 35.15%])
Multi–ancestry cohorts:
GALA
GENR
RIKEN
SAGE
SAPPHIRE
Replication in 23andme:
European
African
Latino
0.71
1.0
1.41
2.0
Odds Ratio

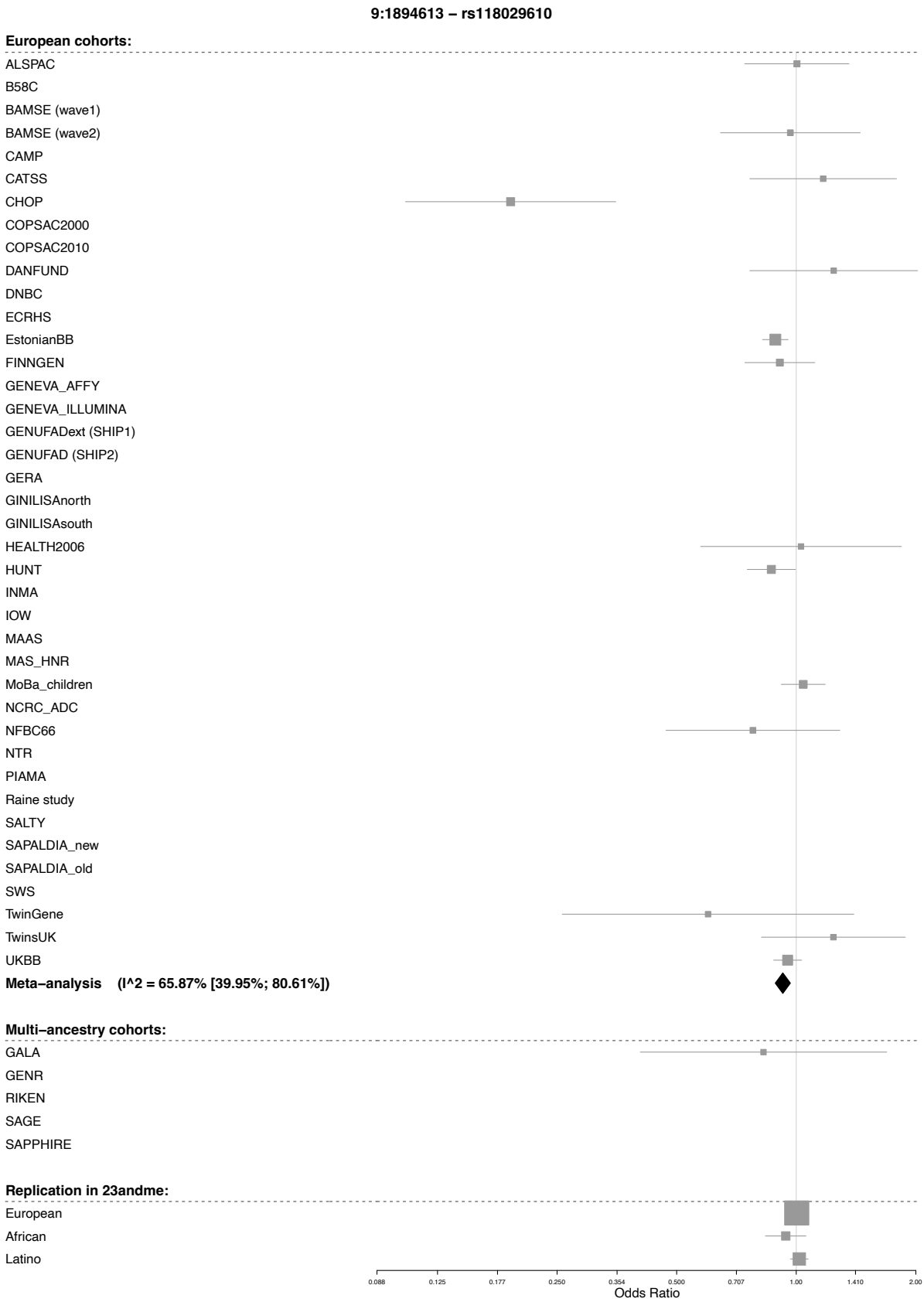
9:1894613 – rs118029610
European cohorts:
ALSPAC
B58C
BAMSE (wave1)
BAMSE (wave2)
CAMP
CATSS
CHOP
COPSAC2000
COPSAC2010
DANFUND
DNBC
ECRHS
EstonianBB
FINNGEN
GENEVA_AFFY
GENEVA_ILLUMINA
GENUFADext (SHIP1)
GENUFAD (SHIP2)
GERA
GINILISAnorth
GINILISAsouth
HEALTH2006
HUNT
INMA
IOW
MAAS
MAS_HNR
MoBa_children
NCRC_ADC
NFBC66
NTR
PIAMA
Raine study
SALTY
SAPALDIA_new
SAPALDIA_old
SWS
TwinGene
TwinsUK
UKBB
Meta–analysis (I^2 = 65.87% [39.95%; 80.61%])
Multi–ancestry cohorts:
GALA
GENR
RIKEN
SAGE
SAPPHIRE
Replication in 23andme:
European
African
Latino
0.088
0.125
0.177
0.250
0.354
0.500
0.707
1.00
1.410
2.00
Odds Ratio

9:140500443 – rs117137535

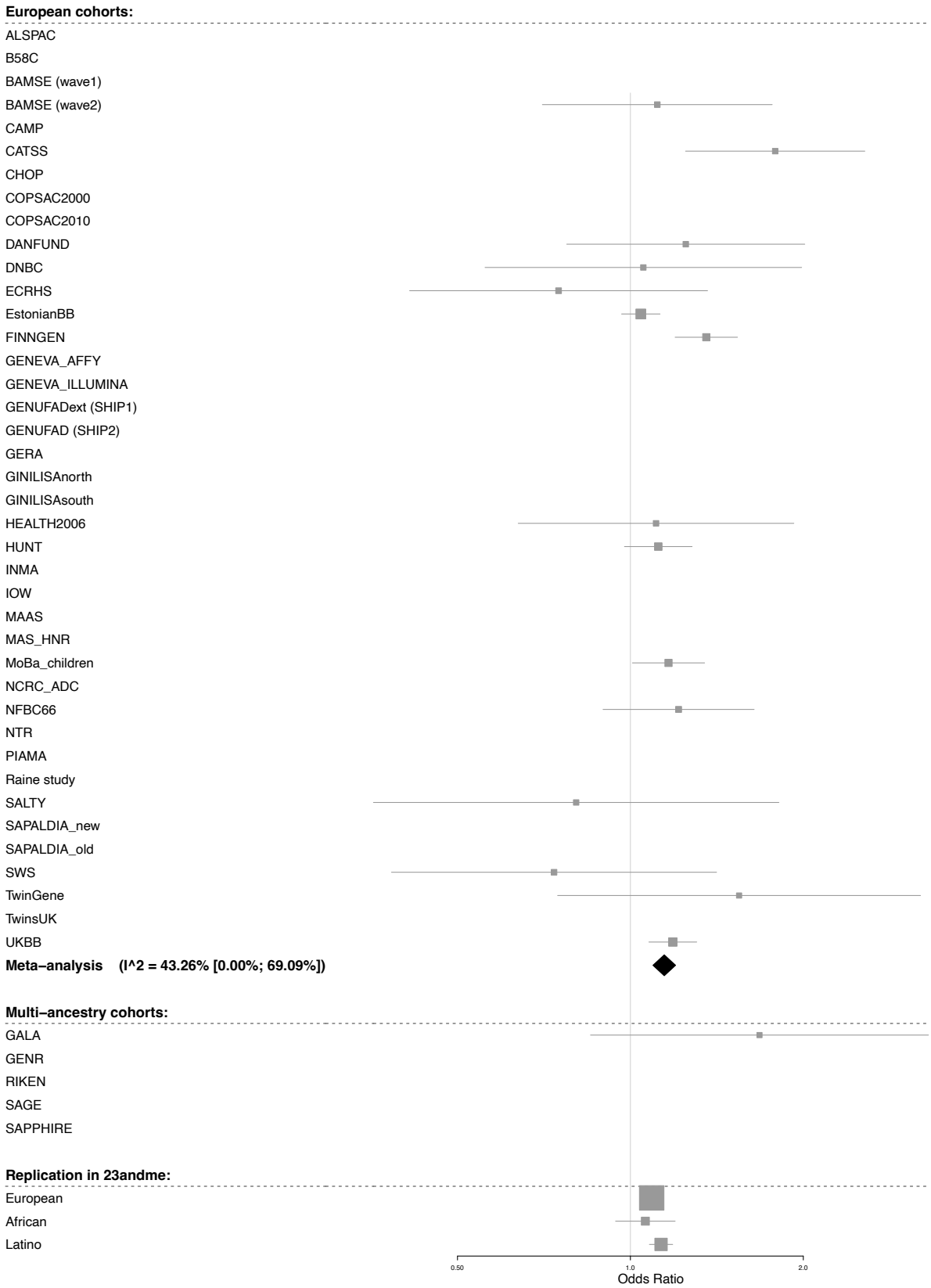

11:7977161 – rs4312054

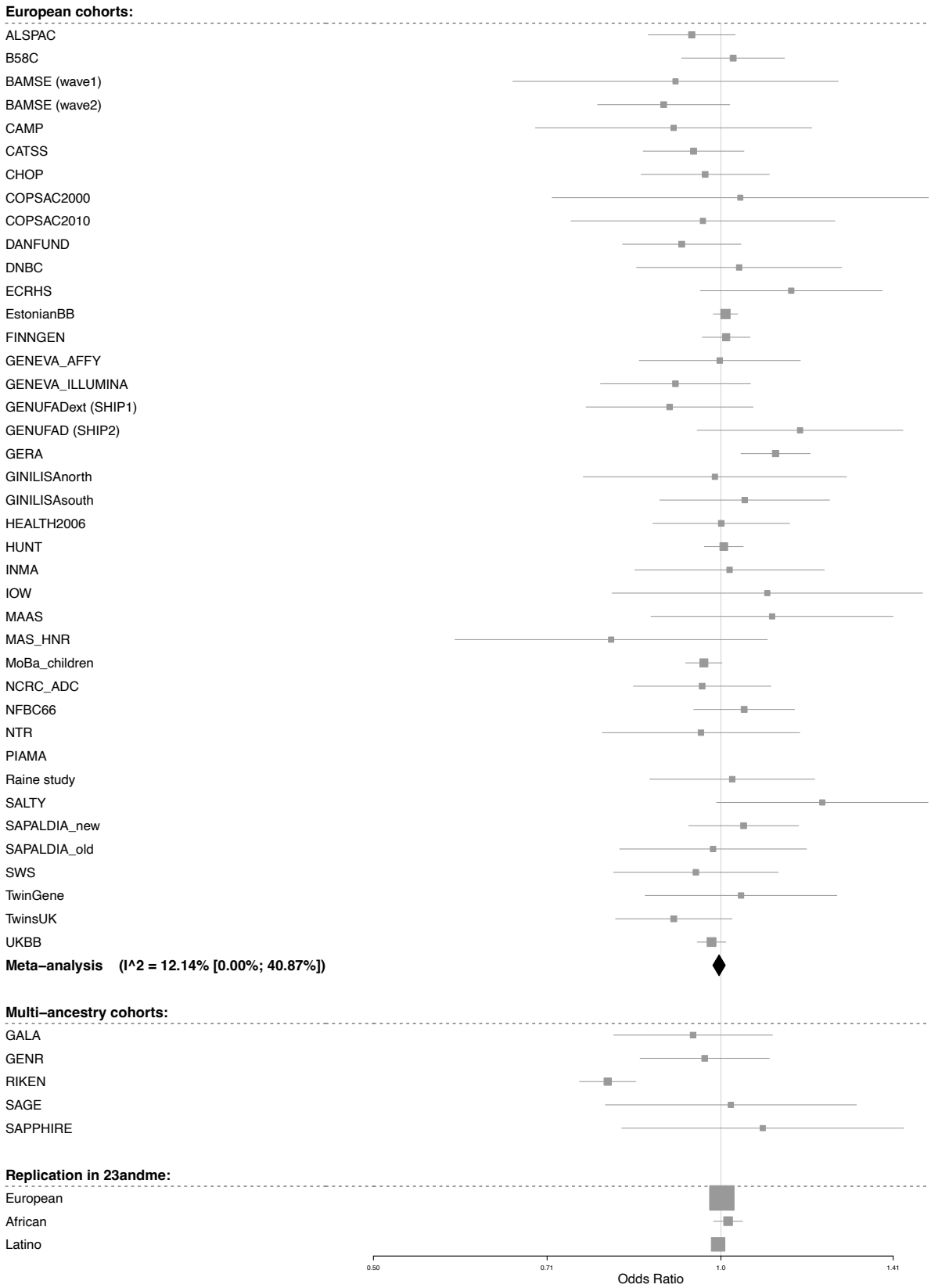

11:83439186 – rs150113720

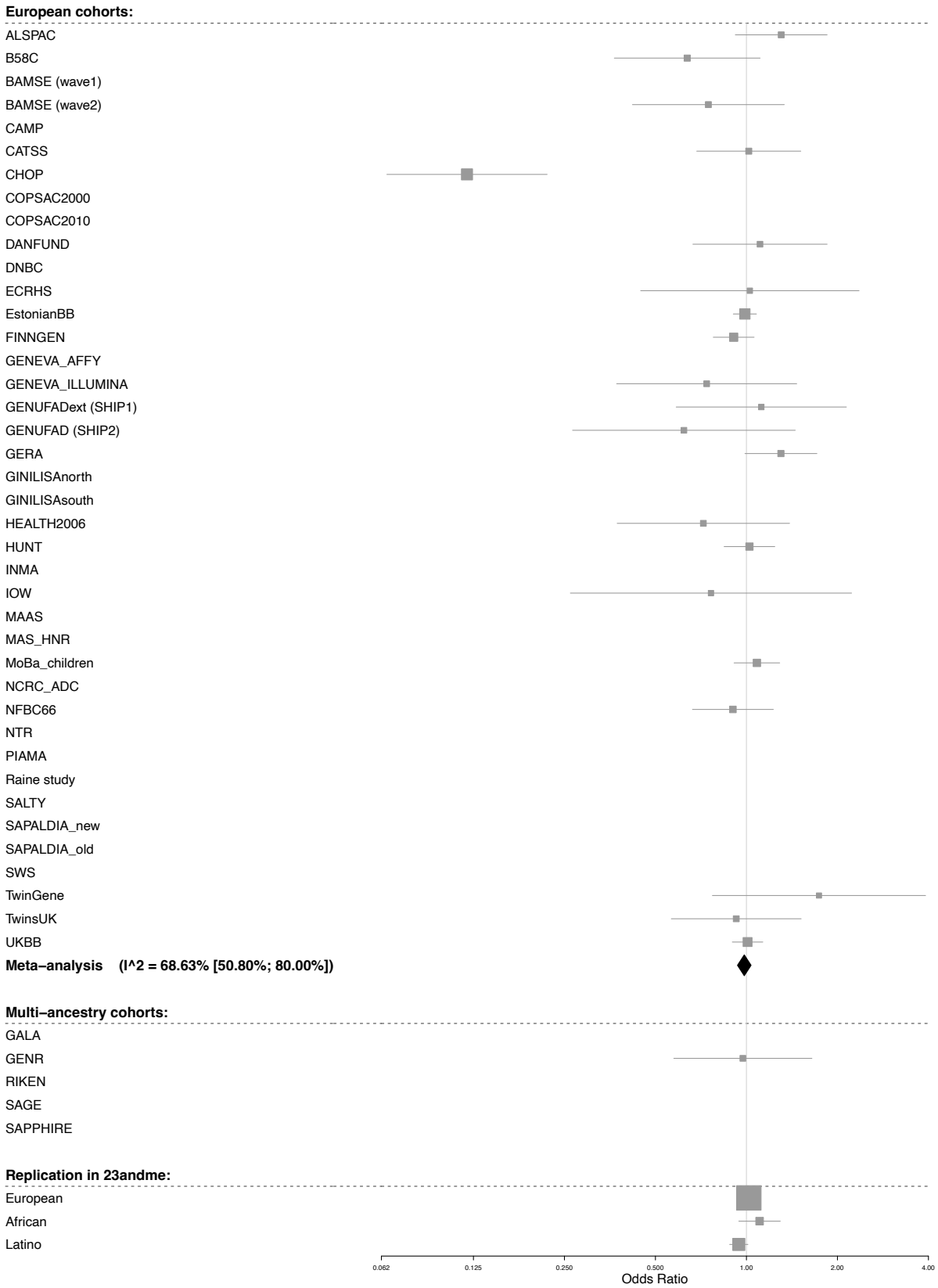

11:101361300 – rs115148078

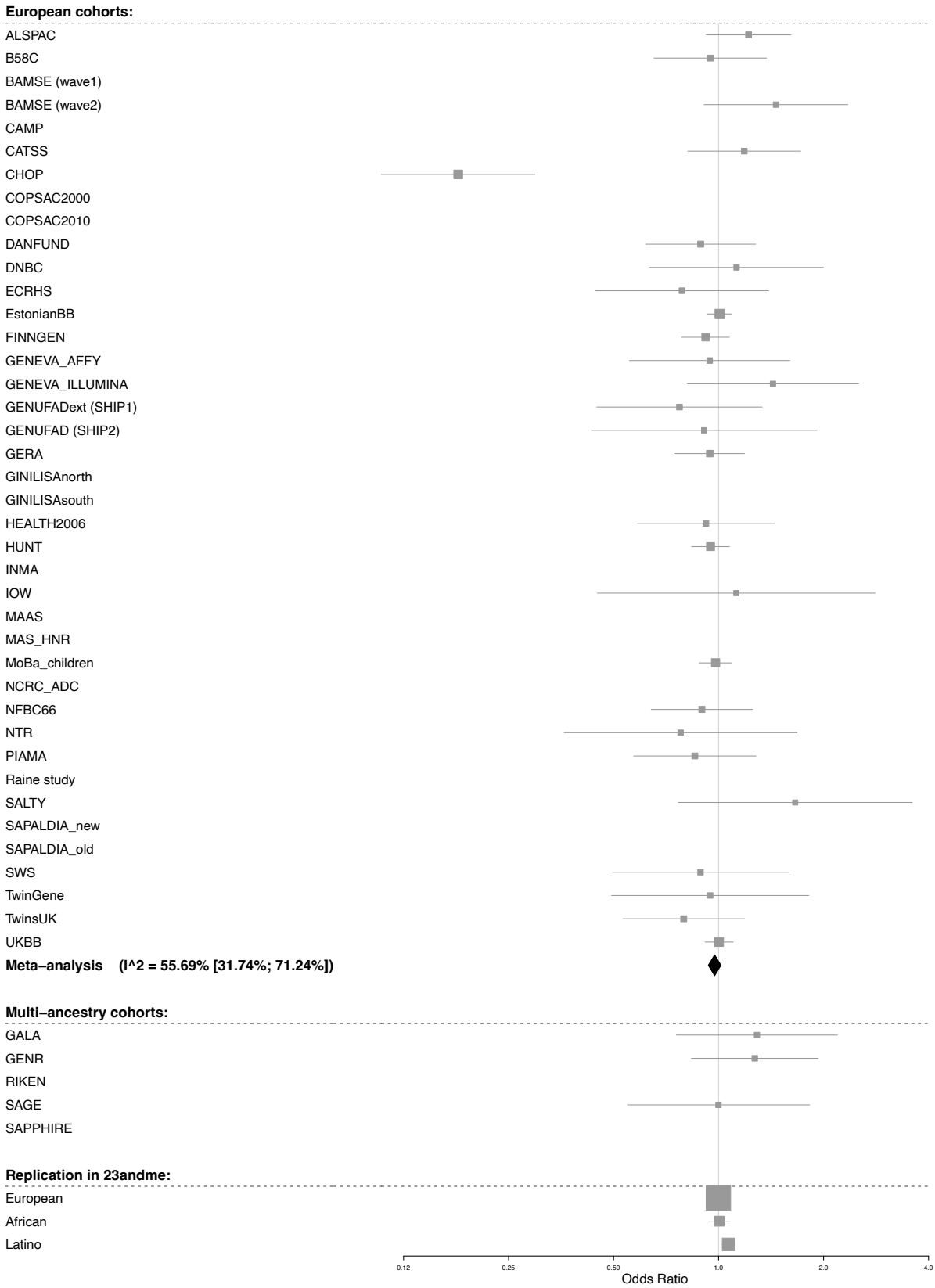

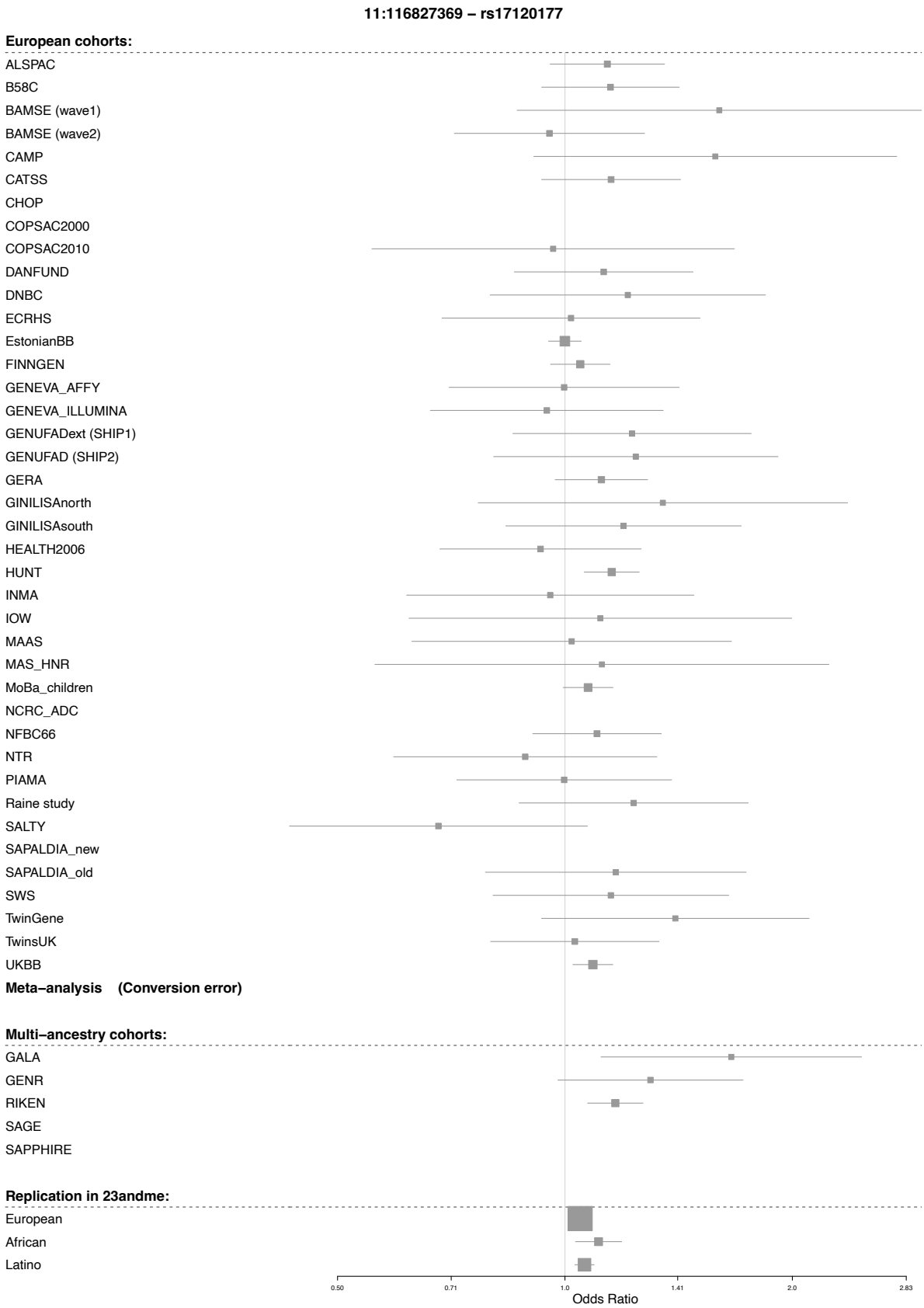
11:116827369 – rs17120177
European cohorts:
ALSPAC
B58C
BAMSE (wave1)
BAMSE (wave2)
CAMP
CATSS
CHOP
COPSAC2000
COPSAC2010
DANFUND
DNBC
ECRHS
EstonianBB
FINNGEN
GENEVA_AFFY
GENEVA_ILLUMINA
GENUFADext (SHIP1)
GENUFAD (SHIP2)
GERA
GINILISAnorth
GINILISAsouth
HEALTH2006
HUNT
INMA
IOW
MAAS
MAS_HNR
MoBa_children
NCRC_ADC
NFBC66
NTR
PIAMA
Raine study
SALTY
SAPALDIA_new
SAPALDIA_old
SWS
TwinGene
TwinsUK
UKBB
Meta–analysis (Conversion error)
Multi–ancestry cohorts:
GALA
GENR
RIKEN
SAGE
SAPPHIRE
Replication in 23andme:
European
African
Latino
0.50
0.71
1.0
1.41
2.0
2.83
Odds Ratio

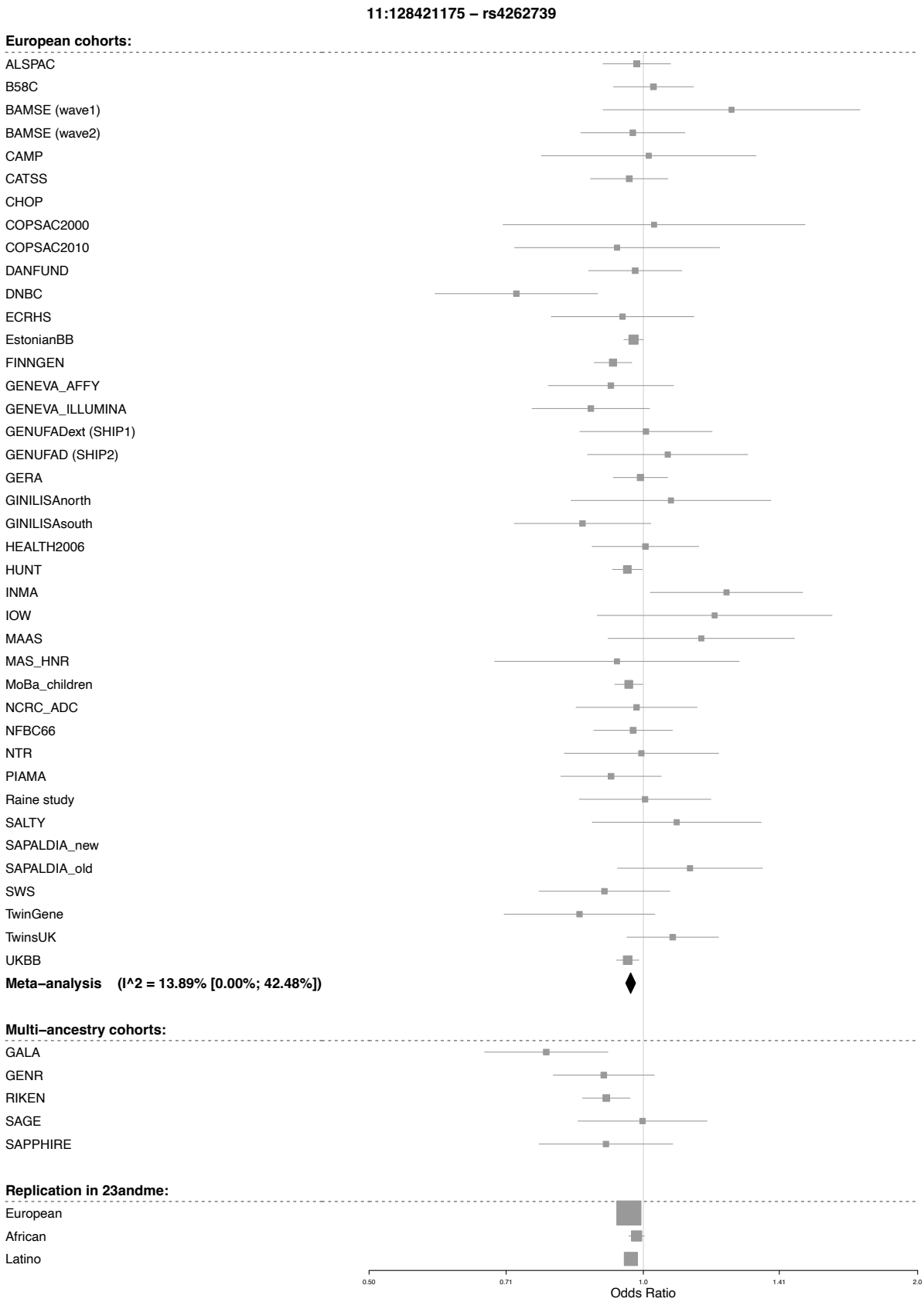
11:128421175 – rs4262739
European cohorts:
ALSPAC
B58C
BAMSE (wave1)
BAMSE (wave2)
CAMP
CATSS
CHOP
COPSAC2000
COPSAC2010
DANFUND
DNBC
ECRHS
EstonianBB
FINNGEN
GENEVA_AFFY
GENEVA_ILLUMINA
GENUFADext (SHIP1)
GENUFAD (SHIP2)
GERA
GINILISAnorth
GINILISAsouth
HEALTH2006
HUNT
INMA
IOW
MAAS
MAS_HNR
MoBa_children
NCRC_ADC
NFBC66
NTR
PIAMA
Raine study
SALTY
SAPALDIA_new
SAPALDIA_old
SWS
TwinGene
TwinsUK
UKBB
Meta–analysis (I^2 = 13.89% [0.00%; 42.48%])
Multi–ancestry cohorts:
GALA
GENR
RIKEN
SAGE
SAPPHIRE
Replication in 23andme:
European
African
Latino
0.50
0.71
1.0
1.41
2.0
Odds Ratio

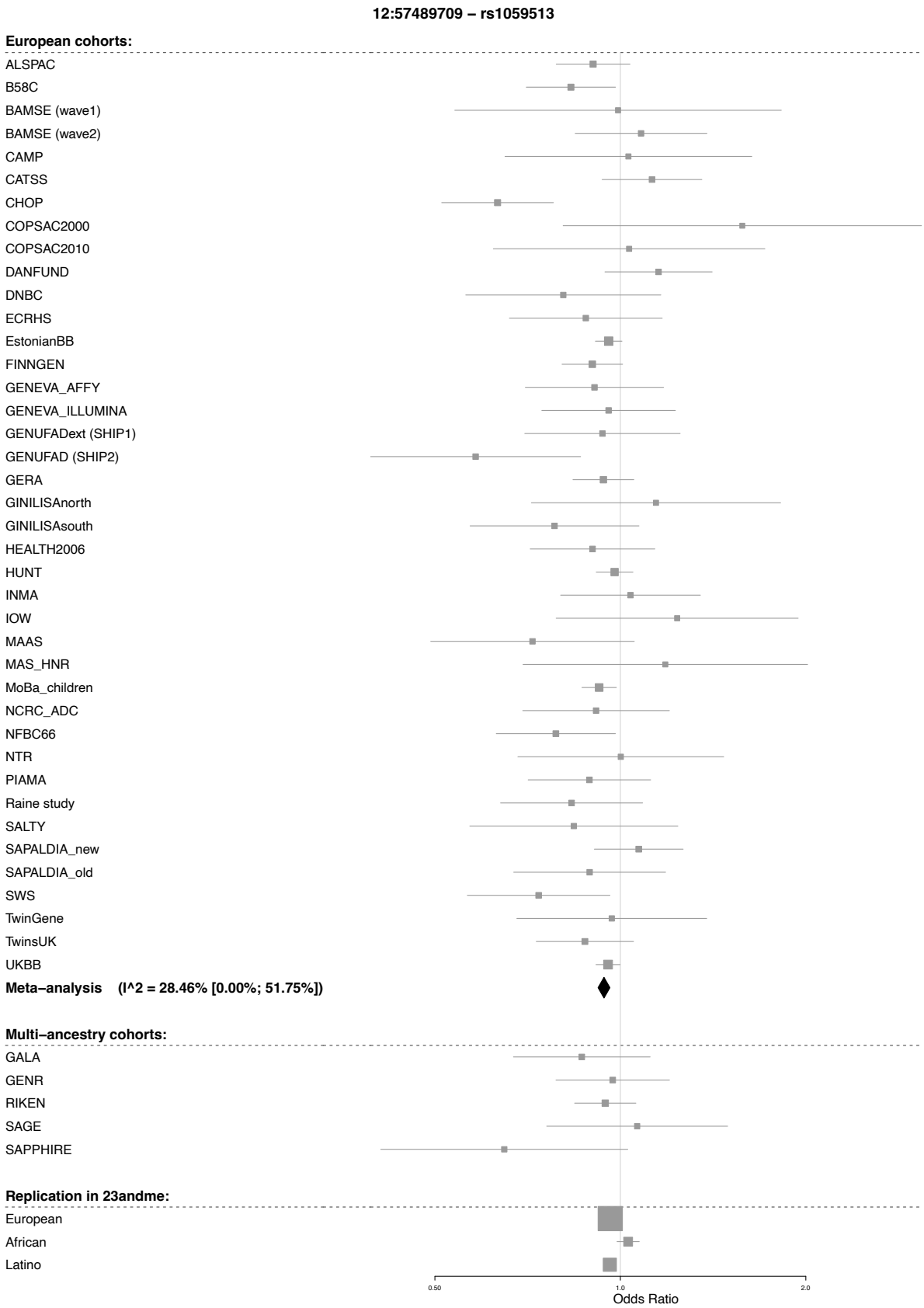
12:57489709 – rs1059513
European cohorts:
ALSPAC
B58C
BAMSE (wave1)
BAMSE (wave2)
CAMP
CATSS
CHOP
COPSAC2000
COPSAC2010
DANFUND
DNBC
ECRHS
EstonianBB
FINNGEN
GENEVA_AFFY
GENEVA_ILLUMINA
GENUFADext (SHIP1)
GENUFAD (SHIP2)
GERA
GINILISAnorth
GINILISAsouth
HEALTH2006
HUNT
INMA
IOW
MAAS
MAS_HNR
MoBa_children
NCRC_ADC
NFBC66
NTR
PIAMA
Raine study
SALTY
SAPALDIA_new
SAPALDIA_old
SWS
TwinGene
TwinsUK
UKBB
Meta–analysis (I^2 = 28.46% [0.00%; 51.75%])
Multi–ancestry cohorts:
GALA
GENR
RIKEN
SAGE
SAPPHIRE
Replication in 23andme:
European
African
Latino
0.50
1.0
2.0
Odds Ratio

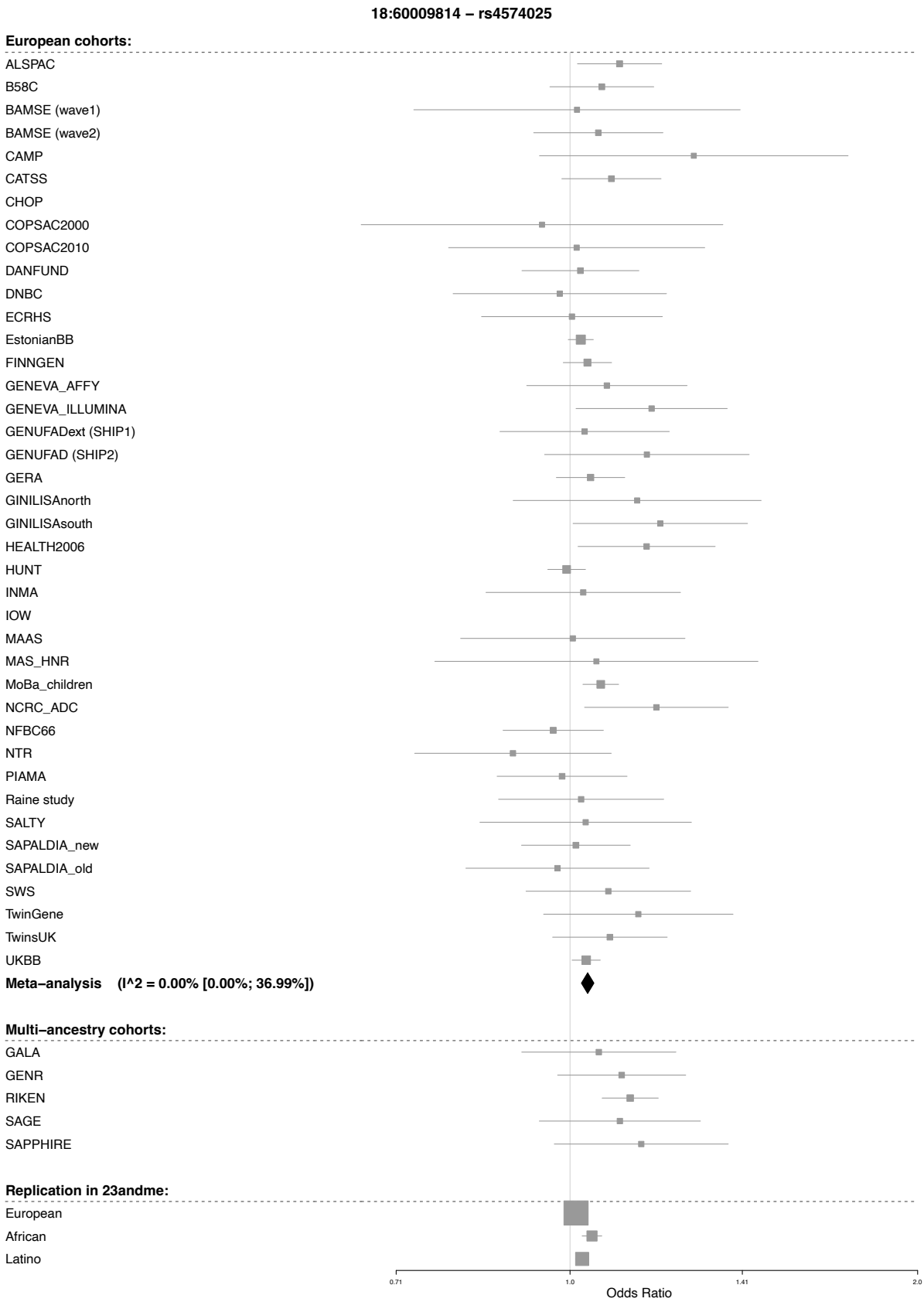
18:60009814 – rs4574025
European cohorts:
ALSPAC
B58C
BAMSE (wave1)
BAMSE (wave2)
CAMP
CATSS
CHOP
COPSAC2000
COPSAC2010
DANFUND
DNBC
ECRHS
EstonianBB
FINNGEN
GENEVA_AFFY
GENEVA_ILLUMINA
GENUFADext (SHIP1)
GENUFAD (SHIP2)
GERA
GINILISAnorth
GINILISAsouth
HEALTH2006
HUNT
INMA
IOW
MAAS
MAS_HNR
MoBa_children
NCRC_ADC
NFBC66
NTR
PIAMA
Raine study
SALTY
SAPALDIA_new
SAPALDIA_old
SWS
TwinGene
TwinsUK
UKBB
Meta–analysis (I^2 = 0.00% [0.00%; 36.99%])
Multi–ancestry cohorts:
GALA
GENR
RIKEN
SAGE
SAPPHIRE
Replication in 23andme:
European
African
Latino
0.71
1.0
1.41
2.0
Odds Ratio

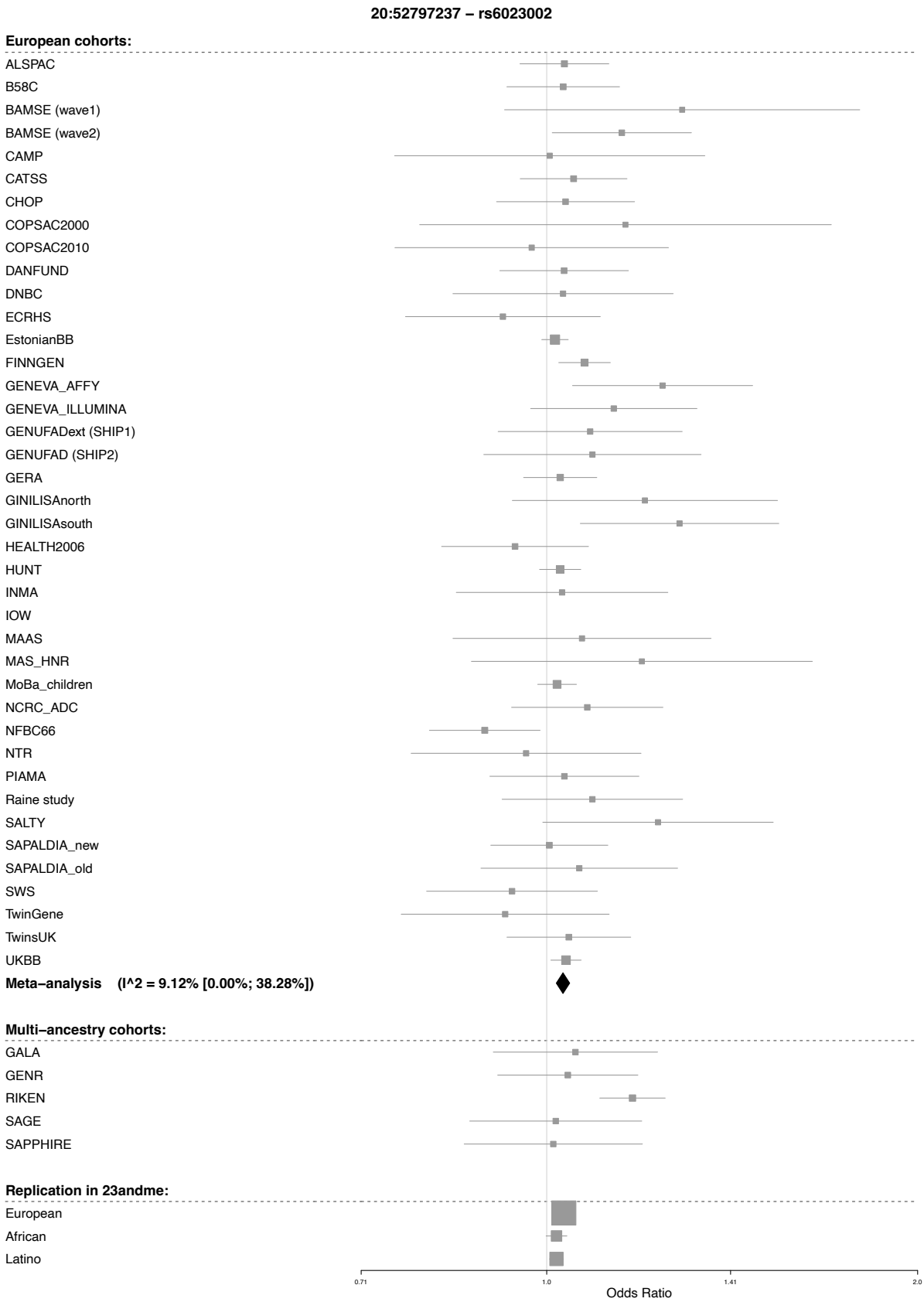
20:52797237 – rs6023002
European cohorts:
ALSPAC
B58C
BAMSE (wave1)
BAMSE (wave2)
CAMP
CATSS
CHOP
COPSAC2000
COPSAC2010
DANFUND
DNBC
ECRHS
EstonianBB
FINNGEN
GENEVA_AFFY
GENEVA_ILLUMINA
GENUFADext (SHIP1)
GENUFAD (SHIP2)
GERA
GINILISAnorth
GINILISAsouth
HEALTH2006
HUNT
INMA
IOW
MAAS
MAS_HNR
MoBa_children
NCRC_ADC
NFBC66
NTR
PIAMA
Raine study
SALTY
SAPALDIA_new
SAPALDIA_old
SWS
TwinGene
TwinsUK
UKBB
Meta–analysis (I^2 = 9.12% [0.00%; 38.28%])
Multi–ancestry cohorts:
GALA
GENR
RIKEN
SAGE
SAPPHIRE
Replication in 23andme:
European
African
Latino
0.71
1.0
1.41
2.0
Odds Ratio

(*) Marked SNPs have failed quality control in 23andme latinos, even though they are still found.