


Internet-facilitated interventions for informal caregivers of patients with neurodegenerative disorders: Systematic review and meta-analysis

Digital Health
Volume 8: 1–29
© The Author(s) 2022
Article reuse guidelines:
sagepub.com/journals-permissions
DOI: 10.1177/20552076221129069
journals.sagepub.com/home/dhj


Neil Boyt¹ , Aileen K Ho¹, Hannah Morris-Bankole¹ and Jacqueline Sin²

Abstract

Objective: This systematic review explored the effectiveness of internet-delivered interventions in improving psychological outcomes of informal caregivers for neurodegenerative-disorder (ND) patients.

Methods: We searched seven databases for English-language papers published from 1999 to May 2021. Study-eligibility required that interventions used a minimum 50% internet-facilitation, targeting unpaid, adult informal caregivers of community-based ND-patients. We included randomised controlled trials (RCTs) and pre-post evaluative studies reporting outcomes for at least one-time point post-intervention. Independent quality checks on abstract and full-text screening were completed. Data extraction encompassed interventions' features, approaches, theoretical bases and delivery-modes. The Integrated quality Criteria for the Review Of Multiple Study designs (ICROMS) framework assessed risk of bias. Alongside narrative synthesis, we calculated meta-analyses on post-intervention using outcome measures from at least two RCTs to assess effectiveness.

Results: Searches yielded 51 eligible studies with 3180 participants. In 48 studies, caregivers supported a dementia-diagnosed individual. Intervention-durations encompassed four weeks to 12 months, with usage-frequency either prescribed or participant-determined. The most frequently-used approach was education, followed by social support. We calculated meta-analyses using data from 16 RCTs. Internet-delivered interventions were superior in improving mastery ($g = 1.17$ [95% CI; 0.1 to 2.24], $p = 0.03$) and reducing anxiety ($g = -1.29$ [95% CI; -1.56 to -1.01], $p < 0.01$), compared to all controls. Findings were equivocal for caregivers' quality of life, burden and other outcomes. High heterogeneity reflected the multifarious combinations of approaches and delivery-modes, precluding assessment of the most efficacious intervention features. Analyses using burden and self-efficacy outcomes' follow-up data were also non-significant compared to all comparator-types. Although 32 studies met the ICROMS threshold scores, we rated most studies' evidence quality as 'very-low'.

Conclusions: This review demonstrated some evidence for the efficacy of internet-delivered interventions targeting informal ND-caregivers. However, more rigorous studies, with longer follow-ups across outcomes and involving NDs other than dementia, are imperative to enhance the knowledge-base.

Keywords

digital, general, internet, general, informal caregivers, neurodegenerative disorders, dementia, disease, Alzheimer disease, online, general, web-based, systematic review, carer

Submission date: 13 December 2021; Acceptance date: 11 September 2022

¹School of Psychology & Clinical Language Sciences, University of Reading, Earley Gate, RG6 6AL, England

²School of Health and Psychological Sciences, City, University of London, Myddelton Street Building, Myddelton Street, London, EC1R 1UW, England

Corresponding author:

Neil Boyt, School of Psychology & Clinical Language Sciences, University of Reading, Earley Gate, RG6 6AL, England, UK.
Email: n.boyt@pgr.reading.ac.uk



Introduction

Neurodegenerative disorders (ND) present an increasing health exigency worldwide¹ being the foremost cause of increases in disability and second highest cause of death.² Furthermore, the prevalence rate of the more common NDs such as Alzheimer's disease (AD) and Parkinson's disease (PD) is predicted to double in the next 20 years.¹ Rarer NDs such as Huntington disease's (HD),³ amyotrophic lateral sclerosis,⁴ or multiple sclerosis (MS)⁵ have a devastating impact on patient and carer health and quality of life.

These NDs are relentlessly progressive with no known cure. Patients typically experience a complex, variable and unpredictable course of disease⁶ over years and often decades. Changes in behavioural, cognitive and motor skills⁷ affect instrumental (e.g. managing money, transportation, etc.) and basic activities of daily living (e.g. feeding, dressing and washing)^{8–10} escalating caregiver burden.^{11,12} ND care-provision is distinctly demanding¹³ and is associated with sleep impairment,¹⁴ anxiety,^{15,16} stress,¹⁷ depression,^{18,19} cognitive decline²⁰ increased heart-disease risk²¹ and exacerbation of pre-existing conditions.²²

Caregivers risk experiencing burnout. Where care-provision becomes both nonviable and deleterious²³ the decision to institutionalise care-recipients is inexorable.²⁴ To address this, different caregiver interventions such as psychoeducation,²⁵ counselling,²⁶ cognitive behavioral therapy²⁷ and support groups²⁸ are promising, but their effects vary. These studies are affected by low engagement and high attrition rates²⁹ often due to the complexity, time demands and intensity of care-provision.³⁰

Internet-facilitated interventions have improved access through being flexible and cost-effective.³¹ This is further enhanced by the recent proliferation in smartphone ownership, concomitant with availability of mobile applications.^{32–34} Traditionally face-to-face interventions successfully transferred online include videoconferencing-based clinical visits³⁵ particularly during the recent Covid-19 pandemic-enforced lockdowns,³⁶ web-based support groups³⁷ and psychosocial interventions for caregiving dyads.³⁸ Caregivers are also able to access support networks through social media platforms^{39,40} whilst connecting with caregiver-peers.³⁷

Most reviews of caregiver interventions focus on dementia patients.⁴¹ These reviews highlight the plurality of intervention characteristics and features,^{42–43} psychological constructs targeted⁴⁴ and delivery modalities employed. Although there is some agreement that multicomponent interventions (e.g. psychoeducation with CBT) are more effective in improving caregiver outcomes,^{42,45} consensus around efficacious components⁴⁶ or underlying mechanisms⁴⁷ remains elusive. Additionally, there appears to be an absence of literature on internet-based interventions in less common NDs, such as PD,²² amyotrophic lateral sclerosis (ALS) and rare NDs, for example, HD.⁴⁸

This review investigated the efficacy of internet-facilitated interventions are at improving well-being and other health outcomes for informal caregivers of community-based, ND-diagnosed individuals. Four specific questions were addressed: (1) What therapeutic approaches and theoretical bases are most frequently used in interventions? (2) Which features are common within internet-facilitated interventions' content and design? (3) How effective are interventions in promoting informal caregivers' psychological health when compared to standard care alone or other active comparators (e.g. face-to-face)? (4) Which intervention approach and design feature (e.g. group vs. individual) is most efficacious?

Methods

This study was prospectively registered on Prospero before searches started⁴⁹ and was conducted in accordance with the latest PRISMA guidelines.⁵⁰ A completed checklist can be found in Appendix 1.

Search strategy and data sources

We searched the following databases, from 1999 until May 2021, for published studies written in English: MEDLINE and MEDLINE in-process (via Ovid); PsycINFO (via Ovid), NIH Clinical Trials; Cochrane Central Register of Controlled Trials (CENTRAL); Web of Science and PubMed. Following establishment of a provisional list of studies, their citation indexes were checked for any similar studies not captured by the initial search,⁵¹ alongside hand-searching the reference lists of other reviews covering analogous intervention-types (e.g. internet-facilitated interventions for unpaid caregivers of patients with similar conditions).

A search strategy using key search terms compiled through a combination of the study authors' (AH, JS) expertise and consultation of the extant literature was formulated. Terms were devised using the Population (e.g. *caregiv*/neurodegener*/informal*); Intervention (*iPhone/digital/technology*); Comparison intervention and Outcome measures (PICO) framework,⁵² concentrating on population and intervention terms, to ensure a highly sensitive search. Searches were executed using a mixture of entered keywords and existing Medical Subject Heading terms (MeSH), which were 'exploded' to encompass related terms. Truncation conventions, common abbreviations and Boolean operators were utilised where appropriate in order to optimise the search's sensitivity. For each database, the search strategy was customised. A complete list of search terms for each database are detailed in Appendix 2.

Study eligibility criteria and selection

Studies included adult individuals (18 years-old +) who provide unpaid care to another community-based person

with a neurodegenerative disease (ND) diagnosis. These included AD and related Dementias (e.g. frontotemporal dementia; dementia with Lewy bodies), MS, PD, motor neuron disease (e.g. amyotrophic lateral sclerosis) and HD for the latter this encompassed care-recipients with either a family history of or a positive genetic test for HD. In caregiver-recipient dyad studies, the reporting of outcome-measures exclusively derived from caregivers were required. We excluded studies involving formal, professional or paid caregivers, alongside institutionalised care-provision. Eligible caregiver-targeted interventions involved at least 50% delivery via an internet-facilitated device (e.g. smartphone, desktop computer). Any interventions that employed non-internet facilitated storage-media (e.g. CD-ROM, DVD's) only alongside those that were solely focused on practical skills training (e.g. lifting, bathing) were excluded. Where studies utilised a comparator, it was categorised as either: 1) Inactive: Wait-list/usual care/no treatment/non-active technological comparison (e.g. read-only information delivered via storage media); or 2) Active: non-technological active comparison (e.g. face-to-face delivered therapy or carer support group).

After downloading search results from all databases into an EndNote Online library, duplicates were removed using both the 'deduplication' function and manual identification. NB implemented initial screening of all titles and abstracts. For studies deemed either apposite or requiring further information, NB administered full-text screening. These stages were carried out independently by HBM, who screened at least 20% of the titles and abstracts, and full-text studies, in parallel. Disagreements between screenings were resolved through team discussion.

For inclusion in this review, studies needed to be quantitative studies reporting data from validated outcome measures capturing changes in psychological health variables (e.g. burden, perceived quality of life (PQoL) or health-related quality of life (HRQoL)). We included both controlled and non-controlled before-after studies (e.g. a single intervention group to test feasibility) in addition to randomized controlled trials. Correspondingly, this excluded protocol or other descriptive studies that did not provide outcome data. For estimating effect measures, only data reported by RCT's were considered in evaluating intervention effectiveness.

Data extraction

Relevant information from eligible full-text papers was recorded on data extraction forms, designed through adaptation of the Cochrane Handbook of Systematic Reviews⁵² guidelines to the specific objectives of this study (blank example in Appendix 4). Data extracted included; study setting, sample size in each arm, study participants' characteristics and patient's ND diagnosis. We recorded

intervention features such as; intervention's duration, delivery intensity (e.g. weekly) and features (e.g. videoconferencing), group versus individual participation and features of comparator conditions. Alongside the outcome measures used, post-intervention group means and standard deviations were extracted, with post-intervention and any follow-up data recorded separately.

In order to address review questions regarding the most frequently employed approaches, Chi & Demiris'⁵⁴ classification system to categorise interventions was incorporated as follows:

1. Education (e.g. educational websites or videos);
- 2) Consultation;
- 3) Social support (e.g. peer group meetings);
- 4) Psychosocial/cognitive behavioural therapy (remotely delivered therapy, coaching);
- 5) Data collection and monitoring systems (e.g. experience sampling method (ESM));
- and 6) Clinical care delivery (e.g. therapy delivered to caregiver & patient over videoconferencing).

To investigate the theoretical bases used in intervention design and implementation, we administered elements of Michie & Prestwich's⁵⁵ theory coding scheme (TCS), applying the eleven items that identify how theory and predictors or constructs are assimilated into interventions' framework. Items 1–6 are applicable where interventions studies either mention theories or predictors, base selection of participants on them, or use them to select, develop or tailor techniques. Items 7–11 concern the linking of intervention-techniques to theory, constructs or predictors. Items 12–19 were not utilised, as these were focused on construct measurement, mediation effects and whether outcomes led to theory alteration. Because our analysis was for classification purposes only, we opted not to employ their scoring system.

To investigate the modes of delivery used in intervention design and implementation, Webb et al.'s⁵⁶ coding convention was applied in which one or more of the following categories could be assigned:

1. *Automated functions.* i) providing an enriched environment (e.g. access to content and other links); ii) providing tailored feedback based on monitoring (reinforcement messaging); iii) follow-up messaging (e.g. reminders, encouragement)
2. *Communicative functions.* i) scheduled contact with an advisor (e.g. emails); ii) access to an advisor to receive advice (e.g. 'chat sessions, "ask the Expert" facility); iii) peer-to-peer (e.g. peer-to-peer discussions, live-chat). Furthermore, the details recorded about the advisor were study-specific descriptions of their role (e.g. moderator), alongside any prerequisite qualifications or training given.
3. *Supplementary modes.* such as i) email; ii) phone; iii) SMS; or iv) videoconferencing.

Data analysis

To resolve questions 1 & 2, relevant data on intervention features was grouped together and synthesised using a narrative approach. For question 3, quantitative synthesis using group means and standard deviations were extracted. If this data were not available, study authors were contacted. If required data could not be obtained, that measurement was excluded from the calculations. For studies reporting post-intervention means at multiple time-points, the first post-intervention time-point (e.g. at the conclusion of intervention exposure) was used in calculations. Any studies that reported follow-up data were pooled for separate meta-analysis per outcomes. To address question 4, we contemplated meta-regression using potential modifiers where at least ten studies reported the same outcome. Intervention approach, mode of delivery and participation type (individual vs. group participation) were identified as viable modifiers.

Meta-analysis using post-intervention measurements were conducted when outcome data were reported by at least two RCTs. We calculated the inverse variance method of Hedges g standardised mean differences (SMD) with 95% confidence intervals, using RevMan version 5.4 for effect-size pooling. The fixed effect model was reported if there were less than five studies ($k < 5$) in the meta-analysis, or the random-effects model for those with five studies or more ($k \geq 5$), in line with recommendations.⁵⁷ Heterogeneity was assessed using the I^2 statistic,⁵⁸ with an I^2 calculation of $\leq 25\%$ considered low; $\leq 50\%$ considered 'moderate'; and $> 50\%$ considered high.¹³²

Risk of bias in individual studies

On account of the variation of study-designs, we assessed the quality of included studies using the Integrated quality Criteria for the Review of Multiple Study designs (ICROMS).⁵⁹ Individual assessment items are stipulated within seven dimensions, in which items are either specified for particular study designs (e.g. 2A: allocation adequately controlled for RCT's only) or applicable to all types (e.g. 3E: outcome measures assessed blindly). Relevant items are scored (2 = criterion met; 1 = unclear; 0 = criterion not met), which are then summed to provide a 'global quality score' for each paper. These totals were assessed against the specified threshold scores (60% of the total available) for each study design, detailed in a 'decision matrix', which also stated individual 'mandatory criteria' items for study-types. Threshold scores are 18 out of a possible 30 for CBA's and 22 out of 36 for RCT's or NCBA's.

NB conducted an initial quality assessment. HMB conducted an independent assessment on a 20% random sample of all included studies. Both NB and HMB compared their assessments for this random sample. Any

unresolved discrepancies or disagreements were settled by the review team.

Evidence quality

For studies incorporated into meta-analyses, the Grading of Recommendations, assessment, Development and Evaluation (GRADE) framework was applied to assess the evidence quality.⁵³ This approach uses five domains: risk of bias, inconsistency, indirectness, imprecision and publication bias to appraise evidence quality. This is reflected in one of four levels: 'high'; 'moderate'; 'low' or 'very low'.

Results

The initial search generated 15,010 results. Following deduplication and screening via abstract and title, 202 references were progressed for full-text screening by the first author (NB). Following calibration with another author's (HMB) independent screening, 51 studies (all unique study datasets) were assessed as fully meeting eligibility criteria. The full screening process is illustrated in Figure 1.

Of the 151 excluded full-text studies, the 40 studies classed as 'near-misses' are detailed in Appendix 3, with reasons for their exclusion. The most frequent reasons for exclusion were: $> 50\%$ of intervention not internet-facilitated ($k = 8$), non-caregiver focused intervention or measures ($k = 5$) and outcome criteria not met ($k = 8$).

Description of studies

Within the 51 eligible studies, 48 different interventions are reported; three interventions were reported in more than one study, albeit involving different study populations; 'Tele-STAR',^{83,95} 'Caring for Others',^{94,95} and DEM-DISC'.^{97,99} The final list consisted of 26 RCTs, seven controlled before-after (CBA) studies and 18 non-controlled before after (NCBA) studies. Study-duration varied, as did whether authors reported weeks, months or years. The briefest studies lasted less than one month^{76,94,101}; the longest was two years in length.⁸ Geographically, almost half the studies ($k = 25$) were conducted in North America and another 19 in Europe. Of the remaining studies, three were carried out in South-Asia, one in South America, one in Australia, one in India and one in Iran.

Most studies limited outcome data collection to pre- and post-intervention ($k = 35$), with few studies reporting outcomes mid-intervention ($k = 8$) or follow-up ($k = 10$) ranging from two weeks⁸³ to 42 weeks.⁶⁶ We identified 38 individual outcome domains quantified using 92 different outcome-measures. Depression was the most frequently measured ($k = 32$) using eight different scales, followed by

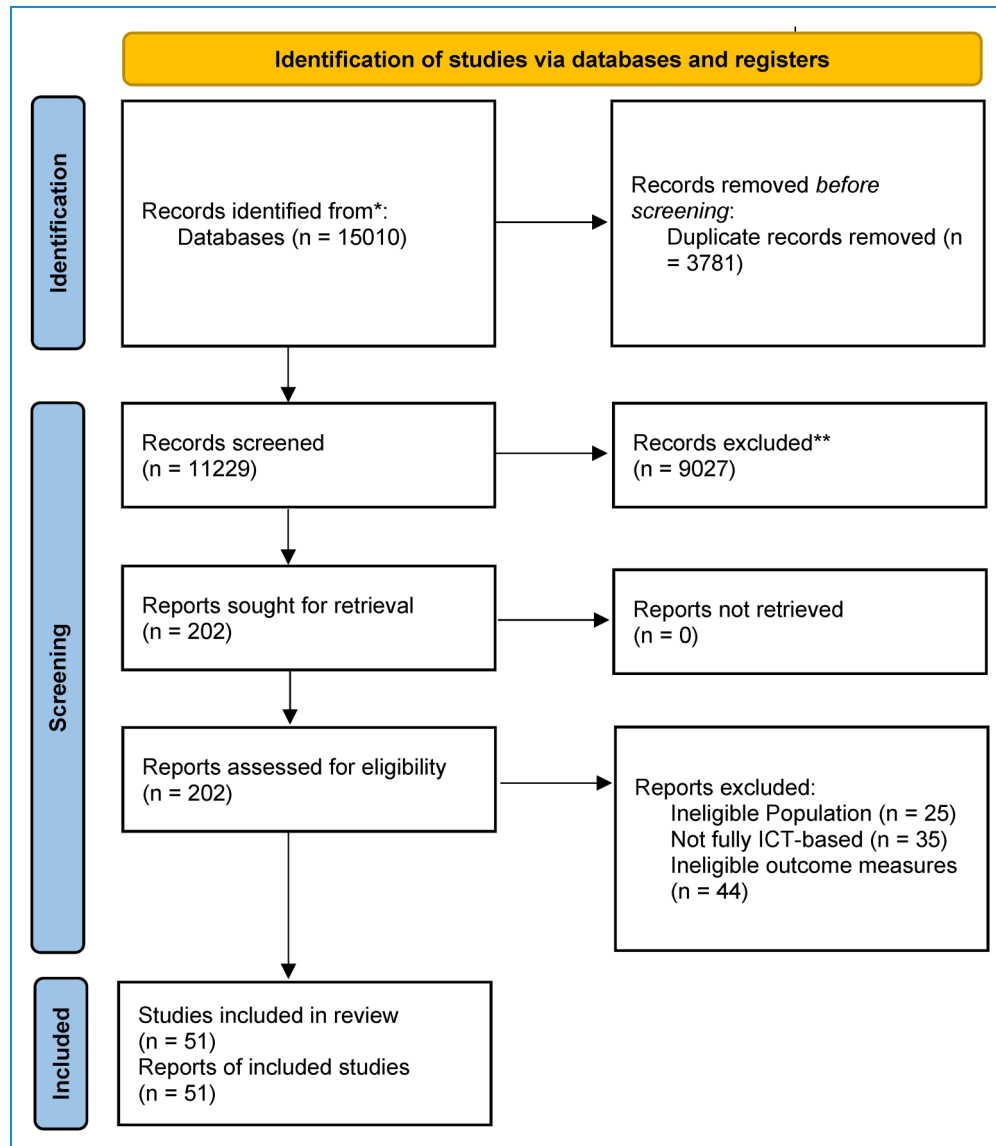


Figure 1. Prisma flowchart for the identification of studies.

burden ($k = 26$) using six different scales and mastery ($k = 13$) using six different scales.

An overview of study characteristics, listed by study lead author, is presented in Table 1

Population characteristics

A total of 3180 informal caregivers were enrolled across all studies. For RCTs, or CBAs that incorporated comparative groups, the mean number of participants was 43 ($SD = 36.72$) in intervention and 41 ($SD = 27.05$) in control arms. In NCBAs, the mean sample size was 28 ($SD = 16.99$). All but five studies^{63,79,81,83,91} provided information on gender of participants; female caregiver participants constituted 32%¹⁰⁸ to 100%^{60,90} of the sample size.

Reporting of other demographic variables such as age, ethnicity or caregiver-patient relationship varied substantially across studies. Where studies reported mean ages, this ranged from 52.9 years ($SD = 11.4$) to 72.1 years ($SD = 8.4$). For the studies that reported age ranges, the lowest reported was 20, the highest 87. Five studies completely omitted this information. In terms of caregiver's relationship to care recipient, most studies involved spouses or adult-children.

In respect of other socio-demographics (e.g. educational-attainment, monthly income), our ability to synthesize was constrained by the extent of inconsistent reporting. This was also true for other variables of interest, including pre-intervention ownership, familiarity or confidence with internet-facilitated technology. Where the latter was captured,

Table 1. Summary of Included Studies.

Lead Author Name (Study Ref), Country	ND	Study Duration & Design	Intervention Intensity, Frequency & Length	Individual/ Group/ Dyadic Participation	Delivery Features	Control Arm Type	Outcome measure Time-points
Austrom (60), United States	Alzheimer's Disease (AD)	6 month NCBA ³	Weekly support group over 6 months	Group	Web-based video support group accessed using desktop computer equipment	None	Pre & Post (intervention) <ul style="list-style-type: none"> • PHQ-9¹ • GAD-7⁵ • SF-36⁶ • CBS⁷ • RCSES⁸
Blom (61), Netherlands	Dementia	6 month RCT ¹	Eight lessons with homework followed by booster session one month after, over 6 months	Individual	Multimedia internet course & secure application used for returning caregiver-completed worksheets. All accessed via an Internet-connected computer	Information E-bulletins	Baseline, after fourth lesson, post-intervention: <ul style="list-style-type: none"> • CES-D⁹ • HADS¹⁰ Self-Perceived Pressure from Informal Care scale <ul style="list-style-type: none"> • RMPBC¹¹ • SSCQ¹²
Boots (62), Netherlands	Dementia	2 year RCT	<ul style="list-style-type: none"> • Face-to-face sessions delivered at start and of intervention • Modules were released every two weeks, although participants could complete at their own pace Over 8 weeks	Individual	Multimedia tailored online thematic modules, email- delivered feedback. Peer access through online forum. No device specified.	Usual care: non-frequent counselling sessions during 8 weeks	Pre & Post-intervention: Main: <ul style="list-style-type: none"> • CES¹³ • CES-D Secondary: <ul style="list-style-type: none"> • PMS¹⁴ • ICECAP-0¹⁵ • HADS
Chiu (63), Canada	Dementia	6 month NCBA	Participant determined frequency of use over 6 months	Individual	Website provides access to information handbook using internet- connected computer. Email messaging with professional	None	Pre & Post intervention: <ul style="list-style-type: none"> • BSFC¹⁶ • RMPBC • CES-D; • MSPSS¹⁷ • PAC¹⁸ • CCS¹⁹
Cristiancho-Lacroix (64), France	Alzheimer's Disease (AD)	6 month RCT	Twelve thematic sessions: sequentially and weekly unblocked once the previous session entirely viewed over 3 months	Individual (psychoeducation) group (social forum)	Multimedia website provides information modules and anonymised peer access via an online forum. Accessed via Internet- connected computer	Usual care: 1xvisit to geriatrician & wait-list receive access at end of intervention	Pre & post intervention, 6-month follow-up: <ul style="list-style-type: none"> • PSS-14²⁰ • RSCSE • RMPBC • ZBI²¹ • BD²² • NHP²³
Czaja (65), United States	Alzheimer's Disease (AD)	5 month RCT	Six one-hour monthly sessions: video seminars released monthly over 5 months	Individual (video seminars) Group (peer support sessions)	Video seminars & live videophone support sessions, both accessed via a CISCO IP 7900 videophone	Information: Mailed package of printed Alzheimer's caregiving content	Pre & Post; <ul style="list-style-type: none"> • CES-D 10 • RMBPC • Risk Appraisal Questionnaire • PAC

(continued)

Table 1. Continued.

Lead Author Name (Study Ref), Country	ND	Study Duration & Design	Intervention Intensity, Frequency & Length	Individual/ Group/ Dyadic Participation	Delivery Features	Control Arm Type	Outcome measure Time-points
Dam (66), Netherlands	Alzheimer's Disease & Related Disorders (ADRD)	2 year NCBA	Participant determined frequency of use over 16 weeks	Individual	Online social support platform; social networking function, caregiver-completed information with facility for peer response; multimedia information	None	<ul style="list-style-type: none"> Social support; unspecified ten-item scale <p>Baseline, 8 weeks, 16 weeks & 42 weeks follow up:</p> <ul style="list-style-type: none"> MSPSS SSI²⁴ LS²⁵ SSCQ
Dang (67), United States	Dementia	12 month NCBA	Minimum of monthly contact between care co-ordinator and dyad; otherwise participant determined frequency of use; over 12 months	Dyadic	Computer- Telephone Integration System (CTIS) providing access to caregiving information, automated surveys by which caregivers were monitored, alongside facility to make & receive calls	None	<p>Pre & Post:</p> <ul style="list-style-type: none"> ZBI CES-D COPE²⁶ SF-36
Duggleby (68), Canada	ADRD	6 month RCT	Participant determined frequency of use over 3 months	Individual	Platform provides access to information & areas to enter individual information. Access via computer, tablet or mobile.	Usual care & information: Alzheimer's printed educational booklet	<p>Pre & post, 6 month follow-up:</p> <ul style="list-style-type: none"> SF12v2²⁷ <p>Secondary:</p> <ul style="list-style-type: none"> GSES²⁸ HHI²⁹ HSSUJ³⁰
Finkel (69), United States	ADRD	Six- month RCT	<ul style="list-style-type: none"> Two in-home sessions (initial and last session) and 12 sessions conducted via the CTIS system. There were eight individual educational/skill building sessions and six support group sessions (six caregivers and a facilitator), which were interspersed. Over 6 months 	Individual (psychoeducation) group (social forum)	Computer- Telephone Integration System (CTIS) providing access to caregiving information, facility to make & receive calls, send & retrieve messages, conference with several people simultaneously	Basic printed educational materials; two check in phone-calls three & five months post-randomization	<p>Pre & post, 6 month follow-up:</p> <ul style="list-style-type: none"> CES-D RMPBC Caregiver Health & Health Behaviours scale RSS³¹
Fowler (70), United States	ADRD	12 month RCT	Weekly posting online of educational information, with a blog monitored daily by the research team over 4 months	Individual	Multimedia website providing access to caregiving information, facility to upload data from sleep actigraphy band & peer-professional support via a blog	Upload data from sleep actigraphy band only	<p>Pre & post:</p> <ul style="list-style-type: none"> GSES Insomnia Severity Index
Fowler-Davis (71), United Kingdom	Dementia	4 month NCBA	Participant determined frequency of use over 4 months	Individual	Digital plug installed with a 'routinely used' electrical device (e.g.	None	<p>Pre & post:</p> <ul style="list-style-type: none"> Warwick- Edinburgh

(continued)

Table 1. Continued.

Lead Author Name (Study Ref), Country	ND	Study Duration & Design	Intervention Intensity, Frequency & Length	Individual/ Group/ Dyadic Participation	Delivery Features	Control Arm Type	Outcome measure Time-points
Griffiths (72), United States	Dementia	8 week NCBA	Daily internet-delivered video modules (six per week); weekly group videoconferences over 6 weeks	Individual (psychoeducation) group (social forum)	Online video training modules delivered on iPads	None	Mental Wellbeing Scale (sf) • ZBI Pre & post: • ZBI • CES-D • STA-1 ²² • RMPBC • PMS
Gustafson (73), United States	Dementia	6 month RCT	Participant determined frequency of use, although researchers encouraged minimum once per week over 6 months	Individual (psychoeducation) group (social forum)	Website provides access to: online forum; professional messaging service; access to multimedia information & areas to enter individual information, accessed via computer	Information: A printed book for family caregivers of dementia patients	Pre & post: • PHQ • UCLA LS ³³ • GADS • MOS Social Support Survey • Satisfaction with Decision Scale • Lawton et al.'s caregiver appraisal scale.
Hattink (74), Pan-European	Dementia	10 month RCT	<ul style="list-style-type: none"> Participants were invited to take part in their national Facebook community (communities were created for all nationalities of users) They were asked to follow at least 4 modules, take part in the end of module knowledge, complete the interactive in-module exercises, & watch a selection of in-module videos. Participants were advised to follow at their own pace/ over 4 months 	Individual (psychoeducation) group (social forum)	Platform for interactive e learning and Facebook & LinkedIn-enabled peer-peer/ professional communication. No device specified	Waitlist; receive access to intervention following post-test measurements	Pre & post • ADQ ^{34*} • ADKS ³⁵ • SSCQ • IRS ³⁶
Hicken (75), United States	Dementia	4–6 month CBA ²	Intervention content accessed 3 days per week for approximately 10–15 minutes over 4–6 months	Individual	Internet-provided multimedia information modules; caregiver health & wellbeing assessments, remotely monitored. Accessed via computer	Telephone calls	Pre & post: • ZBI • MARWIT ³⁷ • PHQ • Conflict / hardship questionnaire • DIS ³⁸
Kajiyama (76), United States	ADRD	RCT	Participant determined frequency of use; no time limit specified for module completion	Individual	Multimedia e-training program with an emphasis on skills training.	Information: Multimedia dementia-information	Pre & post: • PSS • RMPBC

(continued)

Table 1. Continued.

Lead Author Name (Study Ref), Country	ND	Study Duration & Design	Intervention Intensity, Frequency & Length	Individual/ Group/ Dyadic Participation	Delivery Features	Control Arm Type	Outcome measure Time-points
Kajiya (77), United States	Alzheimer's Disease (AD)	4 week NCBA	Recommended one episode per week; but not monitored; self-paced over 4 weeks	Individual	Accessed on 'any type of computer'. Online Spanish-language telenovela	website, without training component None	<ul style="list-style-type: none"> CES-D PQOL³⁹ <ul style="list-style-type: none"> Pre & post: PSS CES-D Knowledge Scale
Kales (78), United States	Dementia	2 month RCT	Participant determined frequency of use over 1 month	Individual	Website provides an algorithm-generated 'prescription' using information entered, caregiving information & a daily messaging feature. Accessed via iPad	Waitlist, receive intervention access one month from baseline assessment	<ul style="list-style-type: none"> Pre & post: NPI-Q⁴⁰ CES-D ZBI Negative Communication Scale Relationship Closeness Scale
Khazaeili (79), Iran	Multiple Sclerosis (MS)	6 month RCT	8 weekly two-hour sessions over 8 weeks	Group	Webinar; educational & audio content delivered via the Telegram application	No exposure	<ul style="list-style-type: none"> Pre & post, one month follow up: BAI-II⁴¹ BDI-II CB⁴² FFMQ⁴³
Kwok (80), Hong Kong	Dementia	9 week NCBA	8 weekly sessions with completion of online worksheets, alongside direct messaging to the counsellor <ul style="list-style-type: none"> The counsellors responded to the messages of the participants within 48 hours. There was no upper limit to the total number of messages over 9 weeks 	Individual	A website with multimedia information; counselling component delivered using online messaging	None	<ul style="list-style-type: none"> Pre & Post Chinese versions of: <ul style="list-style-type: none"> NPI-Q RSCSE: RDB (disturbing behaviour management); CUT (controlling upsetting thoughts)
Lai (81), Hong Kong	Dementia	7 week RCT	Seven weekly training workshops over 7 weeks	Group	Website provides access to online group forum	Face-to-face delivery	<ul style="list-style-type: none"> Pre & post: GHQ⁴⁴⁻³⁰ Alzheimer's Disease Knowledge test ZBI WHO Quality of Life Measure-brief version
Laver (82), Australia	Dementia	4 month RCT	8 consultations lasting approximately 60 minutes over 16 weeks	Dyadic	Videoconferencing software accessed via laptop, tablet or smartphone	Face-to-face delivery	<ul style="list-style-type: none"> Pre & post: CM⁴⁵ Secondary: PCS⁴⁶

(continued)

Table 1. Continued.

Lead Author Name (Study Ref), Country	ND	Study Duration & Design	Intervention Intensity, Frequency & Length	Individual/ Group/ Dyadic Participation	Delivery Features	Control Arm Type	Outcome measure Time-points
							<ul style="list-style-type: none"> Caregiver Assessment of Function & Upset Caregiver Behavioural Occurrence & Upset Scale Usefulness evaluation
Lindauer (83), United States	Alzheimer's Disease (AD)	4 month NCBA	8 weekly sessions over 8 weeks	Individual	Online video-conferencing, via computer, laptop or smartphone. Caregiver's also write notes in a workbook to be shown to the screen	None	Pre, halfway, post & 2 month follow up: <ul style="list-style-type: none"> CES-D ZBI QOL-AD⁴⁷ RMPBC
Marziali (84), Canada	Dementia	6 month RCT	A 1-hour group therapist-facilitated video-conferencing weekly for 10 weeks. Subsequently, 12 weekly video-conferencing sessions facilitated by group member over 22 weeks	Group	A password-protected Web site with links to (a) disease-specific information, (b) private e-mail, (c) a question-and-answer forum, and (d) a videoconferencing link	No exposure	Pre & post: <ul style="list-style-type: none"> SF-12 CES-D Stress RMBPC MSPSS
Marziali (85), Canada	Dementia	6 month CBA	Weekly log on for 1 hour over 20 weeks	Group	Password-protected Web site with link to video-conferencing and online dementia handbook	Online text-based chat group and educational dementia care videos	Pre & post: <ul style="list-style-type: none"> EPQ-R⁴⁸ RCSES MSPSS HSQ-12⁴⁹ CES-D SMAF⁵⁰
McKechnie (86), United Kingdom	Dementia	12 week CBA	Participant determined frequency of use over 12 weeks	Individual	Online forum	None	Pre & post: <ul style="list-style-type: none"> PHQ-9 GAD-7 SQCR⁵¹
Meichsner (87), Germany	Dementia	2 year RCT	One therapist message and one participant reply weekly. Follow-up messages for non-response after two days over 8 weeks/	Individual	Online messaging using a secure internet platform	Waitlist; receive intervention post follow-up assessment	Pre & post, follow-up (5 months post-baseline): <ul style="list-style-type: none"> CES-D CGS⁵² Psychosocial Resource Utilization Questionnaire for Family CG's of People with Dementia Burden of care and emotional well-being=visual analogue scale
Metcalfe (88), Pan-European	Young-onset Alzheimer's Disease (AD) or	12-week RCT	Programme available online 24 hours a day. Usage determined by participant over 6 weeks	Individual	Web-based multimedia information	Waitlist; access given after 6 weeks	Pre & post: <ul style="list-style-type: none"> PSS RCSES

(continued)

Table 1. Continued.

Lead Author Name (Study Ref), Country	ND	Study Duration & Design	Intervention Intensity, Frequency & Length	Individual/ Group/ Dyadic Participation	Delivery Features	Control Arm Type	Outcome measure Time-points
							<ul style="list-style-type: none"> • RMPBC • BSFC • EQ-5D-5L⁵³
Nunez-Naveira (89), Pan-European	Dementia	3 month RCT	Participant determined frequency of use over 3 months	Individual	Online application providing multimedia information, questionnaires for caregivers to complete for personalization and a social network. Accessed via computer, smartphone or tablet	No exposure	Pre & post: <ul style="list-style-type: none"> • CES-D • CCS • RCSS⁵⁴
O'Connor (90), United States	Dementia	8 week NCBA	Each group convened weekly for one hour over 8 weeks	Group	Platform providing virtual reality and avatar section. Communication text-only. Accessed via computer	None	Pre & post: <ul style="list-style-type: none"> • UCLA LS • GDS⁵⁵ • ZBI • PSS
Pagan-Ortiz (91), United States	Dementia	1 month RCT	4 sessions of approximately 1-1.5 hours over 1 month	Individual	Website providing access to multimedia information, comment section for professional & peer-interaction	Printed educational materials on Alzheimer's caregiving	Pre & post: <ul style="list-style-type: none"> • PMS • LSNS⁵⁶ • ZBI • CES-D • Knowledge assessment
Park (92), South Korea	Dementia	3 month CBA	Frequency of use encouraged minimum once per week, although participant determined over 4 weeks	Individual	Information content delivered via mobile application	Information: Printed handbook version of the application's contents	Pre & post, 2 week follow up: <ul style="list-style-type: none"> • Stress via saliva cortisol levels • Revised Piper Fatigue Scale • Sleep efficiency • ZBI • NPI
Schaller (93), Germany	Dementia	18 week NCBA	Minimum once-a-week usage over 12 weeks	Individual	Application provides access to information modules; self-completion unmonitored information tools; professional access via messaging tool	None	Pre & post: <ul style="list-style-type: none"> • BSFC • EQ-5D-5L
Sikder (94), United States	ADRD	4 week NCBA	Participant determined frequency of use, although recommended to listen to audio sessions twice a day for the first week and daily thereafter over 4 weeks	Individual	Mobile application providing access to audio sessions and written content	None	Pre & post, including weekly in-app measures: <ul style="list-style-type: none"> • QIDS⁵⁷ • PNAS⁵⁸

(continued)

Table 1. Continued.

Lead Author Name (Study Ref), Country	ND	Study Duration & Design	Intervention Intensity, Frequency & Length	Individual/ Group/ Dyadic Participation	Delivery Features	Control Arm Type	Outcome measure Time-points
Thomas (95), United States	Dementia	12–18month NCBA	E-AD: Caregiver completed weekly online surveys over 12–18months; T-STAR: eight sessions, timeframe not reported	Individual	E-AD: the ORCTECH home-based computing system with data collection from installed sensors wirelessly connected to a monitor less PC T-Star: videoconferencing link	None	Pre & post; E-AD <ul style="list-style-type: none"> • FAQ⁹⁹ • NPI • ZBI-12; • T-STAR; • RMPBC • CES-D 10 • ZBI-4;
Torkamani (96), Pan-European	Dementia	Six-month RCT	Participant determined frequency of use over 6 months	Individual (psychoeducation) group (social forum)	Platform provides access: multimedia information, peer access via online forum, participant- entered information monitored by clinicians; direct messaging to professionals. Access via laptop	No exposure	Pre, 3 month, post: <ul style="list-style-type: none"> • ZBI; • NPI • BDI • Zung Depression Self Rating Scale • E05D • OQLS⁶⁰ • platform assessment
van der Roest (97), Netherlands	Dementia	6 month CBA	Participant determined frequency of use over 2 months	Individual	Web-based interactive search-engine based social chart providing general, local & tailored information. Accessed via computer	No exposure	Pre & post: <ul style="list-style-type: none"> • GHQ-28 • CES-D • SSCQ • PMS • Knowledge questionnaire • Evaluation assessment
van Knippenberg (98), Netherlands	ADRD	4 month RCT	ESM self-monitoring at random times for 3 days per week & received standardized ESM-derived feedback on personalized patterns of positive affect every 2 weeks during a face-to-face session with a coach, over 6 weeks	Individual	ESM: Participants responded to palmtop-generated alerts to complete questionnaires, also completed on the palmtop. Face-to-face feedback following two weeks of monitoring	Pseudo intervention: ESM monitoring without feedback Control: usual care of low-frequency counselling sessions	Pre & Post: <ul style="list-style-type: none"> • SSCQ • PMS • RMPBC • DR5⁶¹
van Mierlo (99), Netherlands	Dementia	12 month RCT	Participant determined frequency of use over 12 months	Individual	Web-based interactive search-engine based social chart providing information based on information entered, links to relevant organizations; content posted by participants monitored by professionals	No exposure; received advice from case managers who also did not have access	Pre & post: <ul style="list-style-type: none"> • SSCQ • CES-D • PMS • University of South Carolina Longitudinal Study of Three-Generation Families measures of positive affect • HADS-7 • The 12-item

(continued)

Table 1. Continued.

Lead Author Name (Study Ref), Country	ND	Study Duration & Design	Intervention Intensity, Frequency & Length	Individual/ Group/ Dyadic Participation	Delivery Features	Control Arm Type	Outcome measure Time-points
huis in het Veld (100), Netherlands	Dementia	12 week RCT	Family caregivers received 3 personal email contacts with a specialist dementia nurse. Were also sent links to six online videos and six e-bulletins, over 12 weeks	Individual	Professional contact, video links and e-bulletins all sent via email	Medium intervention: online videos & e-bulletins Control: information e-bulletins only	neuroticism domain of the NEO Five-Factor Inventory; emotional instability <ul style="list-style-type: none"> 44-item UCL⁶² Baseline/6 weeks/12 weeks: <ul style="list-style-type: none"> SSCQ
Wijma (101), Netherlands	Dementia	4 week NCBA	13 minute VR simulation experienced at a local healthcare organisation, then 3x20 min e-courses completed at home within three weeks; total of four weeks	Individual	Virtual reality (VR) movie accessed through a VR-device and e-course for which no device stipulated	None	Baseline/6 weeks/12 weeks <ul style="list-style-type: none"> ADQ Secondary <ul style="list-style-type: none"> TOA⁶³ DRS
Wilkerson (102), United States	Alzheimer's Disease (AD)	3 month CBA	Participant determined frequency of use, weekly participation encouraged over 6 weeks	Group	Web-based application to join a Facebook social network. Separate email reminders	Online interaction with researchers only	Pre & post: <ul style="list-style-type: none"> ZBI-12 PSS-14 RSCSE MOS⁶⁴
Zimmerman (103), United States	ADRD	6 month CBA	Participant determined frequency of use over 6 months	Individual	Website providing multimedia information, separate reminders sent by email	A printed book with the same, but more concise, content	Pre, 3 months, post <ul style="list-style-type: none"> CCSM⁶⁵ ZBI-12 PHQ-9 GAD-7
Moskowitz (104), United States	Dementia	12 month RCT	Weekly sessions over 6 weeks	Individual	Live online webinar accessed via tablet	Waitlist; completed assessments during waiting time. Access after 6 weeks	Pre, three months, post: <ul style="list-style-type: none"> DES ZBI-22; GHS⁶⁶ Neuro-QOL⁶⁷ PSS
Baruah (105), India	Dementia	3 month RCT	Participant determined frequency of use, although encouraged to complete at least five lessons, over 3 months	Individual	Multimedia e-learning, where caregivers complete exercises, for which they received instant feedback	Information: Education only e-book based on an Alzheimer's Disease International/WHO brochure	Pre & post: <ul style="list-style-type: none"> ZBI-12 RIS Eldercare Self-efficacy Scale Mastery Scale CES-D 10 ADQ
De Wit (106), Netherlands	Amiotrophic Lateral Sclerosis	6 month RCT	6x1.5hrs modules could be completed within 1-2 weeks, over 3 months	Individual	Fixed sequence of online modules where caregivers complete exercises, for which they received	Usual Care	Pre, post, 6 months <ul style="list-style-type: none"> HADS ZBI-12

(continued)

Table 1. Continued.

Lead Author Name (Study Ref), Country	ND	Study Duration & Design	Intervention Intensity, Frequency & Length	Individual/ Group/ Dyadic Participation	Delivery Features	Control Arm Type	Outcome measure Time-points
Brunisma (107), Netherlands	Young-onset Alzheimer's Disease (AD)	NCBA	Caregivers follow each module whilst choosing 4 thematic modules, over 8-10 weeks (this is flexible)	Individual	Multimedia tailored online thematic modules, email-delivered feedback. Peer access through online forum. No device specified.	None	<ul style="list-style-type: none"> Pre, post • HADS • PSS • GSES • PMS
Halstead (108), USA	Multiple Sclerosis	3 month NCBA	6x45 minute weekly sessions, over six weeks	First & last modules: dyadic, Remaining four: individual	Secure, web-based portal MS Hub, through which caregivers accessed related program software e.g. videoconferencing	None	<ul style="list-style-type: none"> Pre, post, 3 months • Connor Davidson Resilience Scale • General Life Satisfaction Scale • PNAS • Burns Relationship Satisfaction Scale • HADS • PSS • MSSS⁶⁹ • SCCQ • ZBI-22
Han (109), USA	Dementia	3 month NCBA	Weekly one-hour sessions over 3 months	Individual	Sessions delivered via Zoom video-conferencing using a computer or smartphone	None	<ul style="list-style-type: none"> Pre, post, • DASS-21⁷⁰ • ZBI-12 • EMAS⁷¹ • EACQ⁷² • AAQ-II⁷³ • CFQ-7⁷⁴
Romero-Mas (110), Spain	Alzheimer's Disease (AD)	10 month NCBA	Participant determined frequency of use over 10 months	Group	All content and activities accessed using a mobile application	None	<ul style="list-style-type: none"> Pre, post • WHOQoL-BREF⁷⁵

Randomised Controlled Trial (RCT)¹; Controlled Before-After (CBA)²; Non controlled-Before-After (NCBA)³; Patient Health Questionnaire (PHQ-9)⁴; General Anxiety Disorder (GAD-7)⁵; Short Form-36 (SF-36)⁶; Caregiver Burden Scale (CBS)⁷; Revised Caregiver Self-Efficacy Scale (RCSES)⁸; Center for Epidemiologic Studies Depression scale (CES-D)⁹; Hospital Anxiety and Depression Scale (HADS-A)¹⁰; Revised Memory and Behavior Problems Checklist (RMPBC)¹¹; Short Sense of Competence Questionnaire (SSCQ)¹²; Caregiver Self-Efficacy Scale (CSES)¹³; Pearlin Mastery Scale (PMS)¹⁴; Investigation Choice Experiments for the Preferences of Older People (ICECAP-O)¹⁵; Burden Scale for Family Caregivers (BSFC)¹⁶; Multidimensional Scale of Perceived Social Support (MSPSS)¹⁷; Positive Aspects of Caregiver (PAC)¹⁸; Caregiver Competence Scale (CCS)¹⁹; Perceived Stress Scale (PSS-14)²⁰; Zarit Burden Interview (ZBI)²¹; Beck Depression Inventory (BDI)²²; Nottingham Health Profile (NHP)²³; Social Support List (SSL)²⁴; Loneliness Scale (LS)²⁵; Brief Coping (COPE)²⁶; Short Form-12 item [version 2] health survey²⁷; General Self-Efficacy Scale (GSES)²⁸; Herth Hope Index (HHI)²⁹; Health & Social Services Utilization (HSSUJ)³⁰; Received Social Support scale (RSS)³¹; State-Trait Anxiety Inventory (STA-I)³²; (UCLA LS)³³; Approaches to Dementia Questionnaire (ADQ)³⁴; Alzheimer's Disease Knowledge Scale (ADKS)³⁵; Interpersonal Reactivity Scale (IRS)³⁶; Marwit-Meuser Caregiver Grief Inventory-Short Form (MARWIT)³⁷; Desire to Institutionalize Scale (DIS)³⁸; Perceived Quality of Life Scale (PQOL)³⁹; Neuropsychiatric Inventory (NPI-Q)⁴⁰; Beck Anxiety Inventory (BAI-II)⁴¹; Caregiver Burden Inventory (CBI)⁴²; Five Facet Mindfulness Questionnaire (FFMQ)⁴³; General Health Questionnaire 30 (GHQ-30)⁴⁴; Caregiver Mastery Index (CMI)⁴⁵; Perceived change Scale (PCS)⁴⁶; Quality of Life in Alzheimer's Disease (QoL-AD)⁴⁷; Eyesnck Personality Questionnaire Revised (EPQ-R)⁴⁸; Health status questionnaire (HSQ-12)⁴⁹; Functional Autonomy Measurement System (SMAF)⁵⁰; Scale for the Quality of the Current Relationship in Caregiving (SQCR)⁵¹; Caregiver Grief Scale (CGS)⁵²; EuroQoL (EQ-5D-5L)⁵³; Revised Caregiving Satisfaction Scale (RCSS)⁵⁴; Geriatric Depression scale (GDS)⁵⁵; Lubben Social Network Scale (LSNS)⁵⁶; Quick inventory of Depressive Symptoms (QIDS)⁵⁷; Positive & Negative Affect scale (PNAS)⁵⁸; Functional Activities Questionnaire (FAQ)⁵⁹; Quality of Life Scale (QOLS)⁶⁰; Dyadic Relationship Scale (DRS)⁶¹; Utrecht Coping List (UCL)⁶²; Trust in our Own Abilities (TOA)⁶³; Medical Outcomes Survey (MOS)⁶⁴; Caregiver Confidence in Symptom Management (CCSM)⁶⁵; Global Health Scale (GHS)⁶⁶; The Quality of Life in Neurological Disorders (NeuroQoL)⁶⁷; Care-Related Quality of Life (Care-Related Quality of Life Support Survey (MRSS))⁶⁸; Depression, Anxiety and Stress Scale (DASS)⁶⁹; Engagement in Meaningful Activities Survey (EMAS)⁷¹; Experiential Avoidance in Caregiving Questionnaire (EACQ)⁷²; Acceptance & Action Questionnaire II (AAQ-II)⁷³; Cognitive Fusion Questionnaire (CFQ-7)⁷⁴; WHOQoL-BREF⁷⁵

this was principally via qualitative methods, with little quantitative assessment.

Apart from two studies^{79,106} detailing Amyotrophic Lateral Sclerosis (AMS) and one study¹⁰⁸ detailing MS, all other studies ($k = 48$) concerned patients whose diagnosis was either described as

Dementia, AD or Alzheimer's Disease and Related Disorders (ADRD). There were no studies involving HD or PD.

Interventions: key features and classifications

Intervention duration varied, from interventions lasting four weeks,^{77,92,94,101} to the longest at 12 months^{67,99} in length. The mode intervention duration was six months, although more than half the interventions lasted for three months or less. With reference to delivery-intensity, sessions were most frequently delivered weekly ($k = 19$). A further 10 stipulated or recommended minimum usage; either a number of uses or modules to be completed, whilst 15 observed spontaneous usage of the intervention as a measure.

There were 33 interventions in which caregivers' participated as individuals; eight interventions involved group-participation, whilst four were targeted at caregiving dyads. There were six studies in which some parts were undertaken individually with others undertaken in a group. Where studies employed a comparator group ($k = 33$), the majority received some form of information only ($k = 13$), whilst being assigned to the waitlist group ($k = 6$) or simply receiving no intervention ($k = 6$) were the other most frequent forms of comparison.

Approach

Our full categorisation of approach using Chi & Demiris'⁵⁴ classification system is presented in Table 2.

We observed that just under half used only one type of approach ($k = 27$), with 21 studies using two and two studies^{83,96} employing three approaches and one⁹⁵ using four. Education was the most frequently adopted approach both overall ($k = 38$) and in single-approach studies (50%) within which a wide variety of implementation methods was observed. Almost half of the studies made information available without expectation as to what participants consumed or accessed ($k = 17$).

Other strategies include modules with homework to be evaluated ($k = 6$), the release of newer material following successful completion of modules ($k = 2$) or presenting users with more personalized information dependent on data-entered or questions posed ($k = 5$). Where studies detailed a combination of approaches the most frequently observed was social (i.e. peer-to-peer) and education ($k = 12$).

Modes of delivery

Our full summary of application of Webb et al.'s⁵⁶ mode of delivery framework is presented in Table 2. Thirty-seven interventions were classified as using a combination of at least one automated and one communication function, whereas 14 only used one of either. The most frequently observed automated function used was the 'automated enriched' environment ($k = 38$).

In terms of communicative functions, 22 interventions afforded scheduled access to an advisor, who performed a variety of roles such as delivering counselling or therapy ($k = 9$), or facilitating timetabled group videoconferencing sessions ($k = 6$). Another 17 involved communication with an advisor, albeit the amount or regularity of correspondence was not always stipulated. These roles included providing expert guidance ($k = 8$), facilitating content ($k = 8$), or delivering therapy or counselling ($k = 7$). Where an advisor's prior experience or qualifications were described, the most common were psychologists ($k = 11$), nurses ($k = 8$) and therapists ($k = 5$).

Eighteen interventions incorporated web-based forums to facilitate access to peers ('peer-peer' mode). Regarding how interventions were supported by supplementary modes of communication; email ($k = 11$), videoconferencing ($k = 5$) and telephone ($k = 9$) were used.

No single combination of automative & communicative functions predominated, with the most frequent unique classification pairing ($k = 14$) being an 'enriched' environment accompanied by 'scheduled' contact with an advisor. A few interventions also enabled peer access ($k = 4$). Within interventions that combined enriched environment with peer access ($k = 15$), five also involved 'scheduled' contact with an advisor; another five included unscheduled contact.

Use of theory

We observed a lack of reference to the theoretical-base in underpinning intervention design and implementation, identifying just 14 interventions that specified at least one theory or construct. These are narratively summarised here using the TCS' classifications. All of the 14 were classified as either referencing theory, such as social learning⁶² and social cognition theory,^{70,72} or using it as a basis for specific aspects (items 1–6). A theory or model of behaviour (e.g. cognitive behaviour theory, 80) was mentioned in four interventions^{62,70,80,105} whilst seven used a theory or predictor (e.g. Meleis' theory of transition) to select or develop intervention technique.^{64,68,72,74,78,92,104} A theory or predictor (e.g. stress-coping and adaptation paradigms) was used to tailor techniques to recipients in two interventions.^{84,85} From items linking theories or constructs to interventions,^{7–11} at least one theory-relevant construct was linked to the technique in four interventions^{64,68,74,78} and

at least one technique was linked to a theory in five interventions.^{70,72,80,84,85} Examples of the theories or predictors extracted include Meleis' theory of transition,⁶⁸ the DICE (Describe, Investigate, Create, Evaluate) approach⁷⁸; communities of practice model¹¹⁰ and Kales'¹¹¹ theoretical framework for reasons and management of BPSD⁹³; alongside stress, coping and adaptation paradigms^{62,64,72,74,84,85,106}; Social Learning Theory⁶² and Social Cognition Theory.^{70,72}

Risk of bias analysis

As illustrated in Table 3, 32 studies (63%) were scored as meeting the ICROMS criteria, whereas 19 studies (37%) did not score sufficiently. Of the 26 RCT studies, scores ranged from 11 to 31 (mean 23.15, median 24); nine (38%) did not meet the minimum score threshold of 22. Within the six CBA studies scores ranged from 19 to 22 (mean 20.33, median 20), all of which met the minimum score threshold of 18. Furthermore, there were 19 NCBA studies, whose scores ranged from 10 to 23 (mean 20.12, median 21); 11 studies (58%) met the minimum score threshold of 22. Specific sections that consistently received low or no scores were sampling and outcomes. Within these, the criteria not met were lack of allocation concealment, blinding and blinded-assessment of outcome measures. Other criteria lacking evidence were results free of other bias, follow-up of patients and incomplete outcome data addressed. The latter was reflected in the fact that only 26 studies reported attrition rates; ranging from just one participant not completing outcome measures^{60,83} to 67% with incomplete or missing data.¹⁰⁵ Reasons for dropout and comparative statistics for completers and non-completers were seldom provided.

Correspondingly, power calculations to determine minimum number of participants were detailed in just 15 studies; all but one reported achieving their original participant target.

Effectiveness of internet-facilitated interventions on caregivers' outcomes

Anxiety. As depicted in figure 2 a), 4 studies^{62,73,79,104} reported anxiety outcomes. Comparator groups were either no exposure/information only^{62,73,79} or waitlist.¹⁰⁴ The fixed-effect meta-analysis demonstrated a significant effect of interventions, compared with controls, on reducing anxiety; (4 RCTs; $n = 279$; SMD -1.29 , 95% CI; -1.56 to -1.01 ; $P < 0.01$; $I^2 = 95\%$; GRADE quality of evidence very low).

The substantial heterogeneity rate reflects the diverse intervention features within these studies. Intervention length in the American studies was either six weeks,¹⁰⁴ or 3 months.⁷³ In both the European⁶² and Iranian⁷⁹ studies,

intervention duration was eight weeks. Two were CBT/psychotherapy-based,^{79,104} whereas one combined psychoeducation with social support⁷³ with the other combining psychoeducation with peer support and access to an advisor.⁶² Participants completed two at their own pace⁷³ whereas one gave guidance⁶² and one involved weekly scheduled contact with an advisor.^{79,104} In addition, three of the four studies were identified as theory-based^{62,73,104} and the other was an online-adaptation of a face-to-face technique.⁷⁹ We could not fully compare populations due to one study⁷⁹ only providing an age range for the overall sample and no gender-split information.

Sense of mastery. Seven RCTs^{62,74,82,89,91,99,105} reported sense of mastery outcome data. Comparator groups were either no exposure/information only,^{62,89,91,99,105} waitlist⁷⁴ or face-to-face delivery.⁸² The random-effects meta-analysis demonstrated a significant effect of internet-facilitated interventions compared to controls, on increasing sense of mastery (7 RCTs; $n = 400$; SMD 1.17 , 95% CI; 0.1 to 2.24 ; $P = 0.03$; $I^2 = 96\%$; GRADE quality of evidence very low). This is depicted in Figure 2 b).

Two outliers were identified^{62,105} whose CI's did not overlap with the model's overall CI. Without these studies, heterogeneity remained moderate ($I^2 = 61\%$) reflecting the diverse features across interventions. Of the four European studies,^{62,74,89,99} one collected data to provide personalised information,⁹⁹ two combined psychoeducation with peer support,^{74,89} whilst the remaining combined psychoeducation with peer support and access to an advisor.

These latter delivery modes were also used in the American study.⁹¹ In the study conducted in India,¹⁰⁵ caregivers completed interactive educational exercises, whereas the study conducted in Australia⁸² provided consultation to the caregiving-dyad through scheduled bi-weekly appointments. Participants completed four interventions at their own pace^{89,91,99,105} whereas two gave guidance or recommended minimum usage.^{62,74} All were of differing length, from one month⁹¹ to 12 months.⁹⁹ Whilst all care-recipients were dementia-diagnosed, we were unable to compare populations further due to lack of data on age⁸⁹ and gender split.⁹¹

Other outcomes

Seven studies reported burden outcomes. The random-effects meta-analysis demonstrated that there was no significant effect of interventions, compared with controls, on reduction of burden (7 RCTs; $n = 617$; SMD -0.47 , 95% CI -1.13 to 0.18 $P = 0.16$; $I^2 = 93\%$; GRADE quality of evidence very low). Two outlier studies^{79,104} were identified whose CI's did not overlap with the model's overall CI. Without these heterogeneity reduced to low ($I^2 = 9\%$), although the model remained non-

significant (5 RCTs; $n = 432$; SMD -0.04 , 95% CI -0.16 to 0.25 ; $P = 0.66$).

Ten studies reported depression outcomes. The random-effects meta-analysis demonstrated that there was no significant difference between groups at post-intervention measurement (10 RCTs, $n = 656$; SMD -0.28 , 95% CI -0.81 to 0.26 ; $P = 0.12$; $I^2 = 90\%$; GRADE quality of evidence very low). We identified one outlier study¹⁰⁴ whose CI's did not overlap with the model's overall CI. Without these heterogeneity reduced to low ($I^2 = 9\%$), although the model remained non-significant (9 RCTs; $n = 501$; SMD -0.05 ; 95% CI -0.23 to 0.13 ; $P = 0.59$).

Five studies reported stress outcomes. The random-effects meta-analysis demonstrated no significant effect of interventions, compared with controls, on reducing stress measurements (5 RCTs; $n = 302$; SMD -1.42 , 95% CI -2.95 to 0.1 ; $P = 0.07$; $I^2 = 97\%$; GRADE quality of evidence very low). Two outlier studies^{62,104} were identified whose CI's did not overlap with the model's overall CI. Without these

heterogeneity reduced to low ($I^2 = 0\%$), although the model remained non-significant (3 RCTs; $n = 179$; SMD 0.06 , 95% CI -0.23 to 0.35 ; $P = 0.69$).

Six studies reported strain outcomes. The random-effects meta-analysis demonstrated no significant effect of interventions, compared with controls, on strain measurements (6 RCT's; $n = 563$; SMD -0.07 , 95% CI -0.49 to 0.31 ; $P = 0.7$; $I^2 = 87\%$; GRADE quality of evidence very low). We did not identify any outlier studies.

Four studies reported HRQoL outcomes using three different measurement instruments. The fixed-effect meta-analysis demonstrated no significant effect of interventions, compared with controls, on increasing HRQoL measurements (4 RCTs; $n = 497$; SMD 0.07 , 95%CI -0.10 to 0.25 ; $P = 0.4$; $I^2 = 0\%$; GRADE quality of evidence very low).

Four studies reported PQoL measures using four different measurement instruments. The fixed-effect meta-analysis demonstrated that there was no significant effect of interventions on increasing PQoL measures (4 RCT's; $n = 472$;

Table 3. Risk of Bias Assessments.

Study First Author, Year	Study Method	Aims & Justificatio	Sampling	Outcome Measures	Follow Up	Other Study	Analytical Rigour	Other Considerati	Global Quality	Minimum Total Threshold Score
Austrom , 2015	NCBA	2	1	2	1	1	1	2	10	22
Bruinsma, 2021	NCBA	4	2	3	1	3	2	8	23	22
Chiu, 2009	NCBA	3	2	3	2	2	1	7	20	22
Dam, 2017	NCBA	4	2	4	2	3	1	6	22	22
Dang, 2008	NCBA	4	2	3	1	2	2	7	22	22
Fowler-Davis, 2020	NCBA	2	1	2	2	1	1	5	14	22
Griffiths, 2016	NCBA	4	2	3	2	3	1	6	21	22
Halstead 2020	NCBA	4	2	3	1	3	2	8	23	22
Han 2020	NCBA	4	2	3	2	2	2	8	23	22
Kajiyama, 2018	NCBA	4	2	4	1	3	1	5	20	22
Kwok, 2014	NCBA	4	2	3	1	2	1	5	18	22
Lindauer, 2019	NCBA	4	2	2	2	3	2	7	22	22
McKechnie, 2014	NCBA	4	2	3	2	3	2	6	21	22
O'Connor 2014	NCBA	4	2	3	2	1	1	5	18	22
Romero-Mas 2021	NCBA	4	2	3	2	3	2	8	24	22
Schaller, 2016	NCBA	4	2	3	1	3	1	8	22	22
Sikder, 2019	NCBA	4	2	4	1	3	2	7	23	22

(continued)

Table 3. Continued.


Study First Author, Year	Study Method	Aims & Justification	Sampling	Outcome Measures	Follow Up	Other Study Aspects	Analytical Rigour	Other Considerations	Global Quality Score	Minimum Total Threshold Score
Thomas, 2019	NCBA	2	1	2	2	2	1	5	15	22
Wijma, 2018	NCBA	4	2	1	2	3	2	8	21	22
Hicken, 2017	CBA	2	1	7	0	1	2	6	19	18
Marziali, 2011	CBA	2	2	6	1	1	2	8	22	18
Park, 2020	CBA	2	1	6	2	2	1	8	22	18
van der Roest, 2010	CBA	2	1	6	2	1	1	6	19	18
Wilkerson, 2018	CBA	2	1	5	2	2	1	6	19	18
Zimmerman, 2018	CBA	2	1	6	2	2	2	6	21	18
Baruah, 2021	RCT	2	4	6	4	2	1	10	29	22
Blom, 2015	RCT	2	4	6	6	2	2	9	31	22
Boots, 2018	RCT	2	4	4	4	2	2	10	28	22
Cristancho - Lacroix, 2015	RCT	2	3	3	6	2	2	8	26	22
Czaja, 2013	RCT	2	1	4	4	2	2	7	22	22
de Wit 2021	RCT	2	2	5	4	1	2	9	25	22
Duggleby, 2018	RCT	2	4	4	6	1	2	10	29	22
Finkel, 2007	RCT	2	2	5	4	2	2	7	24	22
Fowler, 2016	RCT	2	2	4	3	1	2	7	21	22
Gustafson, 2019	RCT	2	1	3	2	2	1	8	19	22
Hattink, 2015	RCT	2	4	6	4	2	2	7	24	22
Kajiyama, 2013	RCT	2	2	5	5	2	1	7	25	22
Kales, 2018	RCT	2	4	5	6	2	2	8	28	22
Khazaeili, 2019	RCT	2	2	5	0	2	2	8	20	22
Lai, 2013	RCT	2	1	0	2	1	1	4	11	22
Laver, 2020	RCT	2	4	5	4	2	2	7	26	22
Marziali, 2006	RCT	2	1	4	2	1	1	5	16	22
Meichsner, 2019	RCT	2	1	3	3	2	2	7	20	22
Metcalfe, 2019	RCT	2	4	3	4	2	1	7	23	22
Moskowitz, 2019	RCT	2	4	3	6	2	2	6	25	22
Nunez -Naveira, 2016	RCT	2	3	3	2	1	1	7	19	22


(continued)

Table 3. Continued.

Study First Author, Year	Study Method	Aims & Justification	Sampling	Outcome Measures	Follow Up	Other Study Aspects	Analytical Rigour	Other Considerations	Global Quality Score	Minimum Total Threshold Score
Pagan-Ortiz, 2014	RCT	2	1	2	0	2	2	5	14	22
Torkamani, 2014	RCT	2	2	4	2	2	1	6	19	22
Huis in vet Held, 2020	RCT	2	4	4	4	2	2	9	27	22
van Mierlo, 2015	RCT	2	3	2	5	2	2	7	23	22
van Knippenberg, 2018	RCT	2	4	5	4	2	2	9	28	22

KEY

 =Threshold score met

 =Threshold score not met

SMD 0.01, 95%CI -0.19 to 0.17; $P = 0.91$; $I^2 = 0\%$; GRADE quality of evidence very low).

Five studies reported self-efficacy outcomes. The random-effect meta-analysis demonstrated that there was no significant effect of interventions on increasing self-efficacy compared with controls (5 RCTs; $n = 444$; SMD 0.92, 95% CI; -0.06 to 1.9; $P = 0.06$; $I^2 = 95\%$; GRADE quality of evidence very low). We identified one outlier study⁶² whose CI's did not overlap with the model's overall CI. Without this, heterogeneity reduced to low ($I^2 = 0\%$), although the model remained non-significant (4 RCTs; $n = 376$; SMD 0.13, 95% CI -0.07 to 0.33; $P = 0.22$).

Follow-up measures

Usable follow-up data was only reported in three RCTs^{64,67,106} with measurements at six months from baseline. The fixed-effect meta-analyses demonstrated no significant effect of interventions, compared with controls, on either decreasing burden measures (2 RCT's; $n = 155$; SMD 0.09, 95%CI -0.23 to 0.41; $P = 0.59$; $I^2 = 26\%$; GRADE quality of evidence very low) or increasing self-efficacy measures (3 RCT's; $n = 321$; SMD 0.05, 95%CI -0.17 to 0.27; $P = 0.67$; $I^2 = 0\%$; GRADE quality of evidence very low).

Most efficacious intervention approach and design feature.

Despite adequate numbers of studies available for depression outcomes ($k = 10$), intended exploratory meta-regression to explore effects of different intervention

features were precluded by a lack of appropriately populated groups. Neither intervention approach (e.g. education used $k = 7$, not used $k = 3$), mode of delivery (e.g. communication with an advisor used $k = 2$, not used $k = 8$), nor participation type (individual participation $k = 8$; group participation $k = 2$) yielded the group distributions necessary.

Discussion

Principal findings

To our knowledge, this is the first review to include diagnoses of rarer NDs (e.g. HD, MS, ALS) when examining the common features and effectiveness of internet-facilitated interventions aimed at informal caregivers. Yet even though our highly sensitive search retrieved 51 quantitative studies, all but three^{79,106,108} involved ADRD; two involved MS, another ALS. This reflects the lack of research into non-ADRD caregivers, despite the growth of diagnoses for disorders such as PD. Apart from the consistency of reporting the patient's diagnosis, details of other demographic variables were too divergent across studies to be able to derive salient information about those caregivers participating.

Most interventions took place in either North America or Europe (84%). Yet geographical location was an isolated commonality, for the narrative review highlighted an array of approaches, modes of delivery and theoretical bases. Although the majority used an educational approach

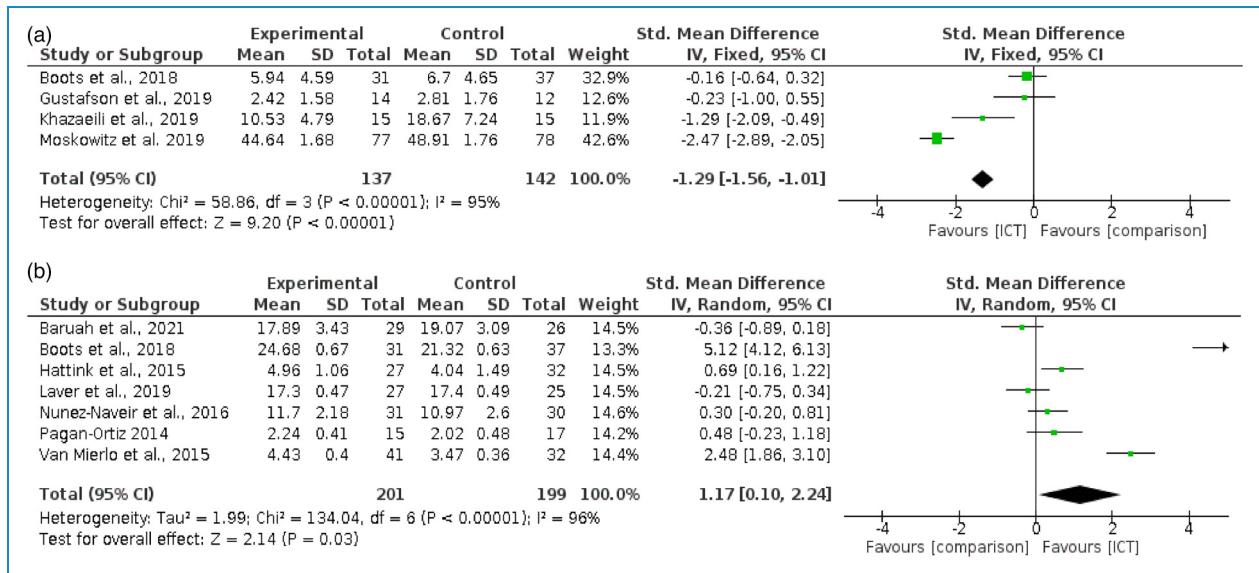


Figure 2. Meta-analysis on caregivers' psychological outcomes (a) Comparing efficacy of internet-facilitated interventions with comparators on improving caregivers' anxiety outcomes. (b) Comparing efficacy of Internet-facilitated interventions with comparators on improving caregivers' sense of mastery outcomes.

(75%), an enriched environment (75%) and either scheduled or unscheduled contact with an advisor (76%), between-study differences were apparent in the multifarious ways in which individual features were combined. This incongruity was most visible when quantitatively synthesizing the 20 RCT's that provided usable data. High heterogeneity for both anxiety and mastery outcome meta-analyses reflected disparities such as interventions' lengths, dosages and approaches. Yet despite similar reviews (e.g.^{42,43,44} also observing these differences, they did not consistently report problematic heterogeneity for these outcomes. One explanation for this contrast is that our review's recency naturally meant that we included additional studies. Some of these studies (e.g.^{79,104} were subsequently identified as outliers, with clear differences observed in the levels of heterogeneity in meta-analyses of for depression (0% vs. 90%), burden (9% vs. 93%) and stress (0% vs. 97%) outcomes' heterogeneity levels.

Another unifying feature across these and another outlier study⁶² is that they were the only ones to involve scheduled contact with an advisor. Previous reviews have reported improvements to interventions' effects on outcomes when involving a professional.^{44,113} ND-caregivers value asynchronous electronic communication (e.g. email) with professionals for affording both more accurate documentation of symptom changes¹¹³ and management of challenging situations (e.g. behavioral disturbances) outside of usual clinical hours.¹¹⁴ However, advisors can undertake a variety of roles (e.g. delivering content, moderating web-based forums) and the mechanisms underlying any enhanced efficacy require exploration. The interventionist's confidence in delivering material or support,¹¹⁵ or ability to

adapt their communication style to web-based formats,¹¹⁶ could also be influential.

Intervention features' heterogeneity also precluded assessment of which were the most efficacious. No approach or mode of delivery afforded within-outcome groups of comparable sizes. Interventions were either based on a select few features (e.g. education $k = 38$), or disparate combinations of approaches and modes of delivery, leading to too few cases. The lack of interventions reporting a theoretical basis (27%) similarly impeded quantitative analysis. This lacuna remains a persistent observation across similar reviews (e.g..^{41,43,114,129}).

Follow-up data was only reported in five studies, with none reporting measures later than six months from baseline. In fact, only six of the 20 RCT's providing suitable data for analyses reported measures later than three months post baseline, with just one beyond six months (100; at 12 months). It is feasible that certain outcomes, such as quality of life require a longer time-period for significant reductions to manifest.¹¹³ Furthermore, these outcomes may be intensified by the onset of factors external to the intervention's scope; such as deterioration in patient-symptomology¹¹⁷ or increased caregiving-hours.¹¹⁸ Conversely, caregivers may not exhibit sufficiently severe symptoms at baseline for an intervention to demonstrate a meaningful effect. Study authors would therefore need to apply any instrument threshold scores that delineate moderate/high levels of an outcome, enabling them to target participants with significant levels of baseline symptoms.

Attrition data was provided in 31 studies, specifically in 17 out of 20 RCTs with usable data. Rates did not appear to be related to use of a supplementary mode (e.g. telephone,

email), or any other intervention features. Metrics and measures about actual intervention usage varied across studies, homologous to other reviews (e.g.^{45,119}). Low usage and high attrition rates are well documented in internet-facilitated intervention studies.^{29,120} Here, inconsistently reported reasons for drop out inhibited the exploration of possible causes. One possible antecedent; caregivers' lack of capability with internet-facilitated technology, was mostly unassessed either pre- or post-intervention. Expectations that already-burdened caregivers, whether possessing high or low proficiency in information and communication technology (ICT), master a new platform may be impractical¹²¹; for it is often incommensurate with patient-monitoring responsibilities.¹²² In absence of any thorough investigation, high attrition is a persistent issue in internet-facilitated technology intervention studies.

Strengths and limitations

Among this review's strengths is the robust number of RCT's ($k = 26$) and studies overall ($k = 51$) retrieved through employing a highly sensitive search. Substantial data on the different approaches was accumulated, theoretical bases and design features employed, which were categorized using established classification systems. We were also able to extract sufficient statistical data to conduct meta-analyses for nine separate outcomes. Yet our findings should also be cautiously interpreted on account of the GRADE evidence-quality assessments, which were all very low.

Circumspection is also required when attempting to generalize our findings. By restricting the search to English language studies, relevant studies in other languages may have been missed. Similarly, 45 of the 51 studies were conducted in the USA, Europe or Australia, indicating a paucity of important perspectives from non-Western cultures and low to middle-income countries (LMIC's). For example, Magaña, Martínez & Loyola's¹²³ meta-analysis of caregiving in LMIC's calculated adverse health outcomes for informal caregivers of both South American and Asian, but not African, countries. A more diverse geographical spread in research is clearly needed before attempting to apply extant knowledge or techniques to populations considered previously underrepresented in the literature.

Future directions

Our meta-analytic calculations for subjective sense of mastery outcomes incorporated solely self-report measures. Future meta-analyses could extend our results by exploring whether interventions achieve commensurate improvements in objective mastery measures. Comparisons of both types have hitherto been examined in narrative,¹²⁷ scoping^{129,131} and systematic reviews.^{25,128,130} Results range from improvements in subjective¹²⁷ or objective

only¹³⁰ to both.^{25,128,131} Yet these reviews also exhibit the between-intervention heterogeneity that our review has highlighted. Differences in population features, such as some interventions including formal caregivers, or methodological features, such as comparing both established and intervention-specific outcomes-measures, possibly account for some of these disparate findings.

Other comparisons across studies remain problematic, due to the proliferation of different study designs, quality and outcome measures used. Reportage of population characteristics is similarly heterogeneous, limiting any direct comparisons. Certain sociodemographic variables may be indicative of other factors that influence intervention-usage and efficacy, such as baseline ICT skills, confidence or attitudes toward ICT-usage. Researchers need to not only use established scales to detect these constructs, but also build them into their intervention-implementation, (e.g. through appropriate and consistent technical support).

Level of engagement with the intervention is also salient, although it is often only measured post-intervention using non-validated questionnaires.¹²⁴ Preferably, engagement needs to be clearly defined and continuously assessed throughout testing, using measures which go beyond simple usage-frequency metrics (e.g. dwell-time, components-viewed and completed). By identifying propitious or inhibitory usage components in-situ, rather than waiting for retrospective feedback, it is possible to elucidate the seemingly inevitable tool-usage decline observed at trials' latter stages.⁴⁵

Since internet-facilitated intervention studies were first published, smartphone ownership has greatly increased, providing access to applications housing multiple functions.³³ As ICT access for traditionally underserved cohorts continues to expand, the opportunity to better support informal caregivers needs to be explored. Intervention design needs to adapt to recent shifts in how individuals favour different devices for different purposes.¹²⁵ Traditionally desktop computer-based activities, such as reading lengthy information studies, or completing multi-item measurement questionnaires, need to be adapted for different size-screens.

Conclusion

Our comprehensive review demonstrated some support for the efficacy of internet-facilitated interventions in improving sense of mastery and anxiety outcomes for informal caregivers of ND-diagnosed, community-based patients. However, these changes were principally detected after short-term intervention-exposure, with most lasting three months or less. Not only are longer intervention testing-periods required; there remains a paucity of internet-facilitated interventions for caregivers in rare ND-Diagnoses. The growing prevalence of other NDs, such as PD, will undoubtedly engender a concomitant growth in the numbers of informal caregivers. Therefore,

practical interventions to safeguard their psychological health is an evident research priority.

Acknowledgements: There were no other contributors to this article.

Guarantor: NB.

Contributorship: All named authors approve this version of the manuscript and give consent to the submission of this paper for consideration. All authors have contributed to the design, conduct and writing of the systematic review, and approved the manuscript before its submission.

Author contributions: All authors have contributed to the design, conduct and writing of this systematic review.

Declaration of conflicting interests: The author(s) declared no potential conflicts of interest with respect to the research, authorship, and/or publication of this article.

Funding: The author(s) received no financial support for the research, authorship, and/or publication of this article.

ORCID iD: Neil Boyt  <https://orcid.org/0000-0001-8769-1403>

Supplemental material: Supplemental material for this article is available online.

References

- Adams JL, Myers TL, Waddell EM, et al. Telemedicine: A valuable tool in neurodegenerative diseases. *Curr Geriatr Rep* 2020; 9: 72–81.
- Feigin VL, Nichols E, Alam T, et al. Global, regional, and national burden of neurological disorders, 1990–2016: A systematic analysis for the global burden of disease study 2016. *The Lancet Neurology* 2019; 18: 459–480.
- Aubeeluck A, Stuppel E, Schofield MB, et al. An international validation of a clinical tool to assess Carers' quality of life in huntington's disease. *Front Psychol* 2019; 10: 1658.
- de Wit J, Bakker LA, van Groenestijn AC, et al. Psychological distress and coping styles of caregivers of patients with amyotrophic lateral sclerosis: A longitudinal study. *Amyotroph Lateral Scler Frontotemporal Degener*. 2019; 20: 235–241.
- Milner L and Soundy A. Motivation and experiences of role transition in spousal caregivers of people with multiple sclerosis. *Int J Ther Rehabil* 2018; 25: 405–413.
- Bressan V, Visintini C and Palese A. What do family caregivers of people with dementia need? A mixed-method systematic review. *Health Soc Care Community* 2020; 28: 1942–1960.
- Clare L, Teale JC, Toms G, et al. Cognitive rehabilitation, self-management, psychotherapeutic and caregiver support interventions in progressive neurodegenerative conditions: A scoping review. *Neurorehabilitation* 2018; 43: 443–471.
- Maresova P, Hruska J, Klimova B, et al. Activities of daily living and associated costs in the most widespread neurodegenerative diseases: A systematic review. *Clin Interv Aging* 2020; 15: 1841–1862.
- Mollica MA, Smith AW and Kent EE. Caregiving tasks and unmet supportive care needs of family caregivers: A U.S. Population-based study. *Patient Education and Counseling* 2020; 103: 626–634.
- Plöthner M, Schmidt K, de Jong L, et al. Needs and preferences of informal caregivers regarding outpatient care for the elderly: A systematic literature review. *BMC Geriatr*. 2019; 19: 82.
- Lindt N, van Berkel J and Mulder BC. Determinants of overburdening among informal carers: A systematic review. *BMC Geriatr* 2020; 20: 304.
- Page TE, Farina N, Brown A, et al. Instruments measuring the disease-specific quality of life of family carers of people with neurodegenerative diseases: A systematic review. *BMJ Open* 2017; 7: e013611.
- Roland KP and Chappell NL. Caregiver experiences across three neurodegenerative diseases: Alzheimer's, Parkinson's, and Parkinson's with dementia. *J Aging Health* 2019; 31: 256–279.
- Smith T, Saunders A and Heard J. Trajectory of psychosocial measures amongst informal caregivers: Case-controlled study of 1375 informal caregivers from the English longitudinal study of ageing. *Geriatrics* 2020; 5: 26.
- Kishita N, Hammond L, Dietrich CM, et al. Which interventions work for dementia family carers?: An updated systematic review of randomized controlled trials of carer interventions. *Int Psychogeriatr*. 2018; 30: 1679–1696
- Mosley PE, Moodie R and Dissanayaka N. Caregiver burden in Parkinson disease: A critical review of recent literature. *J Geriatr Psychiatry Neurol*. 2017; 30: 235–252.
- Kumar H, Ansari S, Kumar V, et al. Severity of caregiver stress in relation to severity of disease in persons with Parkinson's. *Cureus*. 2019; 11: e4358.
- Alves LCS, Monteiro DQ, Bento SR, et al. Burnout syndrome in informal caregivers of older adults with dementia: A systematic review. *Dement Neuropsychol*. 2019; 13: 415–421.
- Collins RN and Kishita N. Prevalence of depression and burden among informal caregivers of people with dementia: A meta-analysis. *Ageing Soc* 2020; 40: 2355–2392.
- Romero-Martínez A, Hidalgo-Moreno G and Moya-Albiol L. Neuropsychological consequences of chronic stress: The case of informal caregivers. *Aging Ment Health*. 2020; 24: 259–271.
- Hansen DM, Sheehan D and Stephenson P. The caregiver's experience with an illness blog. *Journal of Hospice & Palliative Nursing* 2016; 18: 464–469.
- Young HM, Bell JF, Whitney RL, et al. Social determinants of health: Underreported heterogeneity in systematic reviews of caregiver interventions. *Gerontologist* 2020; 60: S14–S28.
- Chan CY, Cheung G, Martinez-Ruiz A, et al. Caregiving burnout of community-dwelling people with dementia in Hong Kong and New Zealand: A cross-sectional study. *BMC Geriatr* 2021; 21: 261.
- Cole L, Samsi K and Manthorpe J. Is there an “optimal time” to move to a care home for a person with dementia? A

- systematic review of the literature. *Int Psychogeriatr* 2018; 30: 1649–1670.
25. Frias CE, Garcia-Pascual M, Montoro M, et al. Effectiveness of a psychoeducational intervention for caregivers of people with dementia with regard to burden, anxiety and depression: A systematic review. *J Adv Nurs*. 2020; 76: 787–802
 26. Teles S, Ferreira A and Paúl C. Access and retention of informal dementia caregivers in psychosocial interventions: A cross-sectional study. *Arch Gerontol Geriatr* 2021; 93: 104289.
 27. Verreault P, Turcotte V, Ouellet M-C, et al. Efficacy of cognitive-behavioural therapy interventions on reducing burden for caregivers of older adults with a neurocognitive disorder: A systematic review and meta-analysis. *Cogn Behav Ther* 2021; 50: 19–46.
 28. Hill P and Broady TR. Understanding the social and emotional needs of carers. Social Policy Research Centre, UNSW Sydney 2019.
 29. Teles S, Ferreira A and Paúl C. Assessing attitudes towards online psychoeducational interventions: Psychometric properties of a brief attitudes scale. *Health Soc Care Community*. 2020; 29: e1–e10
 30. Sacco LB, König S, Westerlund H, et al. Informal caregiving and quality of life among older adults: Prospective analyses from the Swedish longitudinal occupational survey of health (SLOSH). *SocArXiv* 2020; 160: 845–866.
 31. Lam NHT and Woo BKP. YouTube as a new Medium for dementia education among Chinese Americans community. *Ment Health J*. 2020; 56: 435–439.
 32. Fuller-Tyszkiewicz M, Richardson B, Little K, et al. Efficacy of a smartphone app intervention for reducing caregiver stress: Randomized controlled trial. *JMIR Ment Health* 2020; 7: e17541.
 33. Ghahramani F and Wang J. Intention to adopt mHealth apps among informal caregivers: Cross-sectional study. *JMIR Mhealth Uhealth* 2021; 9: e24755.
 34. Ye B, How T, Chu CH, et al. Dementia care apps for people with dementia and informal caregivers: A systematic review protocol. *Gerontology* 2021; 26: 1–6.
 35. Efthymiou A, Middleton N, Charalambous A, et al. The association of health literacy and electronic health literacy with self-efficacy, coping, and caregiving perceptions among carers of people with dementia: Research protocol for a descriptive correlational study. *JMIR research Protocols* 2017; 6: e221.
 36. Pappadà A, Chattat R, Chirico I, et al. Assistive technologies in dementia care: An updated analysis of the literature. *Front Psychol* 2021; 12: 644587.
 37. Trail T, Friedman E, Rutter CM, et al. The relationship between engagement in online support groups and social isolation among military caregivers: Longitudinal questionnaire study. *J Med Internet Res*. 2020; 22: e16423
 38. Shaffer KM, Tigershrom A, Badr H, et al. Dyadic psychosocial eHealth interventions: Systematic scoping review. *J Med Internet Res* 2020; 22: e15509.
 39. Aldeh M and Adam PH. Caring for dementia caregivers in times of the COVID-19 crisis: A systematic review. *American Journal of Nursing Research* 2020; 8: 552–561.
 40. Newman K, Wang AH, Wang AZY, et al. The role of internet-based digital tools in reducing social isolation and addressing support needs among informal caregivers: A scoping review. *BMC Public Health*. 2019; 19: 1495.
 41. Dalton J, Thomas S, Harden M, et al. Updated meta-review of evidence on support for carers. *J Health Serv Res Policy* 2018; 23: 196–207.
 42. Etxeberria I, Salaberria K and Gorostiaga A. Online support for family caregivers of people with dementia: A systematic review and meta-analysis of RCTs and quasi-experimental studies. *Aging Ment Health*. 2020; 25: 1165–1180.
 43. Leng M, Zhao Y, Xiao H, et al. Internet-Based supportive interventions for family caregivers of people with dementia: Systematic review and meta-analysis *J Med Internet Res* 2020; 22: e19468
 44. Ploeg J, Ali MU, Markle-Reid M, et al. Caregiver-focused, web-based interventions: systematic review and meta-analysis (part 2) *J Med Internet Res*. 2018; 20: e11247.
 45. Wasilewski MB, Stinson JN and Cameron JJ. Web-based health interventions for family caregivers of elderly individuals: A scoping review. *Int J Med Inf* 2017; 103: 109–138.
 46. Irani E, Niyomyart A and Hickman RL. Systematic review of technology-based interventions targeting chronically ill adults and their caregivers *West J Nurs Res* 2020; 42: 1–19
 47. Sherifali D, Ali M, Ploeg J, et al. Impact of internet-based interventions on caregiver mental health: Systematic review and meta-analysis. *J Med Internet Res* 2018; 20: e10668.
 48. Domaradzki J. The impact of huntington disease on family carers: A literature overview. *Psychiatr Pol* 2015; 49: 931–944.
 49. Boyt N, Ho A, Morris-Bankole H, et al. Internet-facilitated interventions targeted at informal caregivers of neurodegenerative disease patients. Retrieved from: https://www.crd.york.ac.uk/prospero/display_record.php?ID=CRD42020184335 (2020, accessed 5 January 2021).
 50. Page MJ, McKenzie JE, Bossuyt PM, et al. The PRISMA 2020 statement: An updated guideline for reporting systematic reviews. *PLoS Med* 2021; 18: e1003583.
 51. Lefebvre C, Glanville J, Briscoe S, et al. Technical supplement to chapter 4: Searching for and selecting studies. In: Higgins JPT, Thomas J, Chandler J, Cumpston MS, Li T, Page MJ and Welch VA (eds) *Cochrane handbook for systematic reviews of interventions version 6.2 (updated February 2021)*. Cochrane, 2021. Available from: www.training.cochrane.org/handbook
 52. Li T, Higgins JPT and Deeks JJ. Chapter 5: Collecting data. In: Higgins JPT, Thomas J, Chandler J, Cumpston M, Li T, Page MJ and Welch VA (eds) *Cochrane handbook for systematic reviews of interventions version 6.2 (updated February 2021)*. Cochrane, 2021. Available from www.training.cochrane.org/handbook
 53. Schünemann HJ, Higgins JPT, Vist GE, et al. Chapter 14: Completing ‘summary of findings’ tables and grading the certainty of the evidence. In: Higgins JPT, Thomas J, Chandler J, Cumpston M, Li T, Page MJ and Welch VA (eds) *Cochrane handbook for systematic reviews of interventions version 6.2 (updated February 2021)*. Cochrane, 2021. Available from www.training.cochrane.org/handbook
 54. Chi N-C and Demiris G. A systematic review of telehealth tools and interventions to support family caregivers. *J Telemed Telecare* 2015; 21: 37–44.
 55. Michie S and Prestwich A. Are interventions theory-based? Development of a theory-coding scheme. *Health Psychol* 2010; 29: 1–8.

56. Webb T, Joseph J, Yardley L, et al. Using the internet to promote health behavior change: A systematic review and meta-analysis of the impact of theoretical basis, use of behavior change techniques, and mode of delivery on efficacy *J Med Internet Res* 2010; 12: e4.
57. Borenstein M, Hedges LV, Higgins JP, et al. A basic introduction to fixed-effect and random-effects models for meta-analysis. *Res. Synth. Method* 2010; 1: 97–111.
58. Deeks JJ, Higgins JPT and Altman DG. Chapter 10: Analysing data and undertaking meta-analyses. In: Higgins JPT, Thomas J, Chandler J, Cumpston M, Li T, Page MJ and Welch VA (eds) *Cochrane handbook for systematic reviews of interventions version 6.2 (updated February 2021)*. Cochrane, 2021. Available from www.training.cochrane.org/handbook
59. Zingg W, Castro-Sanchez E, Secci FV, et al. Innovative tools for quality assessment: Integrated quality criteria for review of multiple study designs (ICROMS). *Public Health* 2015; 133: 19–37.
60. Austrom MG, Geros KN, Hemmerlein K, et al. Use of a multiparty web based videoconference support group for family caregivers: Innovative practice. *Dementia (London)* 2015; 14: 682–690.
61. Blom MM, Zarit SH, Zwaafink RBM, et al. Effectiveness of an internet intervention for family caregivers of people with dementia: Results of a randomized controlled trial. *Plos One* 2015; 10: e0116622.
62. Boots LMM, de Vugt Marjolein E, Kempen Gertrudis IJM, et al. Effectiveness of a blended care self-management program for caregivers of people with early-stage dementia (partner in balance): Randomized controlled trial. *J Med Internet Res* 2018; 20: e10017.
63. Chiu T, Marziali E, Colantonio A, et al. Internet-Based caregiver support for Chinese Canadians taking care of a family member with Alzheimer's disease and related dementia. *Canadian Journal on Aging-Revue Canadienne du Vieillessement* 2009; 28: 323–336.
64. Cristancho-Lacroix V, Wrobel J, Cantegreil-Kallen I, et al. A web-based psychoeducational program for informal caregivers of patients with Alzheimer's disease: A pilot randomized controlled trial. *J Med Internet Res* 2015; 17: e117.
65. Czaja S, Loewenstein D, Schulz R, et al. A videophone psychosocial intervention for dementia caregivers. *The American Journal of Geriatric Psychiatry : Official Journal of the American Association for Geriatric Psychiatry* 2013; 21: 1071–1081.
66. Dam AEH, van Boxtel MPJ, Rozendaal N, et al. Development and feasibility of inlife: A pilot study of an online social support intervention for informal caregivers of people with dementia. *Plos One* 2017; 12: e0183386.
67. Dang S, Remon N, Harris J, et al. Care coordination assisted by technology for multiethnic caregivers of persons with dementia: A pilot clinical demonstration project on caregiver burden and depression. *J Telemed Telecare* 2008; 14: 443–447.
68. Duggleby W, Ploeg J, McAiney C, et al. Web-Based intervention for family carers of persons with dementia and multiple chronic conditions (my tools 4 care): Pragmatic randomized controlled trial. *J Med Internet Res* 2018; 20: e10484.
69. Finkel S, Czaja SJ, Schulz R, et al. E-care: A telecommunications technology intervention for family caregivers of dementia patients. *American Journal of Geriatric Psychiatry* 2007; 15: 443–448.
70. Fowler CN, Kott K, Wicks MN, et al. Self-Efficacy and sleep among caregivers of older adults with dementia effect of an interprofessional virtual healthcare neighborhood. *J Gerontol Nurs* 2016; 42: 39–47.
71. Fowler-Davis S, Barnett D, Kelley J, et al. Potential for digital monitoring to enhance wellbeing at home for people with mild dementia and their family carers. *Journal of Alzheimer's Disease* 2020; 73: 867–872.
72. Griffiths PC, Whitney MK, Kovaleva M, et al. Development and implementation of tele-savvy for dementia caregivers: A department of veterans affairs clinical demonstration project. *Gerontologist* 2016; 56: 145–154.
73. Gustafson DHJr, Gustafson DHSr, Codya OJ, et al. Pilot test of a computer-based system to help family caregivers of dementia patients *Journal of Alzheimer's Disease* 2019; 70: 541–552
74. Hattink B, Meiland F, van der Roest H, et al. Web-Based STAR E-learning course increases empathy and understanding in dementia caregivers: Results from a randomized controlled trial in the Netherlands and the United Kingdom year. *J Med Internet Res* 2015; 17: e241.
75. Hicken BL, Daniel C, Luptak M, et al. Supporting caregivers of rural veterans electronically (SCORE). *Journal of Rural Health* 2017; 33: 305–313.
76. Kajiyama B, Thompson LW, Eto-Iwase T, et al. Exploring the effectiveness of an internet-based program for reducing caregiver distress using the iCare stress management e-training program. *Aging Ment Health* 2013; 17: 544–554.
77. Kajiyama B, Fernandez G, Carter EA, et al. Helping hispanic dementia caregivers Cope with stress using technology-based resources. *Clin Gerontol* 2018; 41: 209–216.
78. Kales HC, Gitlin LN, Stanislawski B, et al. Effect of the WeCareAdvisor™ on family caregiver outcomes in dementia: A pilot randomized controlled trial. *BMC Geriatr* 2018; 18: 113.
79. Khazaeili M, Hajebi MZ, Mohamadkhani P, et al. The effectiveness of mindfulness-based intervention on anxiety, depression and burden of caregivers of multiple sclerosis patients through web conferencing. *Journal of Practice in Clinical Psychology* 2019; 7: 21–32.
80. Kwok T, Au A, Wong B, et al. Effectiveness of online cognitive behavioral therapy on family caregivers of people with dementia. *Clin Interv Aging* 2014; 9: 631–636.
81. Lai CK, Wong LF, Liu KH, et al. Online and onsite training for family caregivers of people with dementia: Results from a pilot study. *Int J Geriatr Psychiatry* 2013; 28: 107–108.
82. Laver K, Liu E, Clemson L, et al. Does telehealth delivery of a dyadic dementia care program provide a noninferior alternative to face-to-face delivery of the same program? A randomized, controlled trial. *The American Journal of Geriatric Psychiatry: Official Journal of the American Association for Geriatric Psychiatry* 2020; 28: 673–682.
83. Lindauer A, McKenzie G, LaFazia D, et al. Using technology to facilitate fidelity assessments: The tele-STAR caregiver intervention. *J Med Internet Res* 2019; 21: e13599.
84. Marziali E and Donahue P. Caring for others: Internet videoconferencing group intervention for family caregivers of older

- adults with neurodegenerative disease. *GERONTOLOGIST* 2006; 46: 398–403.
85. Marziali E and Garcia LJ. Dementia Caregivers' responses to 2 internet-based intervention programs. *American Journal of Alzheimer's Disease & Other Dementias* 2011; 26: 36–43.
 86. McKechnie V, Barker C and Stott J. The effectiveness of an internet support forum for carers of people with dementia: A Pre-post cohort study. *J Med Internet Res* 2014; 16: e68.
 87. Meichsner F. Acceptance and treatment effects of an internet-delivered cognitive-behavioral intervention for family caregivers of people with dementia: A randomized-controlled trial. *J Clin Psychol* 2019; 75: 594–613.
 88. Metcalfe A, Jones B, Mayer J, et al. Online information and support for carers of people with young-onset dementia: A multi-site randomised controlled pilot study. *Int J Geriatr Psychiatry* 2019; 34: 1455–1464.
 89. Nunez-Naveira L, Alonso-Bua B, de Labra C, et al. UnderstAID, an ICT platform to help informal caregivers of people with dementia: A pilot randomized controlled study. *BioMed Res Int* 2016: 5726465.
 90. O'Connor MF, Arizmendi BJ and Kaszniak AW. Virtually supportive: A feasibility pilot study of an online support group for dementia caregivers in a 3D virtual environment. *J Aging Stud* 2014; 30: 87–93.
 91. Pagan-Ortiz ME, Cortes DE, Rudloff N, et al. Use of an online community to provide support to caregivers of people with dementia. *J Gerontol Soc Work* 2014; 57: 694–709.
 92. Park E. The effect of a comprehensive mobile application program (CMAP) for family caregivers of home-dwelling patients with dementia: A preliminary research. *Jpn J Nurs Sci* 2020; 17: e12343.
 93. Schaller S, Marinova-Schmidt V, Setzer M, et al. Usefulness of a tailored eHealth service for informal caregivers and professionals in the dementia treatment and care setting: The eHealthMonitor dementia portal. *JMIR Res Protoc* 2016; 5: e47.
 94. Sikder AT, Yang FC, Schafer R, et al. Mentalizing imagery therapy Mobile app to enhance the mood of family dementia caregivers: Feasibility and limited efficacy testing. *JMIR Aging* 2019; 2: e12850.
 95. Thomas NWD, Lindauer A and Kaye J. EVALUATE-AD and tele-STAR: Novel methodologies for assessment of caregiver burden in a telehealth caregiver intervention - A case study. *Dement Geriatr Cogn Disord* 2019; 47: 176–184.
 96. Torkamani M, McDonald L, Aguayo I, et al. ALADDIN Collaborative Grp. A randomized controlled pilot study to evaluate a technology platform for the assisted living of people with dementia and their carers. *Journal of Alzheimer's Disease* 2014; 41: 515–523.
 97. van der Roest HG, Meiland FJ, Jonker C, et al. User evaluation of the DEMentia-specific digital interactive social chart (DEM-DISC). A pilot study among informal carers on its impact, user friendliness and, usefulness. *Aging Ment Health* 2010; 14: 461–470.
 98. van Knippenberg RJM, de Vugt ME, Ponds RW, et al. An experience sampling method intervention for dementia caregivers: Results of a randomized controlled trial. *Am J Geriatr Psychiatry* 2018; 26: 1231–1243.
 99. Van Mierlo LD, Meiland FJM, Van de Ven PM, et al. Evaluation of DEM-DISC, customized e-advice on health and social support services for informal carers and case managers of people with dementia; a cluster randomized trial. *International Psychogeriatrics* 2015; 27: 1365–1378.
 100. Huis In Het Veld JG, Willemse BM, van Asch IF, et al. Online self-management support for family caregivers dealing with behavior changes in relatives with dementia (part 2): Randomized controlled trial. *J Med Internet Res* 2020; 22: e13001.
 101. Wijma EM, Veerbeek MA, Prins M, et al. A virtual reality intervention to improve the understanding and empathy for people with dementia in informal caregivers: Results of a pilot study. *Aging Ment Health Volume* 2018; 22: 1115–1123.
 102. Wilkerson DA, Brady E, Yi E-H, et al. Friendsourcing peer support for Alzheimer's caregivers using Facebook social Media. *J Technol Hum Serv* 2018; 36: 105–124.
 103. Zimmerman S, Sloane PD, Ward K, et al. Helping dementia caregivers manage medical problems: Benefits of an educational resource. *Am J Alzheimer's Dis Other Demen* 2018; 33: 176–183.
 104. Moskowitz JT, Cheung EO, Snowberg KE, et al. Randomized controlled trial of a facilitated online positive emotion regulation intervention for dementia caregivers. *Health Psychol* 2019; 38: 391–402.
 105. Baruah U, Varghese M, Loganathan S, et al. Feasibility and preliminary effectiveness of an online training and support program for caregivers of people with dementia in India: A randomized controlled trial. *Int J Geriatr Psychiatry* 2021; 36: 606–617.
 106. De Wit J, Beelen A, Drossaert CHC, et al. Blended psychosocial support for partners of patients with ALS and PMA: Results of a randomized controlled trial. *Amyotrophic Lateral Sclerosis and Frontotemporal Degeneration* 2020; 21: 344–354.
 107. Bruinsma J, Peetoom K, Bakker C, et al. Tailoring and evaluating the web-based 'partner in balance' intervention for family caregivers of persons with young-onset dementia. *Internet Interv* 2021; 25: 100390.
 108. Halstead EJ, Halstead E, Leavitt V, et al. A feasibility study of a manualized resilience-based telehealth program for persons with multiple sclerosis and their support partners. *Multiple Sclerosis Journal* 2020; 6: 1–11.
 109. Han A, Yuen HK, Jenkins J, et al. Acceptance and commitment therapy (ACT) guided online for distressed caregivers of persons living with dementia. *Clin Gerontol* 2021; 45: 927–938.
 110. Romero-Mas M, Ramon-Aribau A, de Souza DLB, et al. Improving the quality of life of family caregivers of people with Alzheimer's disease through virtual communities of practice: A quasiexperimental study. *Int J Alzheimer's Dis* 2021; 8817491.
 111. Kales HC, Gitlin LN and Lyketsos CG. Assessment and management of behavioral and psychological symptoms of dementia. *Br Med J* 2015; 350: h369.
 112. González-Fraile E, Gonzalez-Fraile E, Ballesteros J, et al. Remotely delivered information, training and support for informal caregivers of people with dementia. *Cochrane Database Syst Rev* 2021; 1: CD006440.

113. Guay C, Auger C, Demers L, et al. Components and outcomes of internet-based interventions for caregivers of older adults: Systematic review. *J Med Internet Res* 2017; 19: e313.
 114. Kim H, Mahmood A, Goldsmith JV, et al. Access to broadband internet and its utilization for health information seeking and health communication among informal caregivers in the United States. *J Med Syst* 2021; 45: 24.
 115. Christie HL, Boots LMM, Tange HJ, et al. Implementations of evidence-based eHealth interventions for caregivers of people with dementia in municipality contexts (myinlife and partner in balance): Evaluation study. *JMIR Aging* 2021; 4: e21629.
 116. Laukka E, Huhtakangas M, Heponiemi T, et al. Health care Professionals' experiences of patient-professional communication over patient portals: Systematic review of qualitative studies. *J Med Internet Res* 2020; 22: e21623.
 117. Swinkels JC, Broese van Groenou MI, de Boer A, et al. Male and female partner-Caregivers' burden: Does it get worse over time? *Gerontologist* 2019; 59: 1103–1111.
 118. Kishita N, Contreras ML, West J, et al. Exploring the impact of carer stressors and psychological inflexibility on depression and anxiety in family carers of people with dementia. *J Contextual Behav Sci* 2020; 17: 119–125.
 119. Koneska E, Appelbe D, Williamson PR, et al. Usage metrics of web-based interventions evaluated in randomized controlled trials: Systematic review. *J Med Internet Res* 2020; 22: e15474.
 120. Waller A, Dilworth S, Mansfield E, et al. Computer and telephone delivered interventions to support caregivers of people with dementia: A systematic review of research output and quality. *BMC Geriatr*. 2017; 17: 265.
 121. Demiris G, Washington K, Ulrich CM, et al. Innovative tools to support family caregivers of persons with cancer: The role of information technology. *Semin Oncol Nurs* 2019; 35: 384–388.
 122. Gately ME, Tickle-Degnen L, Trudeau SA, et al. Caregiver satisfaction with a video telehealth home safety evaluation for dementia. *Int J Telerehabil* 2020; 12: 35–42.
 123. Magaña I, Martínez P and Loyola M. Health outcomes of unpaid caregivers in low- and middle-income countries: A systematic review and meta-analysis. *J Clin Nurs* 2020; 29: 3950–3965.
 124. Short CE, DeSmet A, Woods C, et al. Measuring engagement in eHealth and mHealth behavior change interventions: Viewpoint of methodologies. *J Med Internet Res* 2018; 20: e292.
 125. Wójcik D, Szczechowiak K, Konopka P, et al. Informal dementia caregivers: Current technology use and acceptance of technology in care. *Int J Environ Res Public Health* 2021; 18: 3167.
 126. Sitges-Maciá E, Bonete-López B, Sánchez-Cabaco A, et al. Effects of e-health training and social support interventions for informal caregivers of people with dementia—A narrative review. *Int J Environ Res Public Health* 2021; 18: 7728.
 127. Graven LJ, Glueckauf RL, Regal RA, et al. Telehealth interventions for family caregivers of persons with chronic health conditions: A systematic review of randomized controlled trials. *Int J Telemed Appl* 2021; 2021: 1–45.
 128. Petrovic M and Gaggioli A. Digital mental health tools for caregivers of older adults—A scoping review. *Front Public Health* 2020; 8: 128. doi: 10.3389/fpubh.2020.00128.
 129. Egan KJ, Pinto-Bruno AC, Bighelli I, et al. Online training and support programs designed to improve mental health and reduce burden among caregivers of people with dementia: A systematic review. *J Am Med Dir Assoc* 2018; 19: 200–206.e1.
 130. Sztramko R, Levinson AJ, Wurster A, et al. Online educational tools for caregivers of people with dementia: A scoping literature review. *Canadian Geriatrics Journal CGJ* 2021; 24: 351–366.
 131. Reese HE, Reese H, Rosenfield E, et al. Reflections on the theory-practice gap in cognitive behavior therapy. *Behav Ther* 2013; 44: 609–613.
 132. Melsen WG, Bootsma MC, Rovers MM, et al. The effects of clinical and statistical heterogeneity on the predictive values of results from meta-analyses. *Clinical Microbiology and Infection: The Official Publication of the European Society of Clinical Microbiology and Infectious Diseases* 2014; 20: 123–129.
-