







ORIGINAL ARTICLE

Worldwide barriers to genetic testing for movement disorders

Emilia M. Gatto¹  | Ruth H. Walker^{2,3}  | Claudio Gonzalez⁴ | Martin Cesarini⁵ | Giovanni Cossu⁶ | Christopher D. Stephen⁷  | Bettina Balint⁸  | Mayela Rodríguez-Violante⁹  | Joseph Jankovic¹⁰ | Francesca Morgante^{11,12}  | Hyder A. Jinnah¹³ | the Rare Movement Disorders Study Group of the International Parkinson Disease, Movement Disorders Society

¹Department of Neurology, Affiliated University of Buenos Aires, Buenos Aires, Argentina

²Department of Neurology, James J. Peters Veterans Affairs Medical Center, Bronx, NY, USA

³Department of Neurology, Mount Sinai School of Medicine, New York City, NY, USA

⁴School of Medicine, Instituto Universitario CEMIC, Buenos Aires, Argentina

⁵Sanatorio IPENSA, Buenos Aires, Argentina

⁶Movement Disorders and Neurophysiology Unit, Department of Neuroscience, AO Brotzu, Cagliari, Italy

⁷Movement Disorders Unit and Center for Rare Neurological Disorders, Department of Neurology, Massachusetts General Hospital and Harvard Medical School, Boston, MA, USA

⁸Department of Neurology, University Hospital Heidelberg, Heidelberg, Germany

⁹Movement Disorders Clinic, National Institute of Neurology and Neurosurgery, Mexico City, Mexico

¹⁰Parkinson's Disease Center and Movement Disorders Clinic, Department of Neurology, Baylor College of Medicine, Houston, TX, USA

¹¹Neurosciences Research Centre, Molecular and Clinical Sciences Research Institute, St George's University of London, London, UK

¹²Department of Clinical and Experimental Medicine, University of Messina, Messina, Italy

¹³Departments of Neurology, Human Genetics and Pediatrics, Emory University, Atlanta, GA, USA

Correspondence

Francesca Morgante, Neurosciences Research Centre, Molecular and Clinical Sciences Research Institute, St George's University of London, Cranmer Terrace, SW17 0RE, London, UK.

Email: fmorgant@sgul.ac.uk

Funding information

Martin Cesarini has received research funding from Roche—CHDI foundation ENROLL HD. Giovanni Cossu: Speaking honoraria from UCB Pharma, Bial, AbbVie, Zambon, Boston. Research support from Fondazione di Sardegna. Dr Stephen reports grants from Sanofi-Genzyme, personal fees from Xenon Pharmaceuticals and SwanBio Pharma. He has received financial support from Sanofi-Genzyme, Biogen and Biohaven for the conduct of clinical trials. Dr Rodríguez-Violante reports personal fees from UCB, personal fees from Ever Neuropharma, grants from Medtronic. Joseph Jankovic has received research/training funding from AbbVie Inc.; Acadia Pharmaceuticals; Allergan Inc.; Biotek; Cerevel Therapeutics; CHDI Foundation; Dystonia Coalition; Emalex Biosciences Inc.; F. Hoffmann-La Roche Ltd; Huntington Study Group; Medtronic Neuromodulation; Merz Pharmaceuticals; Michael J Fox Foundation for Parkinson Research; National Institutes of Health; Neuraly Inc.; Neurocrine Biosciences; Parkinson's Foundation; Parkinson Study Group; Prilenia Therapeutics; Revance Therapeutics Inc.; Teva Pharmaceutical Industries Ltd. Dr Jankovic has served as a consultant for Aeon BioPharma; Nuvelution Pharma Inc; Teva Pharmaceutical Industries Ltd. Dr Jankovic has received royalties from Cambridge; Elsevier; Medlink: Neurology; Lippincott Williams and Wilkins; Wiley-Blackwell. Francesca Morgante: Speaking honoraria from Abbvie, Medtronic, Zambon, Bial, Merz; travel grants from the International Parkinson's Disease and Movement Disorder Society; advisory board fees from Merz; consultancy fees from Boston Scientific, Merz and Bial; research support from Boston Scientific, Merz and Global Kynetic; royalties for the book *Disorders of Movement* from Springer; member of the editorial board of *Movement Disorders*, *Movement Disorders Clinical Practice*, *European Journal of Neurology*. H. A. Jinnah has active or recent grant support from the US government (National Institutes of Health), private philanthropic organizations (Cure Dystonia Now), academically oriented institutions (the Dystonia Study Group) and industry (Cavion Therapeutics, Retrophin Inc.). Dr Jinnah has also served on advisory boards or as a consultant for Allergan Inc., CoA Therapeutics, Cavion Therapeutics and Retrophin Inc. He has received honoraria or stipends for lectures or administrative work from the American Academy of Neurology, the American Neurological Association, the Dystonia Medical Research Foundation, the International Neurotoxin Society and the International Parkinson's Disease and Movement Disorders Society.

Morgante and Jinnah share senior authorship.

The Rare Movement Disorders Study Group of the International Parkinson Disease and Movement Disorders Society members are listed in Appendix 1.

This is an open access article under the terms of the Creative Commons Attribution-NonCommercial-NoDerivs License, which permits use and distribution in any medium, provided the original work is properly cited, the use is non-commercial and no modifications or adaptations are made.

© 2021 The Authors. *European Journal of Neurology* published by John Wiley & Sons Ltd on behalf of European Academy of Neurology

Dr Jinnah serves on the Scientific Advisory Boards for several private foundations including the Benign Essential Blepharospasm Research Foundation, Cure Dystonia Now, the Dystonia Medical Research Foundation, the Tourette Association of America, and Tyler's Hope for a Cure. He also is principal investigator for the Dystonia Coalition, which has received the majority of its support through the NIH (grants NS116025, NS065701 from the National Institutes of Neurological Disorders and Stroke, TR 001456 from the Office of Rare Diseases Research at the National Center for Advancing Translational Sciences). Ruth H Walker has received consulting fees from Neurocrine Biosciences Inc., Teladoc Health Inc., and honoraria from the International Parkinson Disease and Movement Disorders Society and the International Association of Parkinsonism and Related Disorders. Emilia Gatto, had received research funding from Roche-CHDI Foundation ENROLL HD, consulting fees from Bago Argentina, Europharma, Casasco, and honoraria from the International Parkinson Disease and Movement Disorders Society. Claudio Gonzalez and Bettina Balint do not have anything to disclose.

Abstract

Background and purpose: Despite enormous advances in identifying genetic variants responsible for many neurological diseases, access to genetic testing may be limited in clinical practice. The objective of this study was to assess worldwide access to genetic tests for movement disorders and factors impacting their utilization.

Methods: The Rare Movement Disorders Study Group of the International Parkinson and Movement Disorder Society designed an online survey electronically mailed to all 7815 members.

Results: Survey data completed by 1269 participants from 109 countries were analysed. Limited access to geneticists and genetic counsellors was reported in many world regions compared to Europe and North America. Availability of genetic testing was limited, with rates of access lower than 50%. Genetic testing for chorea was the most commonly available. For parkinsonism, dystonia, ataxia, hereditary spastic paraplegias and metabolic disorders, there was limited access to genetic testing in all countries compared to Europe and North America, with significant differences found for Africa, Central/South America, Asia. In many regions, genetic testing was supported by either private or public funding. Genetic testing was free of charge in Europe according to 63.5% of respondents. In North America, Africa, Central/South America, Asia and the Middle East access to free of charge genetic testing was by far significantly lower compared to Europe.

Conclusions: This survey highlights difficulties in accessing genetic testing and individuals with expertise in genetics at the worldwide level. In addition, major disparities in genetic testing amongst world regions are highlighted, probably due to a variety of factors including financial barriers.

KEY WORDS

chorea, dystonia, genetic and inherited disorders, genetic diagnosis, genetic testing, movement disorders, Parkinson's disease, whole exome sequencing

INTRODUCTION

During the past two decades, there have been remarkable developments in identifying genetic variants responsible for many neurological diseases, and parallel advances in clinical diagnostic testing for these diseases, especially in the movement disorders field [1]. Clinical diagnostic testing, initially focusing on one or a few genes at a time, have been replaced by much broader testing strategies, such as disease-specific gene panels [2,3] and whole exome sequencing (WES). Multiple reviews regarding the optimal use of different genetic tests have been published, and professional societies have devoted enormous efforts to education regarding the use of modern genetic testing [4-6].

Although these advances are valuable, access to genetic testing may be limited in clinical practice [7]. There is little knowledge regarding which factors influence access to genetic testing in neurological disorders and specifically in the movement disorders field. It is likely that lack of access might occur both in resource-poor areas and countries where gene panels or WES are available but not covered by public funding or private insurances. It is crucial to clarify these issues in order to improve the diagnosis of rare neurological disorders and improve access to treatments and potential specific disease-modifying strategies.

Based on these premises, the Rare Movement Disorders Study Group (RMDSG) of the International Parkinson and Movement

Disorder Society (IPMDS) developed a survey which was sent to all Society members in order to assess accessibility to genetic testing by movement disorder clinicians from the five continents.

METHODS

Survey design

The RMDSG developed a 21-question online survey (Appendix S1), which was emailed to all 7815 members affiliated with the IPMDS. Responses were anonymous. The survey was launched with an introductory rationale and instructions. Data collection occurred over a 3-month period from 9 May 2018 to 10 July 2018, with two reminder emails [8].

The survey included questions addressing the ease of access to general practitioners (GPs), general neurologists, movement disorder neurologists, paediatric neurologists, geneticists and genetic counsellors. It was inquired whether genetic testing for various types of diseases manifesting with movement disorders (dystonias, parkinsonian disorders, choreas, cerebellar ataxias, hereditary spastic paraplegias (HSPs), metabolic disorders and other genetic disorders) was offered. In addition to access to disease-specific tests, the availability of WES was evaluated. Finally, a set of questions explored access to geneticist consultation to interpret ambiguous genetic test results, the availability of a genetic national network and the means of funding for genetic testing.

To assess geographic variability, seven regions were defined: North America, Central (including Caribbean) and South America, Europe, the Middle East, Africa, Asia and Oceania. This study did not require approval of an ethics committee nor informed consent, as no human subjects or human biological material was used and only the anonymous responses to the survey were analysed [9].

Statistical analysis

Descriptive statistics were used to summarize demographics, means and standard deviations for continuous variables, as well as frequencies and proportions for categorical variables. Differences between groups of quantitative data were assessed by Student's *t* test and ANOVA as required. Differences between proportions were explored through the use of the chi-squared test (Yates corrected). Conditional on significant *p* values, post hoc chi-squared tests were applied to compare frequency distributions between each region with Europe and North America respectively, which were also compared between each other (total of 11 comparisons for each variable); accordingly, Bonferroni's correction was applied, and the significance level was set at $p \leq 0.004$. Access to and availability of different resources (e.g., access to practitioners, availability of genetic testing etc.) were expressed in terms of rate ratios. Accessibility to GPs and access to chorea testing were taken as the references in the calculation of the rate ratios. The Katz logarithmic method was applied to calculate the

95% confidence interval corresponding to each of these rate ratios. Statistical significance was set at the $p \leq 0.05$ level.

RESULTS

Demographics

Overall, 1269 surveys were received from 109 countries representative of all continents, resulting in a response rate of 16%. Most respondents practised in Europe, Asia and North America (North America, 228; Central/South America, 167; Europe, 382; Africa, 72; Asia, 237; Oceania, 28; Middle East, 45). The country of practice was not indicated by 110 respondents and their surveys were not included in the analysis comparing world regions. 75% of respondents answered all questions. The majority of respondents identified themselves as movement disorder specialists ($n = 877$; 76%) (Table S1). Movement disorder specialists represented >50% of participants in each region, with Europe having the highest percentage (>85%). More than 50% of respondents spent their practice seeing patients with movement disorders. 39% practised in a university setting, 26% in a combined (private practice/university setting), 21% in a government setting, 10% in private practice and 4% in another setting.

Access to healthcare professionals and genetic testing

Access to a geneticist or genetic counsellor was often challenging or absent. Rate ratio analysis, taking GPs as reference, showed that genetic specialists were 25–33-fold less accessible than GPs (Table S2).

When analysing different regions (easy vs. challenging/no access) (Figure 1a), challenging/absent access to general neurologists was more frequently reported by respondents from Africa, Asia, Central/South America and Oceania compared to Europe and North America. Access to movement disorders and paediatric neurologists (Figure 1a) as well as to geneticists and genetic counsellors (Figure 1b) was more frequently reported to be challenging/absent in Africa, Asia, Central/South America and the Middle East compared to Europe and North America. Overall, Africa and North America represented the two extremes for access to movement disorders and paediatric neurologists.

Genetic testing was offered in the institution of 46% of respondents. For 68% genetic testing was available in their city and for 87% it was available in their country.

Overall, availability of genetic testing was low, with rate of access lower than 50%. Genetic testing for chorea was the most commonly available (408/943, 43%), followed by ataxias (373/931, 40%), dystonias (310/894, 35%), parkinsonian disorders (320/939, 34%), metabolic disorders (296/887, 33%), HSPs (244/900, 27%) and other movement disorders (193/867, 22%). There was significantly lower access for all other tests relative to chorea ($p < 0.0001$) (Table 1).

Genetic testing was more accessible in Europe and North America, with a significant imbalance in the availability with respect to the

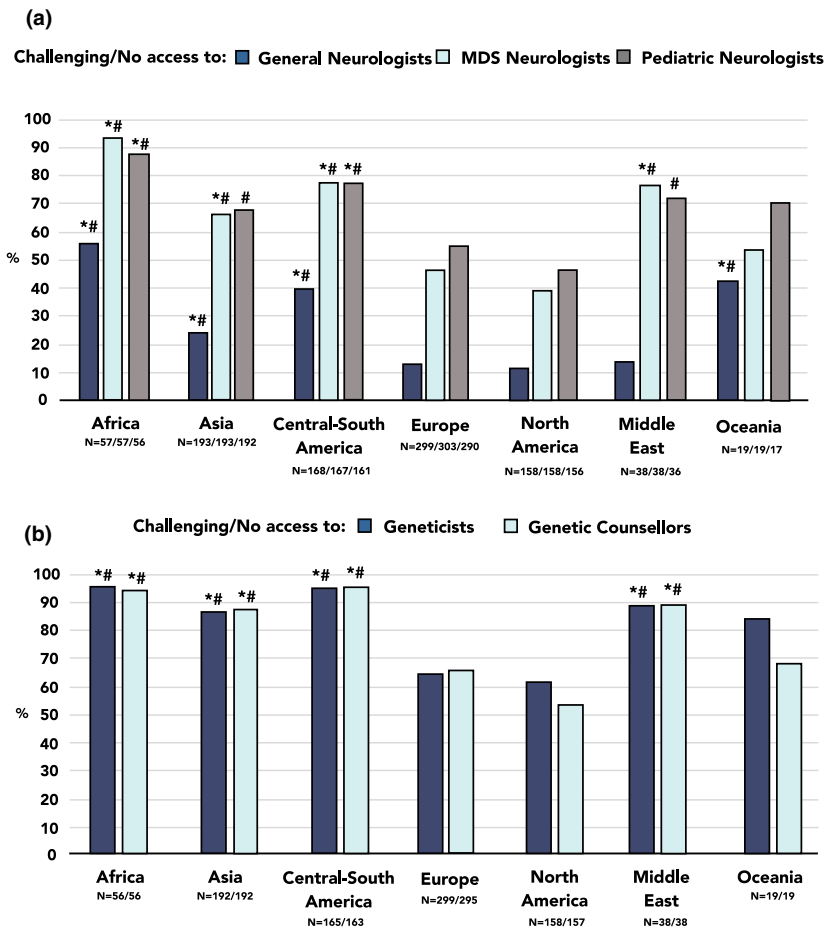


FIGURE 1 (a) Access to general neurologists, movement disorder (MDS) neurologists and paediatric neurologists in different world regions. (b) Access to geneticists and genetic counsellors in different world regions. *Significant differences compared to Europe, $p \leq 0.004$. #Significant differences compared to North America, $p \leq 0.004$. Numbers of respondents for each item are shown on the x-axis

TABLE 1 Relative availability of genetic tests compared with chorea

Disorder	Rate ratio	95% CI (Katz)
Chorea (reference)	1.00	-
Metabolic disorders	1.02	0.94–1.11
Ataxias	1.05	0.97–1.15
Dystonias	1.14	1.05–1.24
Other genetic tests	1.19	1.09–1.28
Parkinsonian disorders	1.19	1.10–1.28
Hereditary spastic paraparesis	1.23	1.14–1.33
Whole exome sequencing	1.26	1.17–1.37

Note: Rate ratios and 95% confidence intervals (95% CI). $p < 0.0001$ by χ^2 test.

other regions, except for chorea testing (Figure 2). The lowest values for access were reported in Africa for dystonias testing (1%) and the highest for parkinsonisms testing in North America (53%). For parkinsonisms, dystonias, ataxias, HSPs and metabolic disorders, there was significantly limited access to genetic testing in Africa, Asia, Central/South America compared to Europe and North America ($p < 0.004$ for all comparisons). Genetic testing for dystonias ($p = 0.002$) and metabolic disorders ($p < 0.0001$) was more frequently available in Europe compared to North America (Figure 2). For any other genetic testing (as per question 10 of the survey), respondents from Europe

reported access more frequently compared to all regions including North America ($p < 0.004$ for all comparisons). Fewer than 5% of respondents from Oceania and the Middle East could access testing for choreas, dystonias, ataxias, HSP and metabolic disorders. However, due to the small sample size of these groups, differences with Europe and North America were not statistically significant.

Access to WES was reported by only 23% (208/885) of respondents and was significantly more accessible in Europe and North America compared to Africa, Asia, Central/South America and the Middle East ($p \leq 0.004$) (Figure 3). Fewer than 5% of respondents from Oceania had access to WES.

Only 30% of respondents had easy access to geneticist consultation to interpret ambiguous results, with significant variations across regions ($p < 0.0001$). All regions except Oceania had more challenging access to genetic consultation compared to Europe and North America (Figure 4a). Moreover, 37% of respondents reported that there was a national network for genetic testing in their country, and 44.2% of these were from Europe (Figure 4b).

Financial barriers to genetic testing

Testing was reported to be available for free, for individuals who could not afford it, only by 31% of the respondents. In most cases (58%), genetic testing was covered by either private or public funding

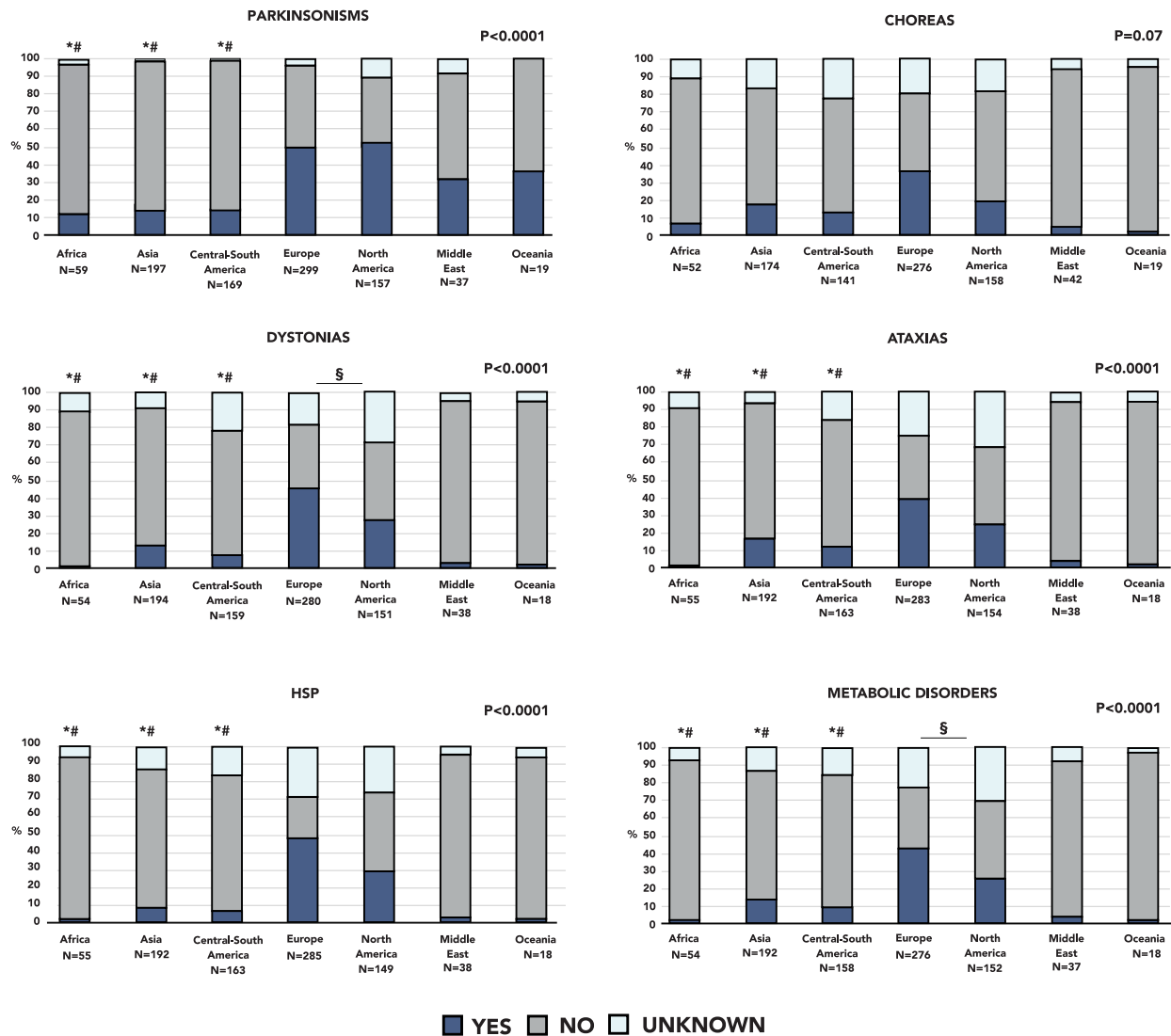


FIGURE 2 Access to genetic testing for parkinsonisms, choreas, dystonias, ataxias, hereditary spastic paraplegias $p \leq 0.004$. #Significant differences compared to North America, $p \leq 0.004$. §Significant difference between Europe and North America, $p \leq 0.004$. Numbers of respondents for each item are shown on the x-axis

(due to overlapping payment mechanisms), followed by research funding (16%), private funding (14%), public funding (9%). The source of funding was unknown for 4% of respondents.

With respect to the source of funding for genetic testing, there were no significant differences between Europe and North America and each one of the other regions (Figure 5a). Often, in each region, genetic testing was supported by a mixture of private and public funding. Yet, in Europe, genetic testing was free of charge according to 63% of respondents. In North America, Africa, Central/South America, Asia and the Middle East access to free of charge genetic testing was by far significantly lower compared to Europe (Figure 5b).

DISCUSSION

Over the last decade, major advances in gene identification have led to the delineation of hundreds of variants linked to many diseases

manifesting with movement disorders [10]. Genetic diagnosis can be relevant for symptomatic treatment [11], for prognosis and for family counselling, as in Huntington's disease (HD). Moreover, although being far from genotype-specific treatment options [12], experimental trials targeting the products of gene abnormalities are currently ongoing in HD [13] and Parkinson's disease associated with glucocerebrosidase [14] or LRRK2 variants [15]. However, despite the increasing availability of modern genetic tests which allow simultaneous testing of many gene variants at a lower cost compared to traditional individual gene tests, there is minimal access to genetic testing in clinical practice at the worldwide level for the majority of movement disorders.

This survey, designed by the RMDSG, identified major challenges in accessing genetic testing in clinical practice. Main challenges were related to the availability of testing and access to specialist health professionals with expertise in interpreting a specific test result. Yet, funding modality was also a significant limiting factor.

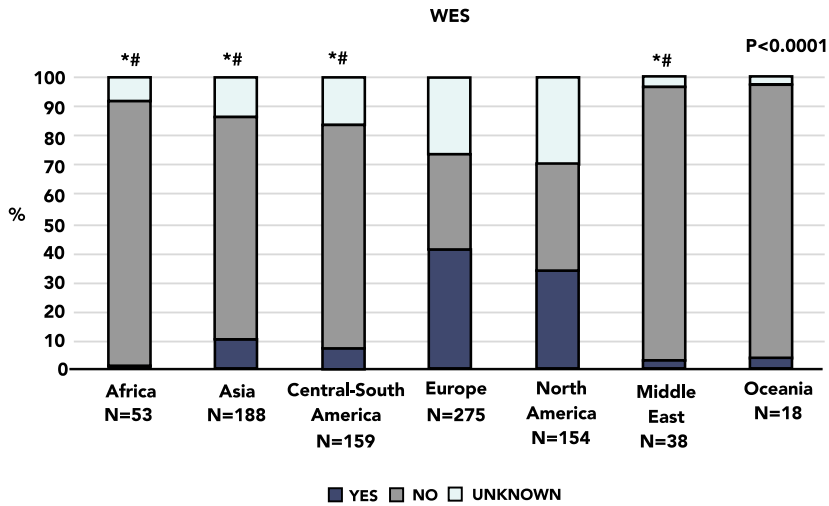


FIGURE 3 Poor access to whole exome sequencing (WES) in all world regions compared to Europe and North America ($p < 0.0001$). *Significant differences compared to Europe, $p \leq 0.004$. #Significant differences compared to North America, $p \leq 0.004$. Numbers of respondents for each item are shown on the x-axis

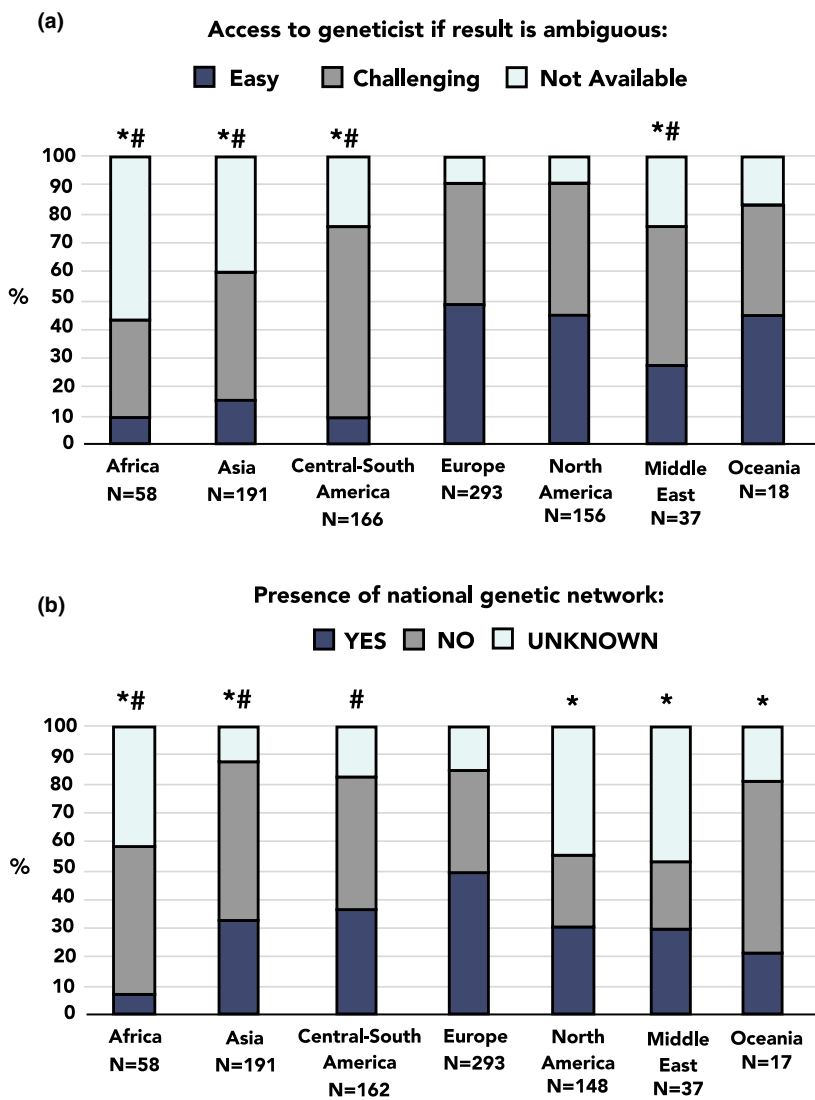
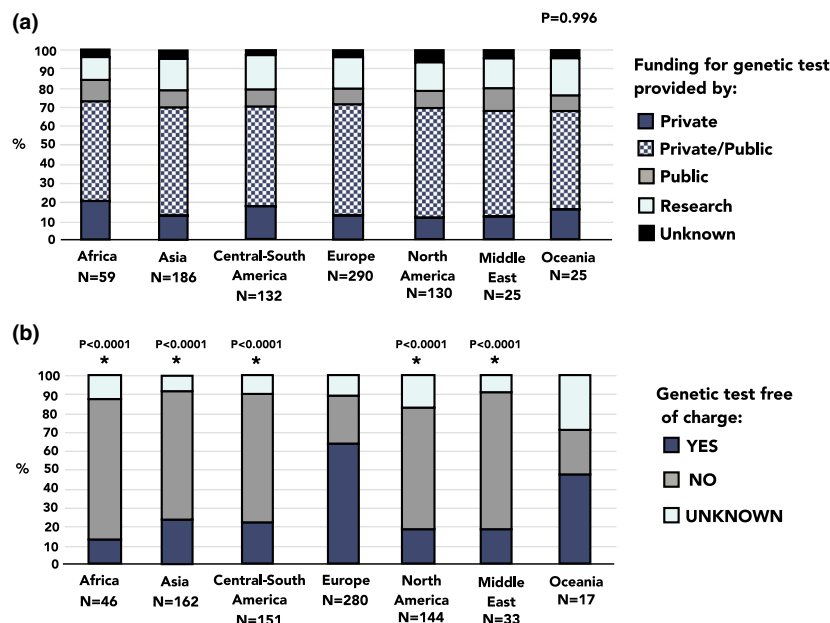


FIGURE 4 (a) Access to geneticists in the case of ambiguous genetic test results. (b) Presence of national genetic networks. *Significant differences compared to Europe, $p \leq 0.004$. #Significant differences compared to North America, $p \leq 0.004$. Numbers of respondents for each item are shown on the x-axis

Despite growing numbers of gene variants reported to be associated with childhood and adulthood onset movement disorders [16], access to geneticists and genetic counselling was limited in all regions compared to Europe and North America. However, even in these relatively resource-rich areas, more than 50% of respondents experienced

such challenges. When considering genetic testing for specific movement disorders, inequality of access was striking, except for choreas testing, for which access was more uniform across regions, albeit at low values. The broad availability of testing for HD explains this result, given the rarity of the other genetic choreas and also considering that

FIGURE 5 (a) Modality of funding for genetic testing for movement disorders across world regions. (b) Access to free-of-charge genetic testing in different world regions. *Significant differences compared to Europe, $p \leq 0.0001$. Numbers of respondents for each item are shown on the x-axis



the HD gene was the first gene discovered in people with movement disorders [17]. Specifically, responses from Africa, Asia and Central/South America reflected the lack of access to genetic testing for all other movement disorders, compared to Europe and North America. The level of access to genetic testing did not necessarily mirror the response rate in each region, as the number of respondents from Asia and Central/South America was comparable to North America. Lack of access to genetic testing for different movement disorders was also reported in Oceania and the Middle East, but comparisons did not reach statistical significance. Data from these regions should be interpreted cautiously, given the small number of respondents which did not allow meaningful comparisons.

A similar result, highlighting differences between Europe and North America and the rest of the world, was obtained when inquiring about WES. This technology involves sequencing of the protein coding regions of the whole human genome, which requires a high level of expertise and bioinformatic resources for de-identified data processing and storage. More importantly, interpretation of genetic data and correlation with the clinical phenotype demands a mutual exchange of clinical and genetic information [18]. The interaction between the neurologist and the neurogeneticist is crucial for the interpretation of WES results, specifically in the case of variants of unknown significance, secondary or unexpected findings. Also, WES might fail in detecting copy-number variants and repeat expansions [19] and negative results require careful discussion with expert professional figures. However, despite technological developments, poor access was demonstrated not only to geneticists or genetic counsellors but also to movement disorder specialists and paediatric neurologists in most world regions compared to Europe and North America. More importantly, in the case of ambiguous results from genetic testing, access to geneticists was reported as challenging or not available in Africa, Asia, Central/South America and the Middle East compared to North America and Europe.

Over the past years, scientific societies have promoted a series of initiatives to assist clinicians when dealing with genetic disorders such the Movement Disorder Society Genetic Mutation Database (MDSGene) [16,20]. This instrument includes data on more than 1651 different mutations from 6628 movement disorder patients extracted from 1250 publications [13] and is constantly being updated. Such databases provide aids to clinical diagnosis, especially when genetic consultation is not available to discuss results. There are many other resources which could be developed to improve access to genetic testing, including development of national or international genetic networks which might produce a guide on how to approach genetic diagnosis, from listing available certified laboratories to harmonizing next generation sequencing panels for specific disorders.

In addition to the lack of genetic expertise in different regions, financial/economic barriers also play a significant role in inequality of access. Whereas the majority of European respondents reported that genetic testing was performed for free, this was not the case for the other regions, including North America. Specifically, this region encompassed Canada and the United States, which have, respectively, a public- and insurance-based healthcare system. Higher per capita income and health insurance coverage might explain why US respondents reported more access to genetic testing. It is critical to improve availability and to promote lower costs for testing, in addition to improving access to expert interpretation of test results.

Our results revealed inequality of access to genetic testing at worldwide level and a challenging access in more than half of cases for all types of testing, even in Europe and North America. These results are consistent with a survey promoted by the European Reference Network for Rare Neurological Diseases [21]. This survey collected responses from 80 European experts in atypical parkinsonisms, dystonias/paroxysmal dyskinesia, HSPs and ataxias, choreas. Similar to our data, whereas access to choreas testing was available in European countries, genetic investigations for HSP/ataxias and dystonias were difficult to access.

The data presented here expand previously reported findings and provide novel data about genetic testing accessibility in different world regions obtained from a large sample of respondents (1269 from 109 countries). Online surveys are a generally accepted investigational method [22], with many advantages, including the opportunity to access a large sample of individuals, cost-efficiency, automation and real time access, and convenience for respondents. The limitations of the method include sampling methods, accuracy, ambiguity when interpreting some questions and the inability to properly validate the provided information [23]. The estimated average response rate for online surveys is highly variable, ranging from 20% to 30%, and the minimum acceptable response rate is still under discussion in the literature. Our survey had a good worldwide representation (respondents from 109 countries) with an overall response rate of 16.2%. This rate is higher compared to a recent survey paper on functional movement disorders administered to IPMDS members (864 responses out of 7689 members from 92 countries, 11% response rate) [24].

In conclusion, our survey explored availability and accessibility of genetic testing for movement disorders worldwide, highlighting frequently challenging access but also major inequalities between Europe and North America and the rest of the world. Future studies will help to identify the real and practical needs for advances in diagnosis, testing, and potential interventions in movement disorders, possibly by the creation of effective collaborative international networks.

ACKNOWLEDGEMENTS

The authors are grateful to all MDS members who participated in this survey and Rachel Bucher and Ken Buesing from the MDS secretariat for assistance in the survey distribution.

CONFLICT OF INTEREST

This study did not receive any industry funding.

AUTHOR CONTRIBUTIONS

Emilia M Gatto: Conceptualization (lead); data curation (equal); methodology (lead); supervision (lead); writing original draft (lead); writing review and editing (lead). Ruth H Walker: Conceptualization (equal); writing review and editing (equal). Claudio Gonzalez: Conceptualization (equal); formal analysis (lead); writing review and editing (equal). Martín Cesarini: Conceptualization (equal); writing review and editing (equal). Giovanni Cossu: Conceptualization (equal); writing review and editing (equal). Christopher D Stephen: Conceptualization (equal); writing review and editing (equal). Bettina Balint: Conceptualization (equal); writing review and editing (equal). Mayela Rodriguez Violante: Conceptualization (equal); writing review and editing (equal). Joseph Jankovic: Conceptualization (equal); writing review and editing (equal). Francesca Morgante: Conceptualization (equal); data curation (lead); formal analysis (lead); supervision (lead); writing original draft (lead); writing review and editing (lead). HA Jinnah: Conceptualization (lead); data curation (lead); supervision (lead); writing review and editing (lead).

ETHICAL APPROVAL

Ethics committee approval was not required for this study. The authors confirm that they have read the Journal's position on issues involved in ethical publication and affirm that this work is consistent with those guidelines.

DATA AVAILABILITY STATEMENT

The data of this study are available from the corresponding author upon reasonable request.

ORCID

Emilia M. Gatto  <https://orcid.org/0000-0002-1346-5443>

Ruth H. Walker  <https://orcid.org/0000-0002-8366-072X>

Christopher D. Stephen  <https://orcid.org/0000-0002-4727-192X>

Bettina Balint  <https://orcid.org/0000-0003-4127-8554>

Mayela Rodríguez-Violante  <https://orcid.org/0000-0002-6041-9941>

Francesca Morgante  <https://orcid.org/0000-0002-9834-3639>

REFERENCES

1. Di Fonzo A, Monfrini E, Erro R. Genetics of movement disorders and the practicing clinician; who and what to test for? *Curr Neurol Neurosci Rep.* 2018;18:37.
2. Klein CJ, Foroud TM. Neurology individualized medicine: when to use next-generation sequencing panels. *Mayo Clin Proc.* 2017;92:292-305.
3. Keogh MJ, Chinnery PF. Next generation sequencing for neurological diseases: new hope or new hype? *Clin Neurol Neurosurg.* 2013;115:948-953.
4. Lerner B, Marshall N, Oishi S, et al. The value of genetic testing: beyond clinical utility. *Genet Med.* 2017;19:763-771.
5. Owusu Obeng A, Fei K, Levy KD, et al. Physician-reported benefits and barriers to clinical implementation of genomic medicine: a multi-site IGNITE-network survey. *J Pers Med.* 2018;8:24.
6. Gorcenco S, Ilinca A, Almasoudi W, Kafantari E, Lindgren AG, Puschmann A. New generation genetic testing entering the clinic. *Parkinsonism Relat Disord.* 2020;73:72-84.
7. Rexach J, Lee H, Martinez-Agosto JA, Nemeth AH, Fogel BL. Clinical application of next-generation sequencing to the practice of neurology. *Lancet Neurol.* 2019;18:492-503.
8. Greenlaw C, Brown-Welty S. A comparison of web-based and paper-based survey methods: testing assumptions of survey mode and response cost. *Eval Rev.* 2009;33:464-480.
9. Borovecki A, Mlinaric A, Horvat M, Supak SV. Informed consent and ethics committee approval in laboratory medicine. *Biochem Med (Zagreb).* 2018;28:30201.
10. Olgiati S, Quadri M, Bonifati V. Genetics of movement disorders in the next-generation sequencing era. *Mov Disord.* 2016;31:458-470.
11. Jinnah HA, Albanese A, Bhatia KP, et al. Treatable inherited rare movement disorders. *Mov Disord.* 2018;33:21-35.
12. Bruggemann N, Klein C. Will genotype drive treatment options? *Mov Disord.* 2019;34:1294-1299.
13. Tabrizi SJ, Leavitt BR, Landwehrmeyer GB, et al. Targeting Huntingtin expression in patients with Huntington's disease. *N Engl J Med.* 2019;380:2307-2316.
14. Espay AJ, Kalia LV, Gan-Or Z, et al. Disease modification and biomarker development in Parkinson disease: revision or reconstruction? *Neurology.* 2020;94:481-494.
15. Tolosa E, Vila M, Klein C, Rascol O. LRRK2 in Parkinson disease: challenges of clinical trials. *Nat Rev Neurol.* 2020;16:97-107.

16. Lill CM, Mashychev A, Hartmann C, et al. Launching the Movement Disorders Society Genetic Mutation Database (MDSGene). *Mov Disord*. 2016;31:607-609.
17. MacDonald ME, Ambrose CM, Duyao MP, et al. A novel gene containing a trinucleotide repeat that is expanded and unstable on Huntington's disease chromosomes. The Huntington's Disease Collaborative Research Group. *Cell*. 1993;72(6):971-983. [https://doi.org/10.1016/0092-8674\(93\)90585-e](https://doi.org/10.1016/0092-8674(93)90585-e)
18. Boycott KM, Ardigo D. Addressing challenges in the diagnosis and treatment of rare genetic diseases. *Nat Rev Drug Discov*. 2018;17:151-152.
19. Posey JE, Rosenfeld JA, James RA, et al. Molecular diagnostic experience of whole-exome sequencing in adult patients. *Genet Med*. 2016;18:678-685.
20. Klein C, Hattori N, Marras C. MDSGene: closing data gaps in genotype-phenotype correlations of monogenic Parkinson's disease. *J Parkinsons Dis*. 2018;8:S25-S30.
21. Painous C, van Os NJH, Delamarre A, et al. Management of rare movement disorders in Europe: outcome of surveys of the European Reference Network for Rare Neurological Diseases. *Eur J Neurol*. 2020;27(8):1493-1500.
22. Tagliafico E, Bernardis I, Grasso M, et al. Workload measurement for molecular genetics laboratory: a survey study. *PLoS One*. 2018;13:e0206855.
23. Wright KB. Researching internet-based populations: advantages and disadvantages of online survey research, online questionnaire authoring software packages, and web survey services. *J Comput Mediat Commun*. 2006;10:3. <https://doi.org/10.1111/j.1083-6101.2005.tb00259.x>
24. LaFaver K, Lang AE, Stone J, et al. Opinions and clinical practices related to diagnosing and managing functional (psychogenic) movement disorders: changes in the last decade. *Eur J Neurol*. 2020;27(6):975-984.

SUPPORTING INFORMATION

Additional supporting information may be found online in the Supporting Information section.

How to cite this article: Gatto EM, Walker RH, Gonzalez C, et al. Worldwide barriers to genetic testing for movement disorders. *Eur J Neurol*. 2021;00:1-9. <https://doi.org/10.1111/ene.14826>

APPENDIX 1

INTERNATIONAL PARKINSON DISEASE AND MOVEMENT DISORDER SOCIETY RARE MOVEMENT DISORDERS STUDY GROUP (IN ADDITION TO THE AUTHORS):

Alberto Albanese, Ignacio Amarin, Kailash Bhatia, Melanie Brandabur, Francisca Canals, Francisco Cardoso, Adriana Cardozo, Vanessa Carvalho, Anabel Chade, Pedro Chana, Alejandra Darling, Leonor Correia Guedes, Andrés De la Cerda, Marina de Koning-Tijssen, Marcus V Della Coletta, Antoine Duquette, Alberto Espay, Jose Etcheverry, Joaquim Ferreira, Jennifer Friedman, Victor Fung, Christos Ganos, Pedro Garcia Ruiz, Oscar Gershanik, Kenneth B.V. Gross, Kim Han-Joon, Joseph Jankovic, Ruyji Kaji, Katya Kotschet, Andres Lescano Da Rosa, Irene Litvan, Naomi Lubarr, Massimo Marano, Maria Josep Martí, Daniel Martinez Ramirez, Janis Miyasaki, Alexander Münchau, Daniela Muñoz Chesta, Pramod Pal, María Cecilia Peralta, Nicolás Phielipp, Giulietta Maria Riboldi, María Cruz Rodríguez Oroz, Federico Rodriguez-Porcel, Harini Sarva, Ludger Schoels, Maria Stamelou, Claudia Uribe Roca.