

Clinical Outcomes in Asymptomatic and Symptomatic Atrial Fibrillation Presentations in GARFIELD-AF: Implications for AF Screening

Harry Gibbs, MB PhD,^a Ben Freedman, MB PhD,^b Märten Rosenqvist, PhD,^c Saverio Viridone, MSc,^d Wael Al Mahmeed, MD,^e Giuseppe Ambrosio, MD, PhD,^f A. John Camm, MD,^g Barry Jacobson, MD,^h Carlos Jerjes-Sanchez, MD,ⁱ Gloria Kayani,^d Ali Oto, MD,^j Elizaveta Panchenko, PhD,^k Hany Ragy, MD,^l Ajay K. Kakkar, PhD,^{d,m}, for the GARFIELD-AF Investigators *

^aThe Alfred Hospital, Melbourne, VIC, Australia; ^bHeart Research Institute, Charles Perkins Centre, and Sydney School of Medicine, University of Sydney, Sydney, NSW, Australia; ^cKarolinska Institutet, Danderyd University Hospital, Stockholm, Sweden; ^dThrombosis Research Institute, London, UK; ^eHeart and Vascular Institute, Cleveland Clinic Abu Dhabi, Abu Dhabi, United Arab Emirates; ^fUniversity of Perugia School of Medicine, Perugia, Italy; ^gSt George's University of London, London, UK; ^hJohannesburg Hospital, University of the Witwatersrand, Johannesburg, South Africa; ⁱEscuela de Medicina y Ciencias de la Salud, Tecnológico de Monterrey, Instituto de Cardiología y Medicina Vascular, TEC Salud, Monterrey, Mexico; ^jHacettepe University, Ankara, Turkey; ^kCardiology Research and Production Center, Moscow, Russia; ^lHayat Hospital, Cairo, Egypt; ^mUniversity College London, London, UK.

ABSTRACT

BACKGROUND: Asymptomatic atrial fibrillation is often detected incidentally. Prognosis and optimal therapy for asymptomatic compared with symptomatic atrial fibrillation is uncertain. This study compares clinical characteristics, treatment, and 2-year outcomes of asymptomatic and symptomatic atrial fibrillation presentations.

METHODS: Global Anticoagulant Registry in the Field-Atrial Fibrillation (GARFIELD-AF) is a global, prospective, observational study of newly diagnosed atrial fibrillation with ≥ 1 stroke risk factors (<http://www.clinicaltrials.gov>, unique identifier: NCT01090362). Patients were characterized by atrial fibrillation-related symptoms at presentation and the (CHA₂DS₂-VASc) score. Two-year follow-up recorded anticoagulation patterns (vitamin K antagonist, direct oral anticoagulants, parenteral therapy) and outcomes (stroke/systemic embolism, all-cause mortality, and bleeding).

RESULTS: At presentation, of 52,032 eligible patients, 25.4% were asymptomatic and 74.6% symptomatic. Asymptomatic patients were slightly older (72 vs 70 years), more often male (64.2% vs 52.9%), and more frequently initiated on anticoagulation \pm antiplatelets (69.4% vs 66.0%). No difference in events (adjusted hazard ratios, 95% confidence interval) for nonhemorrhagic stroke/systemic embolism (1.19, 0.97-1.45), all-cause mortality (1.06, 0.94-1.20), or bleeding (1.02, 0.87-1.19) was observed. Anticoagulation was associated with comparable reduction in nonhemorrhagic stroke/systemic embolism (0.59, 0.43–0.82 vs 0.78, 0.65–0.93) and all-cause mortality (0.69, 0.59-0.81 vs 0.77, 0.71-0.85) in asymptomatic versus symptomatic, respectively.

CONCLUSIONS: Major outcomes do not differ between asymptomatic and symptomatic atrial fibrillation presentations and are comparably reduced by anticoagulation. Opportunistic screening-detected asymptomatic atrial fibrillation likely has the same prognosis as asymptomatic atrial fibrillation at presentation and likely responds similarly to anticoagulation thromboprophylaxis.

© 2021 The Authors. Published by Elsevier Inc. This is an open access article under the CC BY-NC-ND license (<http://creativecommons.org/licenses/by-nc-nd/4.0/>) • The American Journal of Medicine (2021) 000:1–9

KEYWORDS: Anticoagulation; Asymptomatic; Atrial fibrillation; Symptomatic

Funding: See last page of article.

Conflicts of Interest: See last page of article.

Authorship: See last page of article.

Requests for reprints should be addressed to Ben Freedman, PhD, The Heart Research Institute, 7 Eliza St Newtown, Sydney,

NSW 2042, Australia.

E-mail address: ben.freedman@sydney.edu.au

* A full list of GARFIELD-AF investigators is provided in the supplemental material

Atrial fibrillation is the most common sustained cardiac arrhythmia in adults and is associated with an elevated risk of ischemic stroke, heart failure, cognitive impairment, hospitalizations, and death.¹⁻⁴ Many patients with atrial fibrillation present with recognizable symptoms or complications such as palpitations, stroke, or heart failure; however, approximately one-third of cases are diagnosed with no or nonspecific symptoms (ie, asymptomatic).⁵⁻¹¹ These patients are frequently detected during physical examinations for other conditions, routine preoperative assessments, health checks (including blood pressure or pulse examination), or more recently, when participating in atrial fibrillation surveillance programs.¹²⁻¹⁵

Opportunistic or systematic screening for asymptomatic atrial fibrillation could involve significant resource costs.^{16,17} This, however, could be justified if the patients identified were high-risk individuals eligible for initiation of an oral anticoagulant (OAC),¹⁸⁻²³ potentially preventing stroke or premature mortality. Cost-benefit balance is largely determined by actual risk of stroke or death in asymptomatic presentations whether detected incidentally²⁴ or via an opportunistic screening program as recommended by guidelines and consensus documents.²⁵⁻²⁷

Previous studies, which have been mostly retrospective in design, small scale, or have not been limited to asymptomatic patient presentation, have indicated that patients with 'silent atrial fibrillation' have similar prognosis to those with symptomatic atrial fibrillation, showing comparable mortality, ischemic stroke, and bleeding.^{6,28-30} Two studies have suggested that asymptomatic atrial fibrillation may be associated with an increase in all-cause mortality^{8,31} and stroke³¹ compared with atrial fibrillation with typical symptoms. Whether OAC therapy, encompassing both vitamin K antagonists (VKAs) and direct oral anticoagulants (DOACs), exerts comparable beneficial effects in patients with asymptomatic and symptomatic atrial fibrillation remains uncertain, although pivotal randomized trials of antithrombotic therapies have included a considerable, yet unknown, proportion of patients who were asymptomatic.³²

The Global Anticoagulant Registry in the Field-Atrial Fibrillation (GARFIELD-AF) study was designed prospectively to investigate outcomes in a large cohort of patients with newly diagnosed atrial fibrillation. The aim of the present analysis is to compare clinical characteristics, patterns of treatment, and 2-year outcomes in GARFIELD-AF stratified by the presence of asymptomatic or symptomatic disease at baseline.

METHODS

GARFIELD-AF Study Design

The design of GARFIELD-AF has been reported elsewhere.^{33,34} Eligible men and women (≥ 18 years) were diagnosed with nonvalvular atrial fibrillation, according to standard local procedures, within 6 weeks prior to entry to the registry. All eligible patients required at least 1 additional risk

factor for stroke, as judged by local investigators, to be considered eligible for inclusion. Between 2010 and 2016, 5 separate cohorts of patients were enrolled prospectively and consecutively in 35 countries. Study sites represent the different care settings in each participating country (office-based practice; hospital departments including neurology, cardiology, geriatrics, internal medicine, and emergency; anticoagulation clinics; and general practice). Independent ethics committee and hospital-based institutional review board approvals were obtained. A list of central ethics committees and regulatory authorities that provided approval can be found in [e-Appendix 1](#), (available online). The registry is conducted in accordance with the principles of the Declaration of Helsinki, local regulatory requirements, and International Conference

on Harmonization—Good Pharmacoepidemiological and Clinical Practice guidelines. Written informed consent was obtained from all study participants, and their confidentiality and anonymity have been maintained.

Procedures and Outcome Measures

Clinical characteristics documented at baseline included medical history, care setting, type of atrial fibrillation, date and method of diagnosis, symptoms, antithrombotic treatment, and cardiovascular drug prescriptions. In addition, data on components of the CHA₂DS₂-VASc (congestive heart failure, hypertension, age ≥ 75 years, diabetes mellitus, stroke or transient ischemic attack (TIA), vascular disease, age 65 to 74 years, sex category) and the HAS-BLED (hypertension, abnormal liver/renal function, stroke history, bleeding history or predisposition, labile international normalized ratio (INR), elderly, and drug/alcohol usage) risk stratification schemes were collected. Collection of follow-up data was performed every 4 months up to 2 years after enrollment. Data were captured by electronic case report forms (eCRFs). Submitted data were examined for completeness and accuracy by the coordinating center (Thrombosis Research Institute, London, UK); for quality control, 20% of electronic case report forms were automatically

CLINICAL SIGNIFICANCE

- Major adverse outcomes of nonhemorrhagic stroke, death, and major bleeding do not differ between asymptomatic and symptomatic presentations of atrial fibrillation.
- Adverse outcomes in asymptomatic and symptomatic atrial fibrillation presentations are comparably reduced by oral anticoagulation.
- Opportunistic screening in everyday practice to detect asymptomatic atrial fibrillation may be beneficial because it likely has the same prognosis as asymptomatic atrial fibrillation at presentation and likely responds similarly to oral anticoagulation.

monitored against source documentation. Data used for the present analysis were extracted in November 2018.

Patients were considered symptomatic if they had at least 1 of the following clinical features documented at baseline: palpitations, shortness of breath, chest pain/discomfort, dizziness, tiredness, sweating, or fainting, and those with signs such as irregular pulse or tachycardia but no symptoms were considered asymptomatic.

Statistical Analysis

Baseline characteristics are presented both for patients who were asymptomatic and symptomatic. Continuous variables are summarized as medians (first and third quartiles) and categorical variables as absolute frequencies (percentage). Event rates were estimated as the number of events per 100 person-years. Only the first occurrence of each event/patient was considered. A multivariable Cox proportional hazard model was applied to estimate hazard ratios (HRs) for association between symptoms at diagnosis and outcomes.

Propensity score methodology was adopted to allow for balanced comparison between treatment groups (ie, OAC vs no OAC). To control for balance covariate differences an overlap weighting scheme was applied, which optimizes efficiency of comparisons by defining the population with the highest overlap in covariates between treatment groups. The underlying propensity score, calculated as the probability for receiving OAC, was obtained using a logistic regression model including a large range of demographic and clinical covariates (e-Table 1, available online). Weights were subsequently applied to a Cox proportional hazards model to estimate OAC effects on selected clinical endpoints within each of the 2 groups. Treatment was defined as that initiated on enrollment, approximating “intention to treat.” Patients with missing values were not removed from the study; single imputation was applied in comparative effectiveness analysis. All statistical analyses were performed using SAS 9.4.

RESULTS

Patients

Of the 52,080 enrolled patients, 52,032 had complete follow-up information. Of these, 13,235 patients (25.4%) were asymptomatic and 38,797 patients (74.6%) presented with symptoms (Figure 1). Compared with the symptomatic group, patients who were asymptomatic were more likely male, older, and to have suffered prior stroke but had a lower prevalence of heart failure and vascular disease (Table 1). The 2 groups had similar median CHA₂DS₂-VASc and HAS-BLED scores. Asymptomatic patients were more likely than symptomatic patients to be diagnosed in the office (43% vs 25%, $P < .001$) and less likely to be diagnosed in hospital or emergency room (56% vs 74%, $P < .001$).

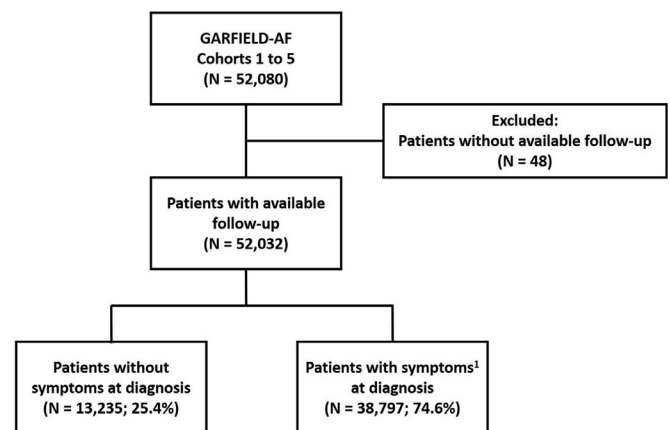


Figure 1 Flowchart for selection of study population. ¹Palpitations, shortness of breath, chest pain/discomfort, dizziness, tiredness, sweating, fainting, other.

Distribution of Symptoms by Type

Among patients with newly diagnosed atrial fibrillation presenting with symptoms, palpitation was the most common, accounting for 51.7% symptoms, followed by shortness of breath (41.6%) and chest pain/discomfort (25.9%); patients may have complained of more than 1 symptom. Other documented symptoms included tiredness (18.9%), dizziness (16.0%), sweating (5.6%), and fainting (5.3%),

Treatment Pattern

Approaches for stroke prophylaxis in patients with asymptomatic and symptomatic atrial fibrillation, stratified by baseline CHA₂DS₂-VASc score <2 and ≥ 2 , are portrayed in Figure 2A and 2B, respectively. A slightly larger proportion of asymptomatic patients received OACs \pm antiplatelets (APs) compared to symptomatic patients ($P < .001$). In the lower-risk group (CHA₂DS₂-VASc <2), 58.5% of asymptomatic and 52.2% of symptomatic patients received OAC drugs; in the higher-risk group (CHA₂DS₂-VASc ≥ 2), 71.4% of asymptomatic and 68.5% of symptomatic patients received oral anticoagulation. Patients who were asymptomatic were less likely to receive AP therapy alone in comparison to patients who were symptomatic in both the low-risk (20.6% vs 24.4%, respectively) and high-risk (17.5% vs 21.6%, respectively) categories. Patients who were not initiated on anticoagulation were comparable between the 2 groups.

Clinical Outcomes over 2 Years

Two-year incidence event rates for all-cause mortality, non-hemorrhagic stroke or systemic embolism, and major bleeding in asymptomatic and symptomatic atrial fibrillation and corresponding HRs (95% CIs) are shown in Figure 3. Unadjusted and adjusted HRs revealed no significant differences in the rates of the three outcomes in asymptomatic versus symptomatic atrial fibrillation patients.

Table 1 Baseline Characteristics in Asymptomatic and Symptomatic Patients with Atrial Fibrillation

Parameter	Asymptomatic (N = 13,235)	Symptomatic (N = 38,797)
Sex male, n (%)	8501 (64.2)	20,541 (52.9)
Age, median (IQR), years	72.0 (65.0-79.0)	70.0 (62.0-78.0)
Ethnicity, n (%)		
White	8176 (63.7)	23,829 (62.8)
Hispanic/Latino	603 (4.7)	2789 (7.4)
Asian	3866 (30.1)	10,416 (27.5)
Other	186 (1.4)	883 (2.3)
BMI, median (IQR), kg/m*	26.6 (23.8-30.1)	27.0 (24.0-30.9)
SBP, median (IQR), mm Hg	131.0 (120.0-144.0)	130.0 (120.0-145.0)
DBP, median (IQR), mm Hg	80.0 (70.0-86.0)	80.0 (70.0-90.0)
Pulse rate, median (IQR), min ⁻¹	80.0 (70.0-95.0)	86.0 (72.0-110.0)
Type of atrial fibrillation, n (%)		
Permanent	2176 (16.4)	4454 (11.5)
Persistent	2087 (15.8)	5671 (14.6)
Paroxysmal	3324 (25.1)	10,983 (28.3)
New onset (unclassified)	5643 (42.7)	17,688 (45.6)
Care setting location at diagnosis, n (%)		
Hospital	6748 (51.0)	23,593 (60.8)
Office	5740 (43.4)	9841 (25.4)
AC clinic	102 (0.8)	237 (0.6)
Emergency room	639 (4.8)	5125 (13.2)
Medical history, n (%)		
Heart failure	1786 (13.5)	9953 (25.7)
Acute coronary syndrome	1219 (9.2)	4317 (11.2)
Vascular disease [†]	2732 (20.8)	10,086 (26.2)
Prior stroke	1438 (10.9)	2440 (6.3)
Prior bleeding	372 (2.8)	944 (2.4)
Hypertension	9975 (75.6)	29,635 (76.6)
Hypercholesterolemia	5241 (40.6)	15,718 (41.9)
Diabetes	3037 (23.0)	8509 (21.9)
Moderate–severe chronic kidney disease	1411 (11.0)	3944 (10.5)
Treatment, n (%)		
NOAC ± AP	3906 (29.8)	10,217 (26.7)
VKA ± AP	5187 (39.6)	14,996 (39.3)
AP alone	2350 (17.9)	8411 (22.0)
None	1659 (12.7)	4581 (12.0)
CHA ₂ DS ₂ -VASc score, median (IQR)	3.0 (2.0-4.0)	3.0 (2.0-4.0)
HAS-BLED score, median (IQR)*	1.0 (1.0-2.0)	1.0 (1.0-2.0)

AP = antiplatelet; BMI = body mass index; DBP = diastolic blood pressure; INR = international normalized ratio; IQR = interquartile range; NOAC = nonvitamin K antagonist oral anticoagulant; SBP = systolic blood pressure; VKA = vitamin K antagonist.

*Labile INR[†] not collected at baseline; therefore, maximum score 8 (not 9).

†Peripheral artery disease and/or coronary artery disease.

Results of comparative effectiveness analyses of OAC (vitamin K antagonists or direct oral anticoagulants) compared with no OAC for all-cause mortality, nonhemorrhagic stroke/systemic embolism, and major bleeding in patients with asymptomatic and symptomatic atrial fibrillation are shown in Figure 4A-C. No difference was discernible in atrial fibrillation symptoms (present or absent) on effectiveness of these medications over time. Significant risk reductions in stroke/systemic embolism with OAC use were demonstrated in both groups (asymptomatic: HR, 0.59; 95% confidence interval [CI], 0.43-0.82; symptomatic: HR,

0.78; 95% CI, 0.65-0.93), as well as in all-cause mortality (asymptomatic: HR, 0.69; 95% CI, 0.59-0.81; symptomatic: HR, 0.77; 95% CI, 0.71-0.85). Both demonstrated an increased risk for major bleeding with OAC use (HR, 1.20; 95% CI, 0.85-1.68 and HR, 1.54; 95% CI, 1.24-1.90, respectively), although it only reached statistical significance in the symptomatic patients.

DISCUSSION

Comparing 13,235 asymptomatic and 38,797 symptomatic GARFIELD-AF-registered patients over a long-term duration of 2 years, few differences were observed among outcomes experienced or treatment received over time. There was no significant difference in stroke rates or mortality over 2 years between asymptomatic and symptomatic presentations of atrial fibrillation, nor in bleeding rates experienced. Given the likely similarity between asymptomatic patients with incidental atrial fibrillation clinical presentations and those detected by opportunistic screening, our findings suggest that opportunistic atrial fibrillation screening programs might be worthwhile. An additional reason to justify screening is that asymptomatic atrial fibrillation presentations seem to respond similarly to OAC therapy as symptomatic atrial fibrillation.

Approximately half of asymptomatic and symptomatic patients with CHA₂DS₂-VASc score <2 and two-thirds of those with CHA₂DS₂-VASc score ≥2 received OAC drugs, with a slightly higher treatment rate in asymptomatic than symptomatic patients, irrespective of stroke risk category. An important finding was that asymptomatic and symptomatic subsets of patients responded equally well to OAC drugs in respect of reduction in ischemic stroke or systemic embolism and with similar increased risk of major bleeding observed on these agents in both symptom groups. Unfortunately, large numbers of at-risk asymptomatic and symptomatic patients received no treatment or APs only, despite the relative inefficacy of APs in preventing atrial fibrillation-related stroke, as has been observed by others.^{35,36}

Among patients in GARFIELD-AF, one-quarter were asymptomatic and three-quarters had atrial fibrillation symptoms. Almost identical results were reported by the Prevention of Thromboembolic Events-European Registry (PREFER) in atrial fibrillation²¹ and Outcomes Registry for Better Informed Treatment-Atrial Fibrillation (ORBIT-AF)³⁷ registries. The European Society of Cardiology (ESC)'s Euro Heart Survey on Atrial Fibrillation³⁸ also showed that approximately one-third of patients with atrial fibrillation were asymptomatic and two-thirds were symptomatic on survey entry.

There were few clinical differences between asymptomatic and symptomatic patients, apart from the former being more likely to be male and to have had prior stroke and the latter to have a greater burden of heart failure. Similar observations on the predominance of male sex have been consistently reported in other series.^{6,21,38-40} One possible but unquantifiable difference between the groups is the

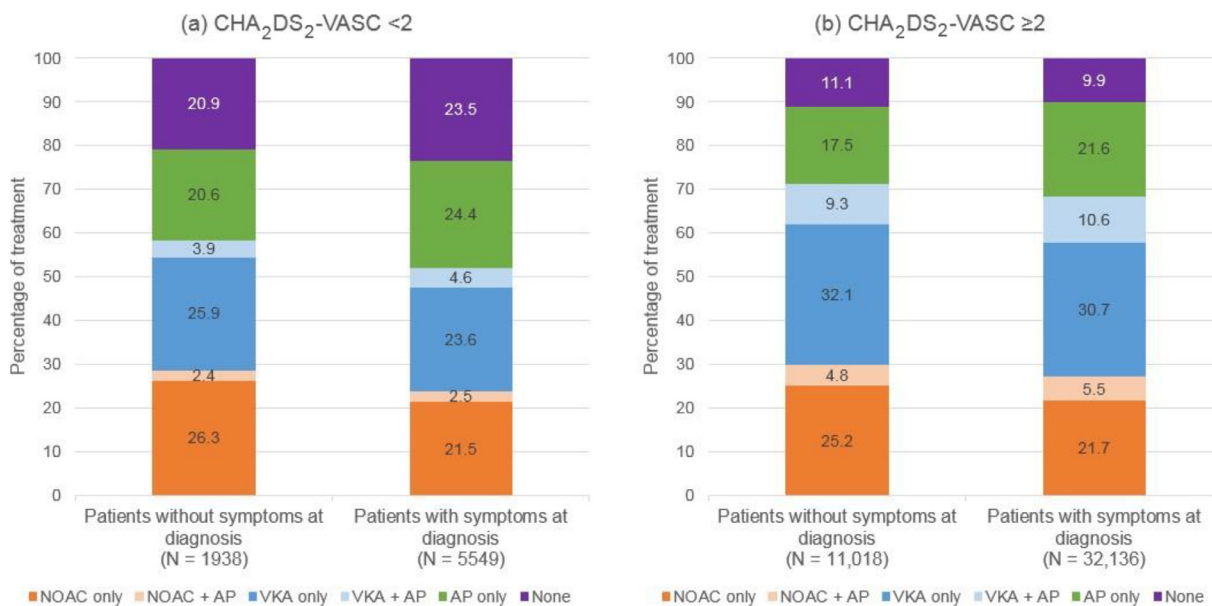


Figure 2 Antithrombotic therapy at inclusion following diagnosis in asymptomatic and symptomatic atrial fibrillation patients stratified by CHA₂DS₂-VASc score (A) <2 or (B) ≥2. AP = antiplatelet; NOAC = nonvitamin K antagonist oral anticoagulant; VKA = vitamin K antagonist. CHA₂DS₂-VASc = congestive heart failure, hypertension, age ≥75 years, diabetes mellitus, stroke/transient ischemic attack, vascular disease, age 65-74 years, sex.

duration of atrial fibrillation prior to enrollment. Patients with symptomatic atrial fibrillation may have presented with atrial fibrillation of shorter duration compared to those with asymptomatic atrial fibrillation; however, both groups had atrial fibrillation first diagnosed within 6 weeks of enrollment. In a recent patient-level meta-analysis of single time point screening for unknown atrial fibrillation in more

than 140,000 individuals, males predominated over females in all age strata,¹⁹ and in the Atrial Fibrillation Follow-Up Investigation of Rhythm Management (AFFIRM) study, male sex accounted for 77% of asymptomatic patients.⁶ AFFIRM also found that asymptomatic patients were more likely to have had prior stroke and were less likely to have coronary artery disease and heart failure. The finding of

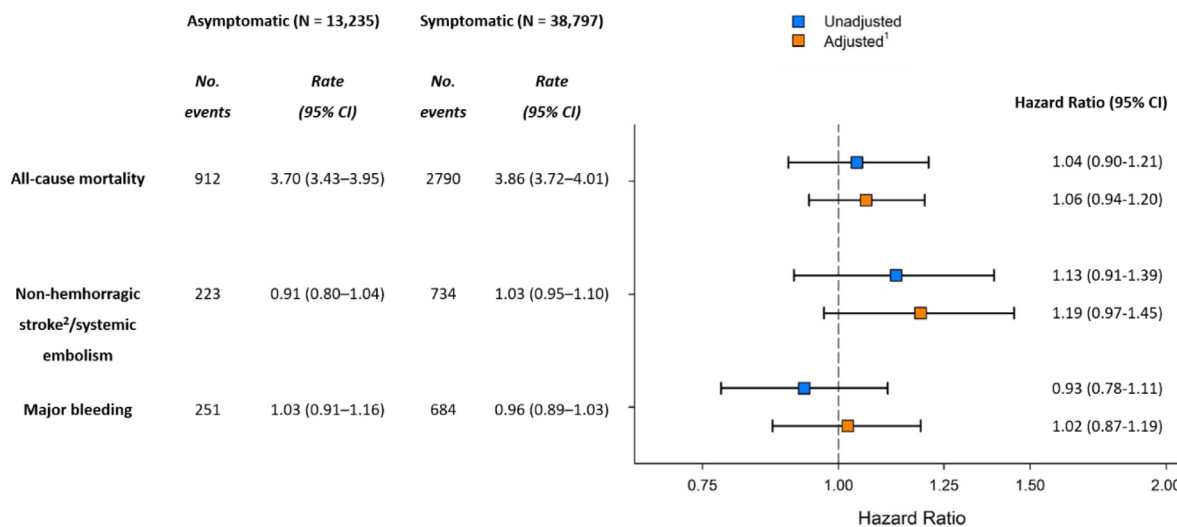
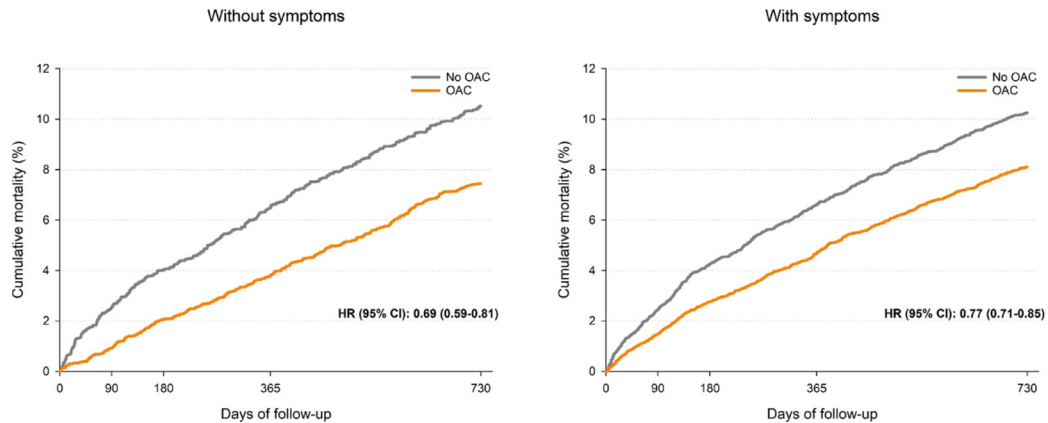
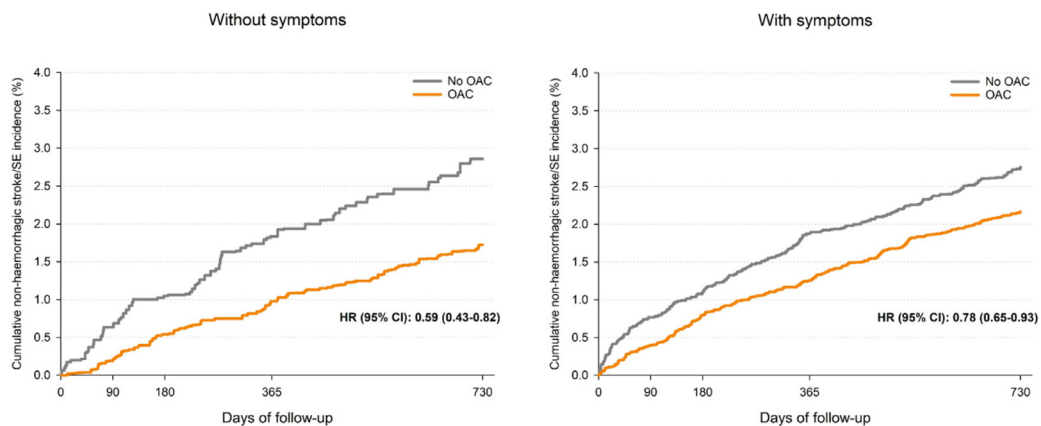


Figure 3 HRs (unadjusted and adjusted¹) and corresponding 95% CIs for 2-year outcomes in patients with versus without (reference) symptoms at diagnosis. HR >1 indicated increased risk for symptomatic patients. ¹Adjusted for sex, age, diabetes, hypertension, congestive heart failure, vascular disease, prior stroke/transient ischemic attack/systemic embolism, ethnicity, history of bleeding, moderate to severe chronic kidney disease, OAC treatment, smoking status, and alcohol consumption. ²Combining ischemic and unknown stroke. CIs= confidence intervals; HRs = hazard ratio; OAC = oral anticoagulant.

A. All-cause mortality



B. Non-haemorrhagic stroke/systemic embolism



C. Major Bleeding

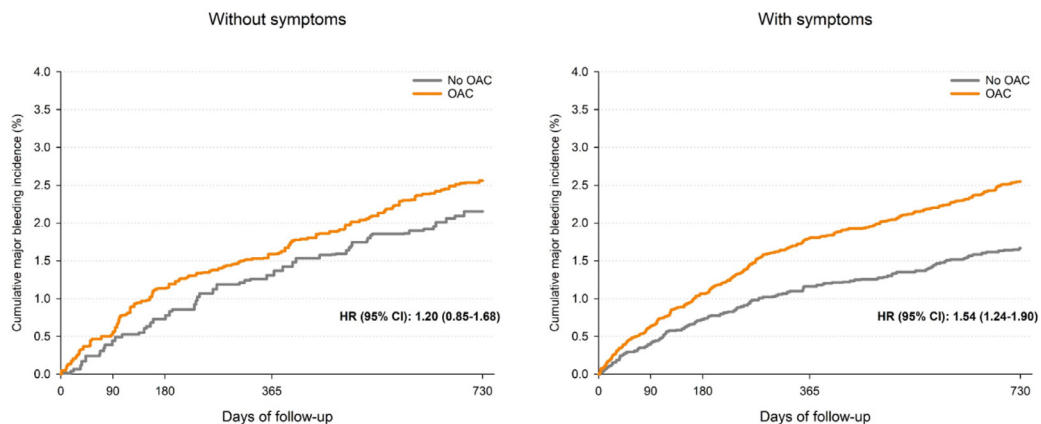


Figure 4 Adjusted¹ cumulative incidence rates for (A) all-cause mortality, (B) nonhemorrhagic stroke/systemic embolism, and (C) major bleeding in patients with asymptomatic (left curves) and symptomatic (right curves) atrial fibrillation treated with OAC or no OAC over 2 years. ¹Adjusted for sex, age, diabetes, hypertension, congestive heart failure, vascular disease, prior stroke/transient ischemic attack/systemic embolism, ethnicity, history of bleeding, moderate to severe chronic kidney disease, type of atrial fibrillation, OAC treatment, smoking status, and alcohol consumption. OAC = oral anticoagulant.

higher rates of prior stroke in asymptomatic patients is possibly explained by a greater burden of untreated atrial fibrillation because those with symptoms may be more likely to present and receive OAC earlier. Symptomatic patients in our study were also significantly more likely to report smoking habits and pulmonary disease than asymptomatic counterparts.

Implementing screening programs in primary care has been suggested.⁴¹ Numerous attempts have been made to discover optimal methods for detecting silent atrial fibrillation in the community;⁴² these screening techniques may be described as systematic (mass invitation sent to target population, eg, elderly individuals with risk factors)^{23,43-45} or opportunistic (testing in patients attending a physician visit for any reason).^{13,46-48} Additionally, in patients with symptoms consistent with paroxysmal atrial fibrillation, a clinically indicated search for atrial fibrillation may be advised using similar techniques and technologies. Nearly all screening efforts to date have aimed to bypass time-consuming conventional 12-lead electrocardiogram (ECG) recordings with easier diagnostic methods using ECG handheld devices, from wearable recorders to invasively implanted loop recorders.⁴⁹ The advisability of ECG screening for atrial fibrillation was recently considered in a systematic literature review conducted by the US Preventive Services Task Force.^{50,51} This study concluded that screening using either ECG or pulse palpation identified higher numbers of asymptomatic adults with newly discovered atrial fibrillation than did no screening; however, there was insufficient information to recommend for or against ECG screening.

In the present study, patients were not identified by mass screening. Therefore, asymptomatic cases were likely captured incidentally, whereas symptomatic individuals were likely diagnosed when seeking treatment for symptoms consistent with atrial fibrillation. This would explain why many more asymptomatic cases than symptomatic cases presented in the office, rather than in hospital or emergency department. Our main findings that asymptomatic and symptomatic patients fared equivalently in terms of major adverse outcomes and response to OAC therapy supports guideline and consensus recommendation for conducting opportunistic screening in everyday clinical practice.^{26,27,52}

Limitations

This prospective registry study has limitations. Patients were dichotomized into asymptomatic and symptomatic groups on the basis of complaints typical of atrial fibrillation at baseline. Symptom resolution or subsequent development of new or intermittent symptoms may have occurred but was not recorded over time; however, we were primarily interested in the prognosis according to symptomatic status at diagnosis. Patients recorded as asymptomatic within GARFIELD-AF presented within 6 weeks of entry into the registry, and thus, symptomatic status is recorded somewhat later than patients who are detected by an

opportunistic screening program. Whereas follow-up was conducted over 2 years, a relatively short time frame for patients with a lifelong cardiac condition like atrial fibrillation, this is mitigated by the first year after diagnosis having the highest risk in patients with atrial fibrillation.⁵³⁻⁵⁵ We also have complete and verifiable data collected in a large group of patients, which increases the robustness of the findings. Although we adjusted for all covariates available when comparing outcomes between those with and without symptoms and responses to OAC compared with no OAC prescription, it is possible that residual confounding factors may be present.

CONCLUSION

In this analysis of the large, global GARFIELD-AF registry 2-year clinical outcomes did not differ, and prescription of antithrombotic therapies was similar among patients with asymptomatic and symptomatic atrial fibrillation at presentation. Our study also showed that asymptomatic patients had a similar response to OAC therapy as symptomatic individuals. As patients who are asymptomatic at clinical presentation likely have incidentally detected atrial fibrillation, their prognosis and response to OAC therapy could be expected to mirror that of asymptomatic atrial fibrillation detected by opportunistic screening. These findings therefore support a likely benefit of screening across populations at risk for “silent atrial fibrillation.”

ACKNOWLEDGMENTS

We thank the physicians, nurses, and patients involved in the GARFIELD-AF registry. Medical writing support was provided by Alex Kahney and Rebecca Watkin, Thrombosis Research Institute (TRI, London, UK). SAS programming support was provided by Madhusudana Rao (TRI, London, UK). HG is the guarantor of the content of this manuscript including both data and analysis. HG, BF, MR, WAM, GA, AJC, SJC, CJ-S, GK, AO, EP, HR, AKK all contributed to the concept, design, and conduct of the study. SV contributed to statistical analysis. All authors contributed to data interpretation and critically reviewed the manuscript. A. Kakkar and G. Kayani handled funding and supervised the registry.

References

1. Stewart S, Hart CL, Hole DJ, McMurray JJ. A population-based study of the long-term risks associated with atrial fibrillation: 20-year follow-up of the Renfrew/Paisley study. *Am J Med* 2002;113(5):359–64.
2. McClennen S, Zimetbaum PJ. Pharmacologic management of atrial fibrillation in the elderly: rate control, rhythm control, and anticoagulation. *Curr Cardiol Rep* 2003;5(5):380–6.
3. Bajpai A, Savelieva I, Camm AJ. Treatment of atrial fibrillation. *Br Med Bull* 2008;88(1):75–94.
4. Andersson T, Magnuson A, Bryngelsson IL, et al. All-cause mortality in 272,186 patients hospitalized with incident atrial fibrillation 1995–2008: a Swedish nationwide long-term case-control study. *Eur Heart J* 2013;34(14):1061–7.
5. Israel CW, Gronefeld G, Ehrlich JR, Li YG, Hohnloser SH. Long-term risk of recurrent atrial fibrillation as documented by an implantable

- monitoring device: implications for optimal patient care. *J Am Coll Cardiol* 2004;43(1):47–52.
6. Flaker GC, Belew K, Beckman K, et al. Asymptomatic atrial fibrillation: demographic features and prognostic information from the Atrial Fibrillation Follow-up Investigation of Rhythm Management (AFFIRM) study. *Am Heart J* 2005;149(4):657–63.
 7. Lip GY, Laroche C, Ioachim PM, et al. Prognosis and treatment of atrial fibrillation patients by European cardiologists: one year follow-up of the EURObservational Research Programme-Atrial Fibrillation General Registry Pilot Phase (EORP-AF Pilot registry). *Eur Heart J* 2014;35(47):3365–76.
 8. Boriani G, Laroche C, Diemberger I, et al. Asymptomatic atrial fibrillation: clinical correlates, management, and outcomes in the EORP-AF Pilot General Registry. *Am J Med* 2015;128(5):509–518.e502.
 9. Karamichalakis N, Letsas KP, Vlachos K, et al. Managing atrial fibrillation in the very elderly patient: challenges and solutions. *Vasc Health Risk Manag* 2015;11:555–62.
 10. Jorfida M, Antolini M, Cerrato E, et al. Cryptogenic ischemic stroke and prevalence of asymptomatic atrial fibrillation: a prospective study. *J Cardiovasc Med (Hagerstown)* 2016;17(12):863–9.
 11. Guerra F, Brambatti M, Nieuwlaat R, et al. Symptomatic atrial fibrillation and risk of cardiovascular events: data from the Euro Heart Survey. *Europace* 2017;19(12):1922–9.
 12. Savellieva I, Camm AJ. Clinical relevance of silent atrial fibrillation: prevalence, prognosis, quality of life, and management. *J Interv Card Electrophysiol* 2000;4(2):369–82.
 13. Lowres N, Freedman SB, Redfern J, et al. Screening Education And Recognition in Community pHarmacies of Atrial Fibrillation to prevent stroke in an ambulant population aged ≥ 65 years (SEARCH-AF stroke prevention study): a cross-sectional study protocol. *BMJ Open* 2012;2(3):e001355.
 14. Friberg L, Engdahl J, Frykman V, Svennberg E, Levin LA, Rosenqvist M. Population screening of 75- and 76-year-old men and women for silent atrial fibrillation (STROKESTOP). *Europace* 2013;15(1):135–40.
 15. Gladstone DJ, Spring M, Dorian P, et al. Atrial fibrillation in patients with cryptogenic stroke. *N Engl J Med* 2014;370(26):2467–77.
 16. Boodhoo LE, Mitchell AR, Sulke N. The clinical and electrophysiological implications of asymptomatic atrial fibrillation. *Minerva Cardioangiol* 2004;52(6):547–52.
 17. Moran PS, Flattery MJ, Teljeur C, Ryan M, Smith SM. Effectiveness of systematic screening for the detection of atrial fibrillation. *Cochrane Database Syst Rev* 2013(4):CD009586.
 18. Lowres N, Neubeck L, Redfern J, Freedman SB. Screening to identify unknown atrial fibrillation. A systematic review. *Thromb Haemost* 2013;110(2):213–22.
 19. Lowres N, Olivier J, Chao TF, et al. Estimated stroke risk, yield, and number needed to screen for atrial fibrillation detected through single time screening: a multicountry patient-level meta-analysis of 141,220 screened individuals. *PLoS Med* 2019;16(9):e1002903.
 20. Steinhubl SR, Mehta RR, Ebner GS, et al. Rationale and design of a home-based trial using wearable sensors to detect asymptomatic atrial fibrillation in a targeted population: The mHealth Screening To Prevent Strokes (mSToPS) trial. *Am Heart J* 2016;175:77–85.
 21. Bakhai A, Darius H, De Caterina R, et al. Characteristics and outcomes of atrial fibrillation patients with or without specific symptoms: results from the PREFER in AF registry. *Eur Heart J Qual Care Clin Outcomes* 2016;2(4):299–305.
 22. Fay MR, Fitzmaurice DA, Freedman B. Screening of older patients for atrial fibrillation in general practice: Current evidence and its implications for future practice. *Eur J Gen Pract* 2017;23(1):246–53.
 23. Ghazal F, Theobald H, Rosenqvist M, Al-Khalili F. Feasibility and outcomes of atrial fibrillation screening using intermittent electrocardiography in a primary healthcare setting: A cross-sectional study. *PLoS One* 2018;13(5):e0198069.
 24. Martinez C, Katholing A, Freedman SB. Adverse prognosis of incidentally detected ambulatory atrial fibrillation. A cohort study. *Thromb Haemost* 2014;112(2):276–86.
 25. Kirchhof P, Benussi S, Kotecha D, et al. 2016 ESC Guidelines for the management of atrial fibrillation developed in collaboration with EACTS. *Eur Heart J* 2016;37(38):2893–962.
 26. Mairesse GH, Moran P, Van Gelder IC, et al. Screening for atrial fibrillation: a European Heart Rhythm Association (EHRA) consensus document endorsed by the Heart Rhythm Society (HRS), Asia Pacific Heart Rhythm Society (APHRS), and Sociedad Latinoamericana de Estimulacion Cardiaca y Electrofisiologia (SOLAECE). *Europace* 2017;19(10):1589–623.
 27. Freedman B, Camm J, Calkins H, et al. Screening for atrial fibrillation: a report of the AF-SCREEN international collaboration. *Circulation* 2017;135(19):1851–67.
 28. Nieuwlaat R, Dinh T, Olsson SB, et al. Should we abandon the common practice of withholding oral anticoagulation in paroxysmal atrial fibrillation? *Eur Heart J* 2008;29(7):915–22.
 29. Friberg L, Hammar N, Rosenqvist M. Stroke in paroxysmal atrial fibrillation: report from the Stockholm cohort of atrial fibrillation. *Eur Heart J* 2010;31(8):967–75.
 30. Healey JS, Connolly SJ, Gold MR, et al. Subclinical atrial fibrillation and the risk of stroke. *N Engl J Med* 2012;366(2):120–9.
 31. Siontis KC, Gersh BJ, Killian JM, et al. Typical, atypical, and asymptomatic presentations of new-onset atrial fibrillation in the community: Characteristics and prognostic implications. *Heart Rhythm* 2016;13(7):1418–24.
 32. Hart RG, Pearce LA, Aguilar MI. Meta-analysis: antithrombotic therapy to prevent stroke in patients who have nonvalvular atrial fibrillation. *Ann Intern Med* 2007;146(12):857–67.
 33. Kakkar AK, Mueller I, Bassand JP, et al. Risk profiles and antithrombotic treatment of patients newly diagnosed with atrial fibrillation at risk of stroke: perspectives from the international, observational, prospective GARFIELD registry. *PLoS One* 2013;8(5):e63479.
 34. Kakkar AK, Mueller I, Bassand JP, et al. International longitudinal registry of patients with atrial fibrillation at risk of stroke: Global Anticoagulant Registry in the FIELD (GARFIELD). *Am Heart J* 2012;163(1):13–19.e11.
 35. Fox KAA, Valentgas P, Camm AJ, et al. Outcomes associated with oral anticoagulants plus antiplatelets in patients with newly diagnosed atrial fibrillation. *JAMA Netw Open* 2020;3(2):e200107.
 36. Ben Freedman S, Gersh BJ, Lip GY. Misperceptions of aspirin efficacy and safety may perpetuate anticoagulant underutilization in atrial fibrillation. *Eur Heart J* 2015;36(11):653–6.
 37. Thind M, Holmes DN, Badri M, et al. Embolic and other adverse outcomes in symptomatic versus asymptomatic patients with atrial fibrillation (from the ORBIT-AF registry). *Am J Cardiol* 2018;122(10):1677–83.
 38. Nieuwlaat R, Capucci A, Camm AJ, et al. Atrial fibrillation management: a prospective survey in ESC member countries: the Euro heart survey on atrial fibrillation. *Eur Heart J* 2005;26(22):2422–34.
 39. Rienstra M, Vermond RA, Crijns HJ, Tijssen JG, Van Gelder IC, Investigators R. Asymptomatic persistent atrial fibrillation and outcome: results of the RACE study. *Heart Rhythm* 2014;11(6):939–45.
 40. Xiong Q, Proietti M, Senoo K, Lip GY. Asymptomatic versus symptomatic atrial fibrillation: A systematic review of age/gender differences and cardiovascular outcomes. *Int J Cardiol* 2015;191:172–7.
 41. Caldwell JC, Borbas Z, Donald A, et al. Simplified electrocardiogram sampling maintains high diagnostic capability for atrial fibrillation: implications for opportunistic atrial fibrillation screening in primary care. *Europace* 2012;14(2):191–6.
 42. Moran PS, Teljeur C, Ryan M, Smith SM. Systematic screening for the detection of atrial fibrillation. *Cochrane Database Syst Rev* 2016(6):CD009586.
 43. Engdahl J, Andersson L, Mirskaya M, Rosenqvist M. Stepwise screening of atrial fibrillation in a 75-year-old population: implications for stroke prevention. *Circulation* 2013;127(8):930–7.

44. Bury G, Swan D, Cullen W, et al. Screening for atrial fibrillation in general practice: a national, cross-sectional study of an innovative technology. *Int J Cardiol* 2015;178:247–52.
45. Svennberg E, Engdahl J, Al-Khalili F, Friberg L, Frykman V, Rosenqvist M. Mass screening for untreated atrial fibrillation: The STROKESTOP Study. *Circulation* 2015;131(25):2176–84.
46. Wiesel J, Abraham S, Messineo FC. Screening for asymptomatic atrial fibrillation while monitoring the blood pressure at home: trial of regular versus irregular pulse for prevention of stroke (TRIPPS 2.0). *Am J Cardiol* 2013;111(11):1598–601.
47. Turakhia MP, Ullal AJ, Hoang DD, et al. Feasibility of extended ambulatory electrocardiogram monitoring to identify silent atrial fibrillation in high-risk patients: the Screening Study for Undiagnosed Atrial Fibrillation (STUDY-AF). *Clin Cardiol* 2015;38(5):285–92.
48. Freedman B, Schnabel R, Calkins H. Opportunistic electrocardiogram screening for atrial fibrillation to prevent stroke. *JAMA Cardiol* 2019;4(2):91–2.
49. Diederichsen SZ, Haugan KJ, Kober L, et al. Atrial fibrillation detected by continuous electrocardiographic monitoring using implantable loop recorder to prevent stroke in individuals at risk (the LOOP study): Rationale and design of a large randomized controlled trial. *Am Heart J* 2017;187:122–32.
50. Jonas DE, Kahwati LC, Yun JDY, Middleton JC, Coker-Schwimmer M, Asher GN. Screening for atrial fibrillation with electrocardiography: evidence report and systematic review for the US Preventive Services Task Force. *JAMA* 2018;320(5):485–98.
51. Force USPST, Curry SJ, Krist AH, et al. Screening for atrial fibrillation with electrocardiography: US Preventive Services Task Force recommendation statement. *JAMA* 2018;320(5):478–84.
52. Kirchhof P, Benussi S, Kotecha D, et al. 2016 ESC guidelines for the management of atrial fibrillation developed in collaboration with EACTS. *Rev Esp Cardiol (Engl Ed)* 2017;70(1):50.
53. Procter NE, Stewart S, Horowitz JD. New-onset atrial fibrillation and thromboembolic risk: cardiovascular syzygy? *Heart Rhythm* 2016;13(6):1355–61.
54. Martinez C, Wallenhorst C, Rietbrock S, Freedman B. Ischemic stroke and transient ischemic attack risk following vitamin k antagonist cessation in newly diagnosed atrial fibrillation: a cohort study. *J Am Heart Assoc* 2020;9(2):e014376.
55. Bassand JP, Virdone S, Goldhaber SZ, et al. Early risks of death, stroke/systemic embolism, and major bleeding in patients with newly diagnosed atrial fibrillation. *Circulation* 2019;139(6):787–98.

Funding: The GARFIELD-AF registry is funded by an unrestricted research grant from Bayer AG (Berlin, Germany) awarded to the study sponsor the Thrombosis Research Institute (London, UK). The manuscript/work is supported by KANTOR CHARITABLE FOUNDATION for the Kantor-Kakkar Global Centre for Thrombosis Science.

Conflicts of Interest: HG reports personal fees from Pfizer, Bayer, and Boehringer Ingelheim. BF reports speaker fees and advisory board honoraria from Bayer Pharma AG, Boehringer Ingelheim, and BMS/Pfizer; speaker fees from Daiichi-Sankyo and Omron; grants to the institution from BMS and Pfizer; and nonfinancial support from Alivacor. MR reports consulting fees/research grants/lecture fees from Abbott, Bristol-Myers Squibb, Janssen, Medtronic, Zenicor, and Jan. SV reports none. WAM reports none. GA reports personal fees from Merck, Menarini, Angelini, and Behring. AJC reports personal fees from Bayer, Boehringer Ingelheim, Pfizer/BMS, and Daiichi Sankyo. BJ reports personal fees from Bayer HealthCare and Sanofi-Aventis. CJ-S reports personal fees from Bayer and Boehringer Ingelheim. GK reports none. AO reports none. EP reports personal fees from Sanofi, Takeda, Boehringer Ingelheim, Pfizer, Bristol-Myers Squibb, Bayer, and AstraZeneca. HR reports none. AKK reports research support from Bayer AG and Sanofi and personal fees from Bayer AG, Sanofi SA, Janssen Pharma, Pfizer, Verseen, and Anthos Therapeutics

Authorship: All authors had access to the data and a role in writing this manuscript.

SUPPLEMENTARY DATA

Supplementary data to this article can be found online at <https://doi.org/10.1016/j.amjmed.2021.01.017>.

SUPPLEMENTAL MATERIAL

e-Appendix 1 Central Ethics Committees and Regulatory Authorities

Sponsor	Protocol #	Project Code	Region	Subregion	Country	Submission Requirement Type	Authority/ Committee Name
Thrombosis Research Institute	TRIO8888	IPAA4663	Latin America	South America	Argentina	CEC	Comite Independiente de Etica
Thrombosis Research Institute	TRIO8888	IPAA4663	Latin America	South America	Argentina	CEC	Comite Independiente de Etica
Thrombosis Research Institute	TRIO8888	IPAA4663	Latin America	South America	Argentina	CEC	Comite Independiente de Etica
Thrombosis Research Institute	TRIO8888	IPAA4663	Latin America	South America	Argentina	CEC	Comite Independiente de Etica
Thrombosis Research Institute	TRIO8888	IPAA4663	Latin America	South America	Argentina	RA	CCIS Comision Conjunta de Investigacion en Salud
Thrombosis Research Institute	TRIO8888	IPAA4663	Latin America	South America	Argentina	CEC	Comite Independiente de Etica
Thrombosis Research Institute	TRIO8888	IPAA4663	Latin America	South America	Argentina	RA	CCIS Comision Conjunta de Investigacion en Salud
Thrombosis Research Institute	TRIO8888	IPAA4663	Latin America	South America	Argentina	RA	CCIS Comision Conjunta de Investigacion en Salud
Thrombosis Research Institute	TRIO8888	IPAA4663	Latin America	South America	Argentina	RA	CCIS Comision Conjunta de Investigacion en Salud
Thrombosis Research Institute	TRIO8888	IPAA4663	Latin America	South America	Argentina	CEC	Comite Independiente de Etica
Thrombosis Research Institute	TRIO8888	IPAA4663	Latin America	South America	Argentina	Others	
Thrombosis Research Institute	TRIO8888	IPAA4663	Asia Pacific	Australia & New Zealand	Australia	Central IRB	Metro South Health Service District Human Research Ethics Committee
Thrombosis Research Institute	TRIO8888	IPAA4663	Asia Pacific	Australia & New Zealand	Australia	Central IRB	University of Wollongong & Illawarra HREC
Thrombosis Research Institute	TRIO8888	IPAA4663	Asia Pacific	Australia & New Zealand	Australia	Central IRB	Metro South Health Service District Human Research Ethics Committee
Thrombosis Research Institute	TRIO8888	IPAA4663	Europe/Middle East/Africa-EMEA	Eastern Europe/Middle East	Austria	CEC	Ethikkommission der Medizinischen Universität Graz
Thrombosis Research Institute	TRIO8888	IPAA4663	Europe/Middle East/Africa-EMEA	Western Europe	Belgium	CEC	Ethisch Comité UZA
Thrombosis Research Institute	TRIO8888	IPAA4663	Europe/Middle East/Africa-EMEA	Western Europe	Belgium	CEC	Ethisch Comité UZA
Thrombosis Research Institute	TRIO8888	IPAA4663	Europe/Middle East/Africa-EMEA	Western Europe	Belgium	CEC	Ethisch Comité UZA
Thrombosis Research Institute	TRIO8888	IPAA4663	Europe/Middle East/Africa-EMEA	Western Europe	Belgium	CEC	Ethisch Comité UZA
Thrombosis Research Institute	TRIO8888	IPAA4663	Europe/Middle East/Africa-EMEA	Western Europe	Belgium	CEC	Ethisch Comité UZA
Thrombosis Research Institute	TRIO8888	IPAA4663	Europe/Middle East/Africa-EMEA	Western Europe	Belgium	CEC	Ethisch Comité UZA
Thrombosis Research Institute	TRIO8888	IPAA4663	Europe/Middle East/Africa-EMEA	Western Europe	Belgium	CEC	Ethisch Comité UZA
Thrombosis Research Institute	TRIO8888	IPAA4663	Europe/Middle East/Africa-EMEA	Western Europe	Belgium	CEC	Ethisch Comité UZA
Thrombosis Research Institute	TRIO8888	IPAA4663	Europe/Middle East/Africa-EMEA	Western Europe	Belgium	CEC	Ethisch Comité UZA
Thrombosis Research Institute	TRIO8888	IPAA4663	Europe/Middle East/Africa-EMEA	Western Europe	Belgium	CEC	Ethisch Comité UZA
Thrombosis Research Institute	TRIO8888	IPAA4663	Latin America	South America	Brazil	CEC	
Thrombosis Research Institute	TRIO8888	IPAA4663	Latin America	South America	Brazil	CEC	
Thrombosis Research Institute	TRIO8888	IPAA4663	Latin America	South America	Brazil	CEC	
Thrombosis Research Institute	TRIO8888	IPAA4663	USA/Canada	Canada	Canada	Central IRB	WIRB
Thrombosis Research Institute	TRIO8888	IPAA4663	USA/Canada	Canada	Canada	Central IRB	WIRB
Thrombosis Research Institute	TRIO8888	IPAA4663	USA/Canada	Canada	Canada	Central IRB	WIRB
Thrombosis Research Institute	TRIO8888	IPAA4663	USA/Canada	Canada	Canada	Central IRB	WIRB
Thrombosis Research Institute	TRIO8888	IPAA4663	Latin America	South America	Chile	RA	Instituto de Salud Pública de Chile
Thrombosis Research Institute	TRIO8888	IPAA4663	Europe/Middle East/Africa-EMEA	Eastern Europe/Middle East	Czech Republic	RA	Statni ustav pro kontrolu lecv

e-Appendix 1 (Continued)

Sponsor	Protocol #	Project Code	Region	Subregion	Country	Submission Requirement Type	Authority/ Committee Name
Thrombosis Research Institute	TRIO8888	IPAA4663	Latin America	Central America	Mexico	RA	COFEPRIS - Comision de Autorizacion Sanitaria (Mexico)
Thrombosis Research Institute	TRIO8888	IPAA4663	Latin America	Central America	Mexico	RA	COFEPRIS - Comision de Autorizacion Sanitaria (Mexico)
Thrombosis Research Institute	TRIO8888	IPAA4663	Latin America	Central America	Mexico	RA	COFEPRIS - Comision de Autorizacion Sanitaria (Mexico)
Thrombosis Research Institute	TRIO8888	IPAA4663	Latin America	Central America	Mexico	RA	COFEPRIS - Comision de Autorizacion Sanitaria (Mexico)
Thrombosis Research Institute	TRIO8888	IPAA4663	Latin America	Central America	Mexico	RA	COFEPRIS - Comision de Autorizacion Sanitaria (Mexico)
Thrombosis Research Institute	TRIO8888	IPAA4663	Latin America	Central America	Mexico	RA	COFEPRIS - Comision de Autorizacion Sanitaria (Mexico)
Thrombosis Research Institute	TRIO8888	IPAA4663	Latin America	Central America	Mexico	RA	COFEPRIS - Comision de Autorizacion Sanitaria (Mexico)
Thrombosis Research Institute	TRIO8888	IPAA4663	Latin America	Central America	Mexico	RA	COFEPRIS - Comision de Autorizacion Sanitaria (Mexico)
Thrombosis Research Institute	TRIO8888	IPAA4663	Latin America	Central America	Mexico	RA	COFEPRIS - Comision de Autorizacion Sanitaria (Mexico)
Thrombosis Research Institute	TRIO8888	IPAA4663	Latin America	Central America	Mexico	RA	COFEPRIS - Comision de Autorizacion Sanitaria (Mexico)
Thrombosis Research Institute	TRIO8888	IPAA4663	Latin America	Central America	Mexico	RA	COFEPRIS - Comision de Autorizacion Sanitaria (Mexico)
Thrombosis Research Institute	TRIO8888	IPAA4663	Latin America	Central America	Mexico	RA	COFEPRIS - Comision de Autorizacion Sanitaria (Mexico)
Thrombosis Research Institute	TRIO8888	IPAA4663	Latin America	Central America	Mexico	RA	COFEPRIS - Comision de Autorizacion Sanitaria (Mexico)
Thrombosis Research Institute	TRIO8888	IPAA4663	Latin America	Central America	Mexico	RA	COFEPRIS - Comision de Autorizacion Sanitaria (Mexico)
Thrombosis Research Institute	TRIO8888	IPAA4663	Latin America	Central America	Mexico	RA	COFEPRIS - Comision de Autorizacion Sanitaria (Mexico)
Thrombosis Research Institute	TRIO8888	IPAA4663	Latin America	Central America	Mexico	RA	COFEPRIS - Comision de Autorizacion Sanitaria (Mexico)
Thrombosis Research Institute	TRIO8888	IPAA4663	Latin America	Central America	Mexico	RA	COFEPRIS - Comision de Autorizacion Sanitaria (Mexico)
Thrombosis Research Institute	TRIO8888	IPAA4663	Latin America	Central America	Mexico	RA	COFEPRIS - Comision de Autorizacion Sanitaria (Mexico)
Thrombosis Research Institute	TRIO8888	IPAA4663	Latin America	Central America	Mexico	RA	COFEPRIS - Comision de Autorizacion Sanitaria (Mexico)
Thrombosis Research Institute	TRIO8888	IPAA4663	Latin America	Central America	Mexico	RA	COFEPRIS - Comision de Autorizacion Sanitaria (Mexico)
Thrombosis Research Institute	TRIO8888	IPAA4663	Europe/Middle East/ Africa-EMEA	Western Europe	Netherlands	CEC	
Thrombosis Research Institute	TRIO8888	IPAA4663	Europe/Middle East/ Africa-EMEA	Western Europe	Norway	CEC	REK Sør-øst
Thrombosis Research Institute	TRIO8888	IPAA4663	Europe/Middle East/ Africa-EMEA	Western Europe	Norway	CEC	REK Sør-øst
Thrombosis Research Institute	TRIO8888	IPAA4663	Europe/Middle East/ Africa-EMEA	Eastern Europe/Middle East	Poland	CEC	Terenowa Komisja Bioetyczna przy Instytucie Kardiologii
Thrombosis Research Institute	TRIO8888	IPAA4663	Europe/Middle East/ Africa-EMEA	Eastern Europe/Middle East	Poland	CEC	Terenowa Komisja Bioetyczna przy Instytucie Kardiologii
Thrombosis Research Institute	TRIO8888	IPAA4663	Europe/Middle East/ Africa-EMEA	Eastern Europe/Middle East	Poland	CEC	Terenowa Komisja Bioetyczna przy Instytucie Kardiologii
Thrombosis Research Institute	TRIO8888	IPAA4663	Europe/Middle East/ Africa-EMEA	Eastern Europe/Middle East	Poland	CEC	Terenowa Komisja Bioetyczna przy Instytucie Kardiologii
Thrombosis Research Institute	TRIO8888	IPAA4663	Europe/Middle East/ Africa-EMEA	Eastern Europe/Middle East	Poland	CEC	Terenowa Komisja Bioetyczna przy Instytucie Kardiologii
Thrombosis Research Institute	TRIO8888	IPAA4663	Europe/Middle East/ Africa-EMEA	Eastern Europe/Middle East	Poland	CEC	Terenowa Komisja Bioetyczna przy Instytucie Kardiologii
Thrombosis Research Institute	TRIO8888	IPAA4663	Europe/Middle East/ Africa-EMEA	Eastern Europe/Middle East	Poland	CEC	Terenowa Komisja Bioetyczna przy Instytucie Kardiologii
Thrombosis Research Institute	TRIO8888	IPAA4663	Europe/Middle East/ Africa-EMEA	Eastern Europe/Middle East	Poland	CEC	Terenowa Komisja Bioetyczna przy Instytucie Kardiologii
Thrombosis Research Institute	TRIO8888	IPAA4663	Europe/Middle East/ Africa-EMEA	Eastern Europe/Middle East	Poland	CEC	Terenowa Komisja Bioetyczna przy Instytucie Kardiologii
Thrombosis Research Institute	TRIO8888	IPAA4663	Europe/Middle East/ Africa-EMEA	Eastern Europe/Middle East	Russian Federation	CEC	IIC of Ethic Assessment of Clinical Researches
Thrombosis Research Institute	TRIO8888	IPAA4663	Europe/Middle East/ Africa-EMEA	Eastern Europe/Middle East	Russian Federation	CEC	IIC of Ethic Assessment of Clinical Researches

e-Table 1 List of Model Covariates Used in Logistic Regression Analysis

Cohort of enrollment, care setting location, and specialty at diagnosis, sex, age, ethnicity, country, type of atrial fibrillation, heart failure, acute coronary syndromes, vascular disease, carotid occlusive disease, pulmonary embolism/deep vein thrombosis, prior stroke, prior transient ischemic attack, prior systemic embolism, prior bleeding, hypertension, hypercholesterolemia, diabetes, cirrhosis, moderate to severe chronic kidney disease, dementia, hyperthyroidism, hypothyroidism, smoking status, alcohol consumption, body mass index, heart rate, systolic/diastolic blood pressure at diagnosis, antiplatelet use

GARFIELD-AF Registry Investigators

Global Steering Committee. Ajay K. Kakkar (UK) (Chair), Jean-Pierre Bassand (France), A. John Camm (UK), David A. Fitzmaurice (UK), Keith A. A. Fox (UK), Bernard J. Gersh (USA), Samuel Z. Goldhaber (USA), Shinya Goto (Japan), Sylvia Haas (Germany), Werner Hacke (Germany), Lorenzo G. Mantovani (Italy), Frank Misselwitz (Germany), Karen S. Pieper (USA), Alexander G. G. Turpie (Canada), Martin van Eickels (Germany), Freek W. A. Verheugt (the Netherlands)

Audit Committee. Keith A. A. Fox (UK), Bernard J. Gersh (USA)

GARFIELD-AF National Coordinators. Hector Lucas Luciarci (Argentina), Harry Gibbs (Australia), Marianne Brodmann (Austria), Frank Cools (Belgium), Antonio Carlos Pereira Barretto (Brazil), Stuart J. Connolly, John Eikelboom (Canada), Ramon Corbalan (Chile), Zhi-Cheng Jing (China), Petr Jansky (Czech Republic), Jørn Dalsgaard Nielsen (Denmark), Hany Ragy (Egypt), Pekka Raatikainen (Finland), Jean-Yves Le Heuzey (France), Harald Darius (Germany), Matyas Keltai (Hungary), Jitendra Pal Singh Sawhney (India), Giancarlo Agnelli and Giuseppe Ambrosio (Italy), Yukihiko Koretsune (Japan), Carlos Jerjes Sánchez Díaz (Mexico), Hugo Ten Cate (the Netherlands), Dan Atar (Norway), Janina Stepinska (Poland), Elizaveta Panchenko (Russia), Toon Wei Lim (Singapore), Barry Jacobson (South Africa), Seil Oh (South Korea), Xavier Viñolas (Spain), Marten Rosenqvist (Sweden), Jan Steffel (Switzerland), Pantep Angchaisuksiri (Thailand), Ali Oto (Turkey), Alex Parkhomenko (Ukraine), Wael Al Mahmeed (United Arab Emirates), David Fitzmaurice (UK), Samuel Z. Goldhaber (USA)

GARFIELD-AF National Investigators. *China.* Dayi Hu, Kangning Chen, Yusheng Zhao, Huaiqin Zhang, Jiyan Chen, Shiping Cao, Daowen Wang, Yuejin Yang, Weihua Li, Hui Li, Yuehui Yin, Guizhou Tao, Ping Yang, Yingmin Chen, Shenghu He, Yong Wang, Guosheng Fu, Xin Li, Tongguo Wu, Xiaoshu Cheng, Xiaowei Yan, Ruiping Zhao, Moshui Chen, Longgen Xiong, Ping Chen, Yang Jiao, Ying Guo, Li Xue, Zhiming Yang

India. Praveen Jadhavm, Raghava Sarma, Govind Kulkarni, Prakash Chandwani, Rasesh Atulbhai Pothiwala, Mohanan Padinhare Purayil, Kamaldeep Chawla, Veerappa Annasaheb Kothiwale, Bagirath Raghuraman, Vinod Madan Vijan, Jitendra Sawhney, Ganapathi Bantwal, Aziz Khan, Ramdhan Meena, Manojkumar Chopada, Sunitha Abraham, Vikas Bisne, Govindan Vijayaraghavan, Debraj Roy, Rajashekhar Durgaprasad, A. G. Ravi Shankar, Sunil Kumar, Dinesh Jain, Kartikeya Bhargava, Vinay Kumar, Udigala Madappa Nagamalesh, Rajeev Kumar Rajput

Japan. Yukihiko Koretsune, Seishu Kanamori, Kenichi Yamamoto, Koichiro Kumagai, Yosuke Katsuda, Keiki Yoshida, Fumitoshi Toyota, Yuji Mizuno, Ikuo Misumi, Hiroo Noguchi, Shinichi Ando, Tetsuro Suetsugu, Masahiro Minamoto, Hiroyuki Oda, Susumu Adachi, Kei Chiba, Hiroaki Norita, Makoto Tsuruta, Takeshi Koyanagi, Kunihiko Yamamoto, Hiroshi Ando, Takayuki Higashi, Megumi Okada, Shiro Azakami, Shinichiro Komaki, Kenshi Kumeda, Takashi Murayama, Jun Matsumura, Yurika Oba, Ryuji Sonoda, Kazuo Goto, Kotaro Minoda, Yoshikuni Haraguchi, Hisakazu Suefuji, Hiroo Miyagi, Hitoshi Kato, Tsugihiko Nakamura, Tadashi Nakamura, Hidekazu Nandate, Ryuji Zaito, Yoshihisa Fujiura, Akira Yoshimura, Hiroyuki Numata, Jun Ogawa, Yasuyuki Kamogawa, Kinshiro Murakami, Yutaka Wakasa, Masanori Yamasawa, Hiromitsu Maekawa, Sumihisa Abe, Hajime Kihara, Satoru Tsunoda, Katsumi Saito, Hiroki Tachibana, Ichiro Oba, Takashi Kuwahata, Satoshi Higa, Masamichi Gushiken, Takuma Eto, Hidetoshi Chibana, Kazuaki Fujisawa, Yuhei Shiga, Hirokuni Sumi, Toshihisa Nagatomo, Yoshihiko Atsuchi, Toshiro Nagoshi, Kazuhisa Sanno, Fumihiko Hoshino, Naoto Yokota, Masahiro Kameko, Toshifumi Tabuchi, Munesumi Ishizawa, Yoshitake Fujiura, Daisuke Ikeda, Taku Seto, Tetsu Iwao, Norio Ishioka, Koichi Oshiro, Keizo Tsuchida, Yutaka Hatori, Motoshi Takeuchi, Hiroto Takezawa, Shinjiro Nagano, Masaaki Iwaki, Yuichiro Nakamura, Naomasa Miyamoto, Toshifumi Taguchi, Ko Ashida, Naoto Yoshizawa, Jun Agata, Seishiro Matsukawa, Osamu Arasaki, Shuji Fukuoka, Hirofumi Murakami, Kazuya Mishima, Yoshiki Hata, Ichiro Sakuma, Kotaro Obunai, Ichiro Takamura, Mitsuyuki Akutsu, Toshihide Unoki, Yoshinori Go, Makoto Ikemura, Shoji Morii, Shigeru Marusaki, Hideo Doi, Mitsuru Tanaka, Takaaki Kusumoto, Shigeo Kakinoki, Chiga Ogurusu, Kazuya Murata, Masaki Shimoyama, Masami Nakatsuka, Yutaka Kitami, Yoichi Nakamura, Hiroshi Oda, Rikimaru Oyama, Masato Ageta, Teruaki Mita, Kazuhiko Nagao, Takafumi Mito, Junichi Minami, Mitsunori Abe, Masako Fujii, Makoto Okawa, Tsuneo Fujito, Toshiya Taniguchi, Tenei Ko, Hiroshi Kubo, Mizuho Imamaki, Masahiro Akiyama, Takashi Ueda, Hironori Odakura, Masahiko Inagaki, Yoshiki Katsube, Atsuyuki Nakata, Shinobu Tomimoto, Mitsuhiro Shibuya, Masayuki Nakano, Kenichiro Ito, Masahiro Matsuta, Motoyuki Ishiguro, Taro Minagawa, Masamichi Wada, Hiroaki Mukawa, Masato Mizuguchi, Fumio Okuda, Teruaki

Kimura, Kuniaki Taga, Masaaki Techigawara, Morio Igarashi, Hiroshi Watanabe, Toshihiko Seo, Shinya Hiramitsu, Hiroaki Hosokawa, Mitsumoto Hoshiai, Michitaka Hibino, Koichi Miyagawa, Hideki Horie, Nobuyoshi Sugishita, Yukio Shiga, Akira Soma, Kazuo Neya, Tetsuro Yoshida, Kunio Akahane, Sen Adachi, Chiei Takanaka, Takashi Ueda, Saori Matsui, Hirofumi Kanda, Masanori Kaneko, Shiro Nagasaka, Atsushi Taguchi, Shuta Toru, Kazuyuki Saito, Akiko Miyashita, Hiroki Sasaguri, Jin Nariyama, Taketo Hatsuno, Takash Iwase, Kazuki Sato, Kazuya Kawai, Tomobumi Kotani, Tsuyoshi Tsuji, Hirosumi Sakai, Kiyoshi Nishino, Kenichi Ikeda, Kazuo Maeda, Tomohiro Shinozuka, Takeshi Inoue, Koichi Kawakami, Hiromichi Kitazumi, Tsutomu Takagi, Mamoru Hamaoka, Jisho Kojima, Akitoshi Sasaki, Yoshihiro Tsuchiya, Tetsuo Bet-suyaku, Koji Higuchi, Masaaki Honda, Koichi Hasegawa, Takao Baba, Kazuaki Mineoi, Toshihiko Koeda, Kunihiro Hirasawa, Toshihide Kumazaki, Akira Nakagomi, Eiji Otaki, Takashi Shindo, Hiroyoshi Hirayama, Chikako Sugimoto, Takashi Yamagishi, Ichiro Mizuguchi, Kazunori Sezaki, Isamu Niwa, Ken Takenaka, Osamu Iiji, Koichi Taya, Hitoshi Kitazawa, samu Ueda, Hirokazu Kakuda, Takuya Ono, Seizo Oriso, Junya Kamata, Toshihiko Nanke, Itaru Maeda, Yoshifusa Matsuura, Hiroki Teragawa, Yasuyuki Maruyama, Kazuo Takei, Hajime Horie, Tetsutaro Kito, Hiroshi Asano, Koji Matsushita, Masaichi Nakamura, Takashi Washizuka, Tomoki Yoshida, Masato Sawano, Shinichi Arima, Hidekazu Arai, Hisanori Shinohara, Hiroyuki Takai, Nobufusa Furukawa, Akira Ota, Kentaro Yamamoto, Kenji Aoki, Taku Yamamoto, Takeaki Kasai, Shunji Suzuki, Shu Suzuki, Nitaro Shibata, Masayuki Watanabe, Yosuke Nishihata, Toru Arino, Masaki Okuyama, Tetsushi Wakiyama, Tomoko Kato, Yasuo Sasagawa, Takeshi Tana, Yoshihito Hayashi, Shinichi Hirota, Yukihiko Abe, Yoshihiro Saito, Hirohide Uchiyama, Hiroshi Takeda, Hiroshi Ono, Shuichi Tohyo, Naoto Hanazono, Seiichi Miyajima, Hisashi Shimono, Takuma Aoyama, Yasunobu Shozawa, Yawara Nijima, Osamu Murai, Osamu Murai, Hideko Inaba, Katsumasa Nomura, Masatsugu Nozoe, Kazuo Suzuki, Toshiyuki Furukawa, Toshihiko Shiraiwa, Nobuhisa Ito, Shunichi Nagai, Kiyoharu Sato, Shiro Nakahara, Yujin Shimoyama, Naoko Ohara, Teruhiko Kozuka, Hideaki Okita, Masato Endo, Tsutomu Goto, Makoto Hirose, Emiko Nagata, Noriyuki Nakanishi, Toshizumi Mori, Shuichi Seki, Katsuhiko Okamoto, Osamu Moriai, Yoko Emura, Tsuyoshi Fukuda, Haruhiko Date, Shuichi Kawakami, Sho Nagai, Yuya Ueyama, Tetsuro Fudo, Mitsuru Imaizumi, Takuo Ogawa, Shunsuke Take, Hideo Ikeda, Hiroaki Nishioka, Norihiko Sakamoto, Kiyomitsu Ikeoka, Nobuo Wakaki, Masatake Abe, Junji Doiuchi, Tetsuya Kira, Masato Tada, Ken Tsuzaki, Naoya Miura, Yasuaki Fujisawa, Wataru Furumoto, Susumu Suzuki, Akinori Fujisawa, Ryosai Nakamura, Hiroyasu Komatsu, Rei Fujiki, Shuichi Kawano, Keijiro Nishizawa, Yoji Kato, Junya Azuma, Kiyoshi Yasui, Toshio Amano, Yasuhiro Sekine, Tatsuo Honzawa, Yuichiro Koshibu, Yasuhide Sakamoto, Yukihiko Seta, Shingo Miyaguchi,

Kojuro Morishita, Yasuko Samejima, Toyoshi Sasaki, Fumiko Iseki, Toshiyuki Kobayashi, Hiroshi Kano, Jaeyoung Kim, Hiroshi Yamaguchi, Yoichi Takagi, Yoko Onuki Pearce, Yasuyuki Suzuki, Takayuki Fukui, Toru Nakayama, Hideaki Kanai, Yoshiyuki Kawano, Tetsuji Ino, Hironori Miyoshi, Yasufumi Miyamoto, Masahito Shige-kiyo, Shimato Ono, Yoshiyuki Kawano, Yutaka Okamoto, Satoshi Ubukata, Kojiro Kodera, Tatsuo Oriuchi, Naoki Matsumoto, Koichi Inagaki, Atsushi Iseki, Tomohiro Yoshida, Toshihiro Goda, Tsukasa Katsuki, Atsushi Sato, Etsuo Mori, Toshio Tsubokura, Hiroshi Shudo, Shunichi Fujimoto, Tomohiro Katsuya, Yoshiyuki Furukawa, Hiroshi Hosokawa, Jun Narumi, Kiichiro Yamamoto, Masaki Owari, Takuya Inakura, Takafumi Anno, Kazuyuki Shirakawa

Singapore. Chi Keong Ching, Toon Wei Lim, David Foo, Kelvin Wong, Tan Yuyang

South Korea. Seil Oh, Hui Nam Park, Woo-Shik Kim, HyeYoung Lee, Sung-Won Jang, Dae Hyeok Kim, Jun Kim, DongRyeol Ryu, Jaemin Shim, Dae-Kyeong Kim, Dong Ju Choi, Yong Seog Oh, Myeong-Chan Cho, Hack-Lyoung Kim, Hui-Kyung Jeon, Dong-Gu Shin, Sang Weon Park, Hoon Ki Park, Sang-Jin Han, Jung Hoon Sung, Hyung-Wook Park, Gi-Byoung Nam, Young Keun On, Hong Euy Lim, JaeJin Kwak, Tae-Joon Cha, Taek Jong Hong, Seong Hoon Park, Jung Han Yoon, Nam-Ho Kim, Kee-Sik Kim, Byung Chun Jung, Gyo-Seung Hwang, Chong-Jin Kim

Thailand. Sakda Rungaramsin, Peerapat Katekangplu, Porames Khunrong, Thanita Bunyapipat, Wanwarang Wongcharoen, Pinij Kaewsuwanna, Khanchai Sriwattana, Waraporn Tiyanon, Supalerk Pattanaprichakul, Khanchit Likittanasombat, Doungrat Cholsaringkarl, Warangkana Boonyapisit, Sirichai Cheewatanakornkul, Songkwan Silaruks, Pisit Hutayanon, Seksan Chawanadelert, Pairoj Chattranukulchai, Boonsert Chatlaong, Yingsak Santanakorn, Khompiya Kanokphatcharakun, Piya Mongkolwongroj, Sasivimon Jai-Aue, Ongkarn Komson

Turkey. Armagan Altun, Ali Aydinlar, Ramazan Topsakal, Zeki Ongen, Sadik Acikel, Durmus Yildiray Sahin, Ozcan Yilmaz, Mehmet Birhan Yilmaz, Hasan Pekdemir, Mesut Demir, Murat Sucu, Levent Sahiner, Ali Oto, Murat Ersanli, Ertugrul Okuyan, Dursun Aras

Argentina. Florencia Rolandi, Adrian Cesar Ingaramo, Gustavo Alberto Sambadaro, Vanina Fernandez Caputi, Hector Luciardi, Sofia Graciela Berman, Pablo Dragotto, Andres Javier Kleiban, Nestor Centurion, Rodolfo Andres Ahuad Guerrero, Leonel Adalberto Di Paola, Ricardo Dario Dran, Javier Egido, Matias Jose Fosco, Victor Alfredo Sinsisi, Luis Rodolfo Cartasegna, Oscar Gomez Vilamajo, Jose Luis Ramos, Sonia Sassone, Gerardo Zapata, Diego Conde,

Guillermo Giacomi, Alberto Alfredo Fernandez, Mario Alberto Berli, Fabian Ferroni

Brazil. Dário Celestino Sobral Filho, Jefferson Jaber, Luciana Vidal Armaganijan, Costantino Roberto Frack Costantini, André Steffens, Weimar Kunz Sebba Barroso de Souzaem, João David de Souza Neto, José Márcio Ribeiro, Marcelo Silveira Teixeira, Paulo Rossi, Leonardo Pires, Daniel Moreira, José Carlos Moura Jorge, Adalberto Menezes Lorga Filho, Luiz Bodanese, Marcelo Westerlund Montera, Carlos Henrique Del Carlo, Jamil Abdalla Saad, Fernando Augusto Alves da Costa, Renato Lopes, Gilson Roberto de Araújo, Euler Roberto Manenti, Jose Francisco Kerr Saraiva, João Carlos Ferreira Braga, Alexandre Negri, Carlos Moncada, Dalton Precoma, Fernando Roquette, Gilmar Reis, Roberto Álvaro Ramos Filho, Estêvão Lanna Figueiredo, Roberto Vieira Botelho, Cláudio Munhoz da Fontoura Tavares, Helius Carlos Finimundi, Adriano Kochi, César Cássio Broilo França, Fábio Alban, Guido Bernardo Aranha Rosito, João Batista de Moura Xavier Moraes Junior, Rogério Tadeu Tumelero, Lilia Maia, Roberto Simões de Almeida, Ney Carter do Carmo Borges, Luís Gustavo Gomes Ferreira

Chile. Ramón Corbalán, Benjamin Aleck Joseh Stockins Fernandez, Humberto Montecinos, Fernando Lanas, Martín Larico Gómez, Carlos Astudillo, Carlos Conejeros, Patricio Marin Cuevas, Alejandro Forero, Claudio Bugeño Gutiérrez, Juan Aguilar, Sergio Potthoff Cardenas, German Eggers, Cesar Houzvic, Carlos Rey, Germán Arriagada, Gustavo Charme Vilches

Mexico. Carlos Jerjes Sanchez Diaz, Jesus Jaime Illescas Diaz, Raul Leal Cantu, Maria Guadalupe Ramos Zavala, Ricardo Cabrera Jardines, Nilda Espinola Zavaleta, Enrique Lopez Rosas, Guillermo Antonio Llamas Esperón, Gerardo Pozas, Ernesto Cardona Muñoz, Norberto Matadamas Hernandez, Adolfo Leyva Rendon, Norberto Garcia Hernandez, Manuel de los Rios Ibarra, Luis Ramon Virgen Carrillo, David Lopez Villezca, Carlos Hernandez Herrera, Juan Jose Lopez Prieto, Rodolfo Gaona Rodriguez, Efrain Villeda Espinosa, David Flores Martinez, Jose Velasco Barcena, Omar Fierro, Ignacio Rodriguez Briones, Jose Luis Leiva Pons, Humberto Alvarez Lopez, Rafael Olvera Ruiz, Carlos Gerardo Cantu Brito, Eduardo Julian Jose Roberto Chuquiure Valenzuela, Roxana Reyes Sanchez, Alberto Esteban Bazzoni Ruiz, Oscar Martin Lopez Ruiz, Roberto Arriaga Nava, Jesus David Morales Cerda, Pedro Fajardo Campos, Mario Benavides Gonzalez

Austria. Marianne Brodmann, Kurt Lenz, Claus Hagn, Johannes Foechterle, Heinz Drexel, Kurt Huber, Andrea Podczeczek-Schweighofer, Michael Winkler, Bruno Schneeweiss, Alfons Gegenhuber, Wilfried Lang, Sabine Eichinger-Hasenauer, Peter Kaserer, Josef Sykora, Heribert Rasch, Bernhard Strohmayer

Belgium. Luc Capiiau, Geert Vervoort, Bart Wollaert, Frank Cools, Geert Hollanders, Jan Vercammen, Dirk Faes, Yohan Balthazar, Marc Delforge, Olivier Xhaet, Harry Striekwold, John Thoeng, Kurt Hermans, Georges Mairresse, Wim Anné, Ivan Blankoff, Michel Beutels, Stefan Verstraete, Peter Vandergoten, Philippe Purnode, Pascal Godart, Tim Boussy, Philippe Desfontaines, Alex Heyse, Joeri Voet, Axel De Wolf

Czech Republic. Eva Zidkova, Petr Jansky, Rudolf Spacek, Vilma Machova, Ondrej Ludka, Josef Olsr, Lubos Kotik, Blazej Racz, Richard Ferkl, Jan Hubac, Iija Kotik, Zdenek Monhart, Hana Burianova, Ondrej Jerabek, Jana Pisova, Iveta Petrova, Vratislav Dedek, Michaela Honkova, Petr Podrazil, Petr Reichert, Jindrich Spinar, Miroslav Novak, Vaclav Durdil, Katarina Plocova, Jiri Lastuvka

Denmark. Jørn Nielsen, Steen Husted, Helena Dominguez, Ulrik Hintze, Søren Rasmussen, Næstved Sygehus, Arne Bremmelgaard, John Markenvard, Jan Børger, Jorgen Solgaard, Ebbe Eriksen, Thomas Løkkegaard, Michael Bruun, Jacob Mertz, Morten Schou, Helena Dominguez, Michael Olsen

Finland. Pekka Raatikainen, Carmela Viitanen

France. Franck Paganelli, Joël Ohayon, Frédéric Casassus, Jean-Yves Le Heuzey, Michel Galinier, Yannick Gottwalles, Philippe Loiselet, Jean-Joseph Muller, Mohamed Bassel Koujan, André Marquand, Sylvain Destrac, Olivier Piot, Nicolas Delarche, Jean-Pierre Cebron, Maxime Gueunoun, Dominique Guedj-Meynier, Lokesh Alain Guinamant, Mathieu Zuber, Pierre Amarenco, Emmanuel Ellie, James Kadouch, Pierre-Yves Fournier, Jean-Pierre Huberman, Nestor Lemaire, Gilles Rodier, Xavier Vandamme, Igor Sibon, Jean-Philippe Neau, Marie Hélène Mahagne, Antoine Mielot, Marc Bonnefoy, Jean-Baptiste Churet, Vincent Navarre, Frederic Sellem, Gilles Monniot, Jean-Paul Boyes, Bernard Doucet, Michel Martelet, Désiré Obadia, Bernard Crousillat, Joseph Mouallem, Etienne Bearez, Jean Philippe Brugnaux, Alain Fedorowsky, Pierre Nazeyrollas, Jean-Baptiste Berneau, Frédéric Chemin

Germany. Sebastien Schellong, Harald Darius, Georg Koeniger, Andreas Kopf, Uwe Gerbaulet, Bernd-Thomas Kellner, Thomas Schaefer, Jan Purr, Enno Eiffeller, Heinz-Dieter Zauzig, Peter Riegel, Christoph Axthelm, Gerd-Ulrich Heinz, Holger Menke, Andreas Pustelnik, Stefan Zutz, Wolfgang Eder, Guenter Rehling, Dirk Glatzel, Norbert Ludwig, Petra Sandow, Henning Wiswedel, Cosmas Wildenauer, Steffen Schoen, Toralf Schwarz, Adyeri Babyesiza, Maximilian Kropp, Hans-Hermann Zimny, Friedhelm Kahl, Andreas Caspar, Sabine Omankowsky, Torsten Laessig, Hermann-Josef Hartmann, Gunter Lehmann, Hans-Walter Bindig, Gunter Hergdt, Dietrich Reimer, Joachim Hauk, Holger Michel, Praxis Dres. Werner Erdle, Wilfried Dorsch, Janna Dshabrailov, Karl-Albrecht Rapp,

Reinhold Vormann, Thomas Mueller, Peter Mayer, Uwe Horstmeier, Volker Eissing, Heinz Hey, Heinz Leuchtgens, Volker Lilienweiss, Heiner Mueller, Christian Schubert, Herrmann Lauer, Thomas Buchner, Gunter Brauer, Susanne Kamin, Karsten Mueller, Sylvia Baumbach, Muwafeg Abdel-Qader, Hans-Holger Ebert, Carsten Schwencke, Peter Bernhardt, Laszlo Karolyi, Britta Sievers, Wilhelm Haverkamp, Jens-Uwe Roehnisch

Hungary. Andras Vertes, Gabor Szantai, Andras Matoltsy, Nikosz Kanakaridis, Zoltan Boda, Erno Kis, Balazs Gaszner, Ferenc Juhasz, Gizella Juhasz, Sandor Kancz, Zoltan Laszlo, Zsolt May, Bela Merkely, Ebrahim Noori, Tamas Habon, Peter Polgar, Gabriella Szalai, Sandor Vangel, Andras Nagy, Gabriella Engelthaler, Judit Ferenczi, Mihaly Egyutt

Italy. Giuliana Martini, Leone Maria Cristina, Eros Tirafferri, Rita Santoro, Sophie Testa, Giovanni Di Minno, Marco Moia, Teresa Maria Caimi, Maria Tessitori, Giancarlo Agnelli, Roberto Cappelli, Daniela Poli, Roberto Quintavalla, Franco Cosmi, Raffaele Fanelli, Vincenzo Oriana, Raffaele Reggio, Roberto Santi, Leonardo Pancaldi, Raimondo De Cristofaro, Giuliana Guazzaloca, Angelo De Blasio, Jorge Salerno Uriate, Flavia Lillo, Enrico Maria Pogliani, Grzegorz Bilo, Michele Accogli, Antonio Mariani, Mauro Feola, Arturo Raisaro, Luciano Fattore, Andrea Mauric, Fabrizio Germini, Luca Tedeschi, Maria Settimi, Sergio Nicoli, Paolo Ricciarini, Antonio Argenta, Paolo Ronchini, Claudio Bulla, Filippo Tradati, Massimo Volpe, Maria D'Avino, Maria Grazia Bongiorno, Silva Severi, Alessandro Capucci, Corrado Lodigiani, Enrico Salomone, Gaetano Serviddio, Claudio Tondo, Giuseppe Ambrosio, Paolo Golino, Carmine Mazzone, Saverio Iacopino

The Netherlands. Hugo ten Cate, J. H. Ruiters, Andreas Lucassen, Henk Adriaansen, Maarten Bongaerts, Mathijs Pieterse, Coen van Gulden, Johannes Herrman, S. H. K. P. R. Nierop, Pieter Hoogslag, Walter Hermans, B. E. Groenemeijer, W. Terpstra, Cees Buiks, L. V. A. Boersma

Norway. Eivind Berge, Per Anton Sirnes, Erik Gjertsen, Torstein Hole, Knut Erga, Arne Hallaraker, Gunnar Skjelvan, Anders Østrem, Beraki Ghezai, Arne Svilaas, Peter Christersson, Torbjørn Øien, Svein Høegh Henriksen, Jan Erik Otterstad, Jan Berg-Johansen

Poland. Janina Stepinska, Andrzej Gieroba, Malgorzata Biedrzycka, Michal Ogorek, Beata Wozakowska-Kaplon, Krystyna Loboz-Grudzien, Jaroslaw Kosior, Wieslaw Supinski, Jerzy Kuzniar, Roman Zaluska, Jaroslaw Hiczkiwicz, Lucyna Swiatkowska-Byczynska, Lech Kucharski, Marcin Gruchala, Piotr Minc, Maciej Olszewski, Grzegorz Kania, Malgorzata Krzciuk, Zbigniew Lajkowski, Bozena Ostrowska-Pomian, Jerzy Lewczuk, Elzbieta Zinka, Agnieszka Karczmarczyk, Malgorzata Chmielnicka-

Pruszczynska, Iwona Wozniak-Skowerska, Grzegorz Opol-ski, Marek Bronisz, Marcin Ogorek, Grazyna Glanowska, Piotr Ruszkowski, Grzegorz Skonieczny, Ryszard Sciborski, Boguslaw Okopien, Piotr Kukla, Krzysztof Galbas, Krzysztof Cymerman, Jaroslaw Jurowiecki, Pawel Miekus, Waldemar Myszka, Stanislaw Mazur, Roman Lysek, Jacek Baszak, Teresa Rusicka-Piekarz, Grzegorz Raczak, Ewa Domanska, Jadwiga Nessler, Jozef Lesnik

Russia. Vera Eltishcheva, Roman Libis, Gadel Kamalov, Dmitry Belenky, Liudmila Egorova, Alexander Khokhlov, Eduard Yakupov, Dmitry Zateyshchikov, Olga Barbarash, Olga Miller, Evgeniy Mazur, Konstantin Zrazhevskiy, Tatyana Novikova, Yulia Moiseeva, Elena Polkanova, Konstantin Sobolev, Maria Rossovskaya, Yulia Shapovalova, Alla Kolesnikova, Konstantin Nikolaev, Oksana Zemlianskaia, Anna Zateyshchikova, Victor Kostenko, Sergey Popov, Maria Poltavskaya, Anton Edin, Elena Aleksandrova, Oksana Drapkina, Alexander Vishnevsky, Oleg Nagibovich, Petr Chizhov, Svetlana Rachkova, Mikhail Sergeev, Borys Kurylo, Alexey Ushakov

Spain. Xavier Vinolas, Pere Alvarez Garcia, Maria Fernanda Lopez Fernandez, Luis Tercedor Sanchez, Salvador Tranche Iparraguirre, Pere Toran Monserrat, Emilio Marquez Contreras, Jordi Isart Rafecas, Juan Motero Carrasco, Pablo Garcia Pavia, Casimiro Gomez Pajuelo, Luis Miguel Rincon Diaz, Luis Fernando Iglesias Alonso, Angel Grande Ruiz, Jordi Merce Klein, Jose Ramon Gonzalez Juanatey, Ines Monte Collado, Herminia Palacin Piquero, Carles Brotons Cuixart, Esther Fernandez Escobar, Joan Bayo i Llibre, Cecilia Corros Vicente, Manuel Vida Gutierrez, Francisco Epelde Gonzalo, Carlos Alexandre Almeida Fernandez, Encarnacion Martinez Navarro, Jordi Isart Rafecas, Juan Jose Montero Alia, Maria Barreda Gonzalez, Maria Angels Moleiro Oliva, Jose Iglesias Sanmartin, Mercedes Jimenez Gonzalez, Maria del Mar Rodriguez Alvarez, Juan Herreros Melenchon, Tomas Ripoll Vera, Manuel Jimenez Navarro, Maria Vazquez Caamano, Maria Fe Arcocha Torres, Gonzalo Marcos Gomez, Andres Iniguez Romo, Miguel Angel Prieto Diaz

Sweden. Mårten Rosenqvist, Alexander Wirdby, Centrumkliniken, Jan Lindén, Kerstin Henriksson, Micael Elmerson, Arnor Egilsson, Ulf Börjesson, Gunnar Svärd, Bo Liu, Anders Lindh, Lars-Bertil Olsson, Mikael Gustavsson, Lars Andersson, Lars Benson, Claes Bothin, Ali Hajimirsadeghi, Björn Martinsson, Marianne Ericsson, Åke Ohlsson, Håkan Lindvall, Peter Svensson, Katarina Thörne, Hans Händel, Pyotr Platonov, Fredrik Bernsten, Ingar Timberg, Milita Crisby, Jan-Erik Karlsson, Agneta Andersson, Lennart Malmqvist, Johan Engdahl, Jörgen Thulin, Aida Hot-Bjelak, Steen Jensen, Per Stalby

Switzerland. Jan Steffel, Johann Debrunner, Juerg H. Beer, Dipen Shah

Ukraine. Iurii Rudyk, Vira Tseluyko, Oleksandr Karpenko, Svitlana Zhurba, Igor Kraiz, Oleksandr Parkhomenko, Iryna Kupnovytska, Nestor Seredyuk, Yuriy Mostovoy, Oleksiy Ushakov, Olena Koval, Igor Kovalskiy, Yevgeniya Svyshchenko, Oleg Sychov, Mykola Stanislavchuk, Andriy Yagensky, Susanna Tykhonova, Ivan Fushtey

United Kingdom. Will Murdoch, Naresh Chauhan, Daryl Goodwin, Louise Lumley, Ramila Patel, Philip Saunders, Bennett Wong, Alex Cameron, Philip Saunders, Niranjan Patel, P. Jhittay, Andrew Ross, M. S. Kainth, Karim Ladha, Kevin Douglas, Gill Pickavance, Joanna McDonnell, Laura Handscombe, Trevor Gooding, Helga Wagner, Duncan Cumberlidge, Colin Bradshaw, Catherine Bromham, Kevin Jones, Shoeb Suryani, Richard Coates, Bhupinder Sarai, W. Willcock, S. Sircar, John Cairns, A. Gilliland, Roman Bilas, E. Strieder, Peter Hutchinson, Anne Wakeman, Michael Stokes, Graham Kirby, Bhaskar Vishwanathan, Nigel Bird, Paul Evans, M. Clark, John Bisatt, Jennifer Litchfield, E. Fisher, Tim Fooks, Richard Kelsall, Neil Paul, Elizabeth Alborough, Michael Aziz, C. Ramesh, Pete Wilson, Simon Franklin, Sue Fairhead, Julian Thompson, Hasan Chowan, Gary Taylor, Dawn Tragen, Matt Parfitt, Claire Seamark, Carolyn Paul, Mark Richardson, Angus Jefferies, Helen Sharp, Hywel Jones, Claire Giles, Matthew Bramley, Philip Williams, Jihad Aldegather, Simon Wetherell, William Lumb, Phil Evans, Frances Scouller, Neil Macey, Stephen Rogers, Yvette Stipp, Richard West, Philip Pinney, Paul Wadson, John Matthews, Preeti Pandya, Andrew Gallagher, T. Railton, Emyr Davies, Jonathan McClure, Marc Jacobs, Claire Hutton, R. Thompson, Bijoy Sinha, Keith Butter, Susan Barrow, Helen Little, David Russell, Ulka Choudhary, Ikram Haq, Paul Ainsworth, Claire Jones, Phil Weeks, Jane Eden, Lisa Gibbons, Janet Glencross, Alison MacLeod, K. Poland, Conor Mulolland, A. Warke, Paul Conn, D. Burns, R. Smith, R. Kamath, Jonathan Webster, Ian Hodgins, Stephen Vercoe, Paul Roome, Hilary Pinnock, Jayesh Patel, Amar Ali, Nigel Hart, Richard Davies, Nigel De-Sousa, Catherine Neden, Mark Danielsen, Purnima Sharma, Sophia Galloway, Charlotte Hawkins, Raife Oliver, Martin Aylward, Mira Pattni, Gordon Irvine, Shahid Ahmad, Catherine Rothwell, Fiaz Choudhary, Sabrina Khalaque, Stephanie Short, Sharon Peters, Warwick Coulson, Neil Roberts, Amy Butler, Steven Coates, Ben Ward, Daniel Jackson, Steve Walton, Diane Shepherd, Toh Wong, Mark Boon, Melanie Deacon, David Cornelius, Sarah Davies, Ben Frankel, Nick Hargreaves, Henry Choi, Jon Sumner, Tim Myhill, Salah Estifanos, Diane Geatch, Justin Wilkinson, Richard Veale, Karen Forshaw, Rob Hirst, Kashif Zaman, Catherine Liley, Rebecca Wastling, Paul McEleny, Andre Beattie, Philip Cooke, Mike Wong, Mark Pugsley, Chaminda Dooldeniya, Greg Rogers, James Bennett, Polly Jacobs, Rajesh Muvva, Matthew Adam, Robin Fox, Nicolas Thomas, Simon Cartwright, Rory Reed, Simon Randfield, Christine A'Court, Ann Flynn, Andrew

Halpin, Shoeb Suryani, Simon Dobson, Louise Lomax, Minnal Nadaph, Iain Munro, Jane Goram, Helen Stoddart, Phil Simmons, John Shewring, Emma Bowen-Simpkins, Mark Rickenbach, Polly Jacobs

Australia. Adam Blenkhorn, Bhuwanendu Singh, Penny Astridge, William van Gaal, Walter Abhayaratna, Philip Thomson, Ron Lehman, Jens Kilian, David Coulshed, Andrei Catanchin, David Colquhoun, Hosen Kiat, David Eccleston, John French, Bronte Ayres, Peter Blombery, Thanh Phan, James Rogers, David O'Donnell, Sang Cheol Bae, Harry Gibbs, Patrick Carroll, Greg Starmer, Margaret Arstall, Maurits Binnekamp, Astin Lee

Canada. John Eikelboom, Robert Luton, Milan Gupta, Amritanshu Shekhar Pandey, Stephen Cheung, Rolland Leader, Philippe Beaudry, Félix Ayala-Paredes, Joseph Berlingieri, John Heath, Germain Poirier, Miranda du Preez, Bradley Schweitzer, Reginald Nadeau, Ripple Dhillon, Tomasz Hruczkowski, Andrea Lavoie, Ratika Parkash, James Cha, Benoit Coutu, Paul MacDonald, Brian Ramjattan, Jorge Bonet, Saul Vizel, Paul Angaran, Sameh Fikry

Egypt. Ahmed Mowafy, Azza Katta, Mazen Tawfik, Mustafa Nawar, Mohamed Sobhy, Seif Kamal Abou Seif, Tarek Khairy, Ahmed Abd El-Aziz, Nasser Taha, Ashraf Reda, Atef Elbahry, Mohamed Setiha, Mohamed Gamal El Din, Magdi Elkhadem, Adel El-Etreby

South Africa. David Kettles, Junaid Bayat, Heidi Siebert, Adrian Horak, Ynez Kelfkens, Riaz Garda, Barry Jacobson, Thayabran Pillay, Michele Guerra, Louis van Zyl, Hendrik Theron, Andrew Murray, Rikus Louw, Deon Greyling, Pindile Mntla, Siddique Ismail, Fayzal Ahmed, Johannes Engelbrecht, Shambu Maharajh, Wessel Oosthuysen, Rehana Loghdey, Veronica Ueckermann

United Arab Emirates. Wael Al Mahmeed, Abdullah Al Naeemi, Ghazi Yousef, Nooshin Bazargani, Munther AIO-mairi, Rajan Maruthanayagam, Rupesh Singh, Ahmed Naguib, Mohamed Ibrahim, Amrish Agrawal, Mukesh Nathani, Ehab M. Esheiba, Adel Wassef, Rajeev Gupta

United States. Michael Cox, Scott Beach, Peter Duffy, Stephen Falkowski, Kevin Ferrick, Miguel Franco, W. Michael Kutayli, Annette Quick, Niraj Sharma, Vance Wilson, Stephen Miller, Mark Alberts, Edwin Blumberg, Roddy Canosa, Ted Gutowski, Rodney Ison, Jorge Garcia, Paul Mullen, Howard Noveck, Pamela Rama, Rajneesh Reddy, Marcus Williams, Daniel Nishijima, Keith Ferdinand, Ihsan Haque, Robert Mendelson, Sridevi Pitta, Daniel Theodoro, Charles Treasure, Moustafa, Cas Cader, Walter Pharr, Alisha Oropallo, George Platt, Jaspal Gujral, James Welker, Firas Koura